

# Strongsville City School District

## Fiscal Year 2016-2017

### Annual Budget Document



Strongsville, Cuyahoga County, Ohio

18199 Cook Avenue, Strongsville, Ohio 44136

[www.strongnet.org](http://www.strongnet.org)

Cameron M. Ryba, Superintendent

George K. Anagnostou, Treasurer/CFO



***This page is intentionally left blank***

**Strongsville City School District**  
*Fiscal Year 2016-2017 Budget Document*  
**TABLE OF CONTENTS**

---

**I. INTRODUCTORY SECTION:**

Executive Summary.....	1-18
------------------------	------

**II. ORGANIZATIONAL SECTION:**

Organizational Section .....	19-34
------------------------------	-------

**III. FINANCIAL SECTION**

Financial Section Introduction .....	36
Total All Funds – Level 1 Financial.....	37-38
Governmental Funds Section .....	39-42
Governmental Funds – Level 2 Financials .....	43-44
General Fund – Level 3 Financial.....	45-46
Total General Fund – Level 4 Financial .....	47-50
General Fund: Board of Education Level 4 Financial.....	51
General Fund: Warehouse Level 4 Financial.....	52
General Fund: Superintendents Office Level 4 Financial .....	53
General Fund: Curriculum and Instruction Level 4 Financial .....	54
General Fund: Gifted Services Level 4 Financial .....	55
General Fund: Media Specialist District Wide Level 4 Financial.....	57
General Fund: Communications Level 4 Financial.....	58
General Fund: Strongsville Early Learning Preschool Level 4 Financial .....	59-60
General Fund: Pupil Services Level 4 Financial .....	61
General Fund: Guidance District Wide Level 4 Financial .....	62
General Fund: Nurses Level 4 Financial.....	63
General Fund: Psychologist Speech Therapist Level 4 Financial .....	64
General Fund: Special Education Department Level 4 Financial .....	65
General Fund: Transportation Level 4 Financial .....	66
General Fund: Human Resources Level 4 Financial.....	67
General Fund: Publications Level 4 Financial .....	68
General Fund: Business Services Level 4 Financial .....	69
General Fund: Treasurers Office Level 4 Financial .....	70
General Fund: Substitutes Level 4 Financial .....	71
General Fund: Fixed Charges Level 4 Financial.....	72
General Fund: Tuition to Other Districts Level 4 Financial .....	73
General Fund: Academic Supplements & Advisors Level 4 Financial.....	74
General Fund: Athletics Level 4 Financial .....	75
General Fund: Chapman Elementary Level 4 Financial .....	76-77
General Fund: Drake Elementary Level 4 Financial.....	78-79
General Fund: Kinsner Elementary Level 4 Financial.....	80-81
General Fund: Muraski Elementary Level 4 Financial .....	82-83
General Fund: Surrarrer Elementary Level 4 Financial .....	84-85
General Fund: Whitney Elementary Level 4 Financial.....	86-87
General Fund: Zellers Elementary Level 4 Financial .....	88-89
General Fund: Albion Middle School Level 4 Financial .....	90-91
General Fund: Center Middle School Level 4 Financial.....	92-93
General Fund: Strongsville Middle School Level 4 Financial .....	94-95
General Fund: Strongsville High School Level 4 Financial .....	96-97
General Fund: Maintenance Plant Services Level 4 Financial.....	98
General Fund: Custodians Level 4 Financial .....	99
General Fund: Building and Grounds Level 4 Financial .....	100
General Fund: Grounds Crew Level 4 Financial .....	101
Bond Retirement Fund – Level 3 Financial .....	102-103
Bond Retirement Fund – Level 4 Financial .....	104
Capital Projects Section and 30 Year Strategic Plan .....	105-109
Permanent Improvement Fund – Level 3 Financial .....	110-111
Permanent Improvement Fund – Level 4 Financial .....	112

**Strongsville City School District**  
*Fiscal Year 2016-2017 Budget Document*  
**TABLE OF CONTENTS**

---

Building Fund – Level 3 Financial .....	113-115
Total Building Fund– Level 4 Financial .....	116
Building Fund: Construction Fund Level 4 Financial.....	117
Building Fund: Construction LFI Fund Level 4 Financial.....	118
Building Fund: Excellence in Athletics Fund Level 4 Financial .....	119
Special Revenue Funds Section.....	120
Food Service Fund – Level 3 & 4 Financial.....	121-123
Public School Support Fund – Level 3 Financial .....	124-125
Total Public School Support Fund– Level 4 Financial .....	126
Public School Support: Chapman Elementary Level 4 Financial .....	127
Public School Support: Drake Elementary Level 4 Financial.....	128
Public School Support: Muraski Elementary Level 4 Financial .....	129
Public School Support: Kinsner Elementary Level 4 Financial.....	130
Public School Support: Surrarrer Elementary Level 4 Financial .....	131
Public School Support: Whitney Elementary Level 4 Financial.....	132
Public School Support: Zellers Elementary Level 4 Financial .....	133
Public School Support: Strongsville Early Learning Preschool Level 4 Financial.....	134
Public School Support: Strongsville Middle School Level 4 Financial.....	135
Public School Support: Albion Middle School Level 4 Financial .....	136
Public School Support: Center Middle School Level 4 Financial.....	137
Public School Support: Strongsville High School Level 4 Financial .....	138
Other Local Grants Fund – Level 3 Financial .....	139-140
Total Other Local Grants Fund– Level 4 Financial .....	141-142
Other Local Grants Fund: HS State Farm Celebrate My Drive 2012 Level 4 Financial .....	143
Other Local Grants Fund: Fast Grant Level 4 Financial .....	144
Other Local Grants Fund: Higher Ed Grant Level 4 Financial .....	145
Other Local Grants Fund: SEF Donations Level 4 Financial .....	146
Other Local Grants Fund: Cracker Barrel Donations Level 4 Financial.....	147
Other Local Grants Fund: Ohio Mid-Level Association Level 4 Financial.....	148
Other Local Grants Fund: American Dairy Fuel Up to Play Grant Level 4 Financial.....	149
Other Local Grants Fund: SEF Equipment Grant Level 4 Financial .....	150
Other Local Grants Fund: SEF Grant Lawson Level 4 Financial .....	151
Other Local Grants Fund: Rotary Social Programs Middle School Level 4 Financial .....	152
Other Local Grants Fund: Discover Path to Fin’l Success HS Level 4 Financial.....	153
Other Local Grants Fund: Believe in Ohio Grant Level 4 Financial .....	154
Other Local Grants Fund: SEF Grant Professional Develop Software Grant Level 4 Financial .....	155
Other Local Grants Fund: Coca-Cola Scholarships Level 4 Financial .....	156
Other Local Grants Fund: District Wellness Program Level 4 Financial .....	157
Other Local Grants Fund: Polaris Vocational Assistance Level 4 Financial .....	158
Other Local Grants Fund: USAC E-Rate Program Level 4 Financial .....	159
Other Local Grants Fund: Toyota Tapestry Grant Level 4 Financial .....	160
Other Local Grants Fund: Math Intervention Grant Level 4 Financial.....	161
Other Local Grants Fund: Bio Technology Program HS Grant Level 4 Financial .....	162
Other Local Grants Fund: Academic Challenge Grant Level 4 Financial .....	163
Other Local Grants Fund: FY 08 Dollar Literacy Grant Level 4 Financial .....	164
Other Local Grants Fund: Martha Holden Jennings Grant Level 4 Financial .....	165
Other Local Grants Fund: American Dairy Council Albion MS Grant Level 4 Financial .....	166
Other Local Grants Fund: ODNR Project Wild Grant Level 4 Financial .....	167
Other Local Grants Fund: M.H. Jennings Grant Personal Survival Level 4 Financial .....	168
Other Local Grants Fund: FY 16 Dollar Literacy Grant Level 4 Financial .....	169
Other Local Grants Fund: Wal-Mart Communications Grant Level 4 Financial.....	170
Other Local Grants Fund: Excellence in Athletics Fund Level 4 Financial.....	171
Other Local Grants Fund: Middle School Archery Middle School Grants Level 4 Financial .....	172
Other Local Grants Fund: Donation / Grants Superintendent Initiatives Level 4 Financial .....	173
Employee Benefits Fund – Level 3 & 4 Financial .....	174-176

**Strongsville City School District**  
*Fiscal Year 2016-2017 Budget Document*  
**TABLE OF CONTENTS**

---

District Managed Student Activity Fund – Level 3 Financial .....	177-179
Total District Managed Student Activity Fund– Level 4 Financial .....	180
District Managed Student Activity: Athletic Department – Level 4 Financial .....	181
District Managed Student Activity: Ski Club SMS– Level 4 Financial.....	182
District Managed Student Activity: Orchestra SMS – Level 4 Financial .....	183
District Managed Student Activity: Band SMS – Level 4 Financial .....	184
District Managed Student Activity: Art Department SMS – Level 4 Financial.....	185
District Managed Student Activity: Vocal Music SMS – Level 4 Financial .....	186
District Managed Student Activity: Team Admirals SMS – Level 4 Financial.....	187
District Managed Student Activity: Team Captains SMS – Level 4 Financial.....	188
District Managed Student Activity: Team Cruisers SMS – Level 4 Financial .....	189
District Managed Student Activity: Team Vikings SMS – Level 4 Financial .....	190
District Managed Student Activity: Team Discovers SMS – Level 4 Financial.....	191
District Managed Student Activity: Team Globetrotters SMS – Level 4 Financial.....	192
District Managed Student Activity: Team Pioneers SMS – Level 4 Financial .....	193
District Managed Student Activity: Team Seekers SMS – Level 4 Financial .....	194
District Managed Student Activity: Team Adventurers SMS – Level 4 Financial.....	195
District Managed Student Activity: Team Crusaders SMS – Level 4 Financial.....	196
District Managed Student Activity: Team Dragons SMS – Level 4 Financial .....	197
District Managed Student Activity: Team Pirates SMS – Level 4 Financial .....	198
District Managed Student Activity: Team Voyagers SMS – Level 4 Financial .....	199
District Managed Student Activity: Athletics SMS – Level 4 Financial .....	200
District Managed Student Activity: Phys ED SMS – Level 4 Financial.....	201
District Managed Student Activity: Ski Club AMS – Level 4 Financial .....	202
District Managed Student Activity: Band AMS – Level 4 Financial.....	203
District Managed Student Activity: Vocal Music AMS – Level 4 Financial.....	204
District Managed Student Activity: Athletics AMS – Level 4 Financial.....	205
District Managed Student Activity: Team Rough Riders AMS – Level 4 Financial .....	206
District Managed Student Activity: Ski Club CMS – Level 4 Financial .....	207
District Managed Student Activity: Band CMS – Level 4 Financial .....	208
District Managed Student Activity: Art Department CMS – Level 4 Financial .....	209
District Managed Student Activity: Vocal Music CMS – Level 4 Financial .....	210
District Managed Student Activity: Athletics CMS – Level 4 Financial .....	211
District Managed Student Activity: X-Treme Team CMS – Level 4 Financial.....	212
District Managed Student Activity: Magic Team CMS – Level 4 Financial .....	213
District Managed Student Activity: Rulers Team CMS – Level 4 Financial .....	214
District Managed Student Activity: Phys Ed CMS – Level 4 Financial .....	215
District Managed Student Activity: Instrumental Uniform Fund SHS – Level 4 Financial .....	216
District Managed Student Activity: Band National Trip SHS – Level 4 Financial .....	217
District Managed Student Activity: Choral National Trip SHS – Level 4 Financial .....	218
District Managed Student Activity: Choral Music Clothing SHS – Level 4 Financial.....	219
District Managed Student Activity: Band SHS – Level 4 Financial.....	220
District Managed Student Activity: Drama Club SHS – Level 4 Financial .....	221
District Managed Student Activity: ASAP Club SHS – Level 4 Financial .....	222
District Managed Student Activity: SEAC Club SHS – Level 4 Financial .....	223
District Managed Student Activity: Ski Club SHS – Level 4 Financial .....	224
District Managed Student Activity: Boys Lacrosse SHS – Level 4 Financial .....	225
District Managed Student Activity: Girls Lacrosse SHS – Level 4 Financial .....	226
District Managed Student Activity: Leadership Academy SHS – Level 4 Financial.....	227
District Managed Student Activity: Football Summer Camp SHS – Level 4 Financial .....	228
District Managed Student Activity: Boys Track SHS – Level 4 Financial.....	229
District Managed Student Activity: Girls Track SHS – Level 4 Financial .....	230
District Managed Student Activity: MD Vocational Training SHS – Level 4 Financial.....	231
District Managed Student Activity: DECA Fund SHS – Level 4 Financial .....	232
District Managed Student Activity: Dance Team SHS – Level 4 Financial .....	233
District Managed Student Activity: Girls Soccer Kick-A-Thon SHS – Level 4 Financial.....	234

**Strongsville City School District**  
*Fiscal Year 2016-2017 Budget Document*  
**TABLE OF CONTENTS**

---

District Managed Student Activity: Orchestra Fund SHS – Level 4 Financial.....	235
District Managed Student Activity: Boys Soccer Fund SHS – Level 4 Financial .....	236
District Managed Student Activity: Vocal Music SHS – Level 4 Financial .....	237
District Managed Student Activity: Music Production SHS – Level 4 Financial .....	238
District Managed Student Activity: Girls Basketball Fund SHS – Level 4 Financial .....	239
District Managed Student Activity: Boys Basketball Fund SHS – Level 4 Financial .....	240
District Managed Student Activity: Volleyball Fund SHS – Level 4 Financial .....	241
District Managed Student Activity: Project Support Fund SHS – Level 4 Financial .....	242
District Managed Student Activity: Girls Tennis Fund SHS – Level 4 Financial .....	243
District Managed Student Activity: Boys Tennis Fund SHS – Level 4 Financial .....	244
District Managed Student Activity: Swim Team Fund SHS – Level 4 Financial .....	245
District Managed Student Activity: Ice Hockey Fund SHS – Level 4 Financial .....	246
District Managed Student Activity: Lantern Fund SHS – Level 4 Financial .....	247
District Managed Student Activity: Strohgan Yearbook Fund SHS – Level 4 Financial .....	248
District Managed Student Activity: Baseball Fund SHS – Level 4 Financial.....	249
District Managed Student Activity: Softball Fund SHS – Level 4 Financial.....	250
District Managed Student Activity: Girls Cross Country Fund SHS – Level 4 Financial .....	251
District Managed Student Activity: Boys Cross Country Fund SHS – Level 4 Financial .....	252
District Managed Student Activity: Gymnastics Fund SHS – Level 4 Financial .....	253
District Managed Student Activity: Girls Golf Fund SHS – Level 4 Financial.....	254
District Managed Student Activity: Trainer Fund SHS – Level 4 Financial .....	255
District Managed Student Activity: Weight Room Fund SHS – Level 4 Financial.....	256
District Managed Student Activity: Fall Cheerleading Fund SHS – Level 4 Financial.....	257
District Managed Student Activity: Winter Cheerleading Fund SHS – Level 4 Financial.....	258
Auxiliary Service Fund – Level 3 & 4 Financial.....	259-261
Management Information Systems Grant Fund – Level 3 & 4 Financial.....	262-264
Data Communications Grant Fund – Level 3 & 4 Financial .....	265-267
Alternative Schools Grant Fund – Level 3 & 4 Financial .....	268-270
Miscellaneous State Grant Fund – Level 3 & 4 Financial.....	271-273
IDEA, Part-B Special Education Grant Fund – Level 3 & 4 Financial .....	274-277
Title III, Limited English Proficiency Grant Fund – Level 3 & 4 Financial .....	278-280
Title I, Disadvantaged Youth Grant Fund – Level 3 & 4 Financial .....	281-283
IDEA Preschool Grant Fund – Level 3 & 4 Financial .....	284-286
Title II-A, Improving Teacher Quality Grant Fund – Level 3 & 4 Financial.....	287-289
Proprietary Funds Section .....	290
Proprietary Funds – Level 2 Financials.....	291
Uniform School Supplies Fund – Level 3 Financial .....	292-293
Total Uniform School Supplies Fund– Level 4 Financial.....	294
Uniform School Supplies: Chapman Elementary – Level 4 Financial.....	295
Uniform School Supplies: Drake Elementary – Level 4 Financial .....	296
Uniform School Supplies: Muraski Elementary – Level 4 Financial.....	297
Uniform School Supplies: Kinsner Elementary – Level 4 Financial .....	298
Uniform School Supplies: Surrarrer Elementary – Level 4 Financial .....	299
Uniform School Supplies: Whitney Elementary – Level 4 Financial .....	300
Uniform School Supplies: Zellers Elementary – Level 4 Financial.....	301
Uniform School Supplies: Strongsville Early Learning PreK Elementary – Level 4 Financial .....	302
Uniform School Supplies: Strongsville Middle School – Level 4 Financial .....	303
Uniform School Supplies: Albion Middle School – Level 4 Financial .....	304
Uniform School Supplies: Center Middle School – Level 4 Financial .....	305
Uniform School Supplies: Strongsville High School – Level 4 Financial.....	306
Special Enterprise Fund – Level 3 & 4 Financial.....	307-309
Internal Service Rotary Fund – Level 3 Financial.....	310-311
Total Internal Service Rotary Fund – Level 4 Financial .....	312
Internal Service Rotary: Summer School – Level 4 Financial.....	313
Internal Service Rotary: Facility Usage – Level 4 Financial .....	314
Internal Service Rotary: Webcheck Human Resources– Level 4 Financial.....	315

**Strongsville City School District**  
*Fiscal Year 2016-2017 Budget Document*  
**TABLE OF CONTENTS**

---

Internal Service Rotary: Audio Visual – Level 4 Financial .....	316
Internal Service Rotary: Special Education – Level 4 Financial.....	317
Internal Service Rotary: Field Trip Chapman Elementary – Level 4 Financial.....	318
Internal Service Rotary: Stockroom – Level 4 Financial .....	319
Internal Service Rotary: Field Trip Drake Elementary – Level 4 Financial .....	320
Internal Service Rotary: Field Trip Muraski Elementary – Level 4 Financial .....	321
Internal Service Rotary: Field Trip Kinsner Elementary – Level 4 Financial.....	322
Internal Service Rotary: Field Trip Surrarrer Elementary – Level 4 Financial.....	323
Internal Service Rotary: Field Trip Whitney Elementary – Level 4 Financial .....	324
Internal Service Rotary: Field Trip Strongsville Middle School – Level 4 Financial.....	325
Internal Service Rotary: Field Trip Center Middle School – Level 4 Financial .....	326
Internal Service Rotary: Field Trip Strongsville High School – Level 4 Financial .....	327
Internal Service Rotary: AP ACT SAT Testing – Level 4 Financial .....	328
Internal Service Rotary: Band Transportation – Level 4 Financial.....	329
Employee Benefits Self-Insurance Fund – Level 3 & 4 Financial .....	330-332
Fiduciary Funds Section .....	333
Fiduciary Funds – Level 2 Financials .....	334
District Agency Fund (OHSAA Fund) – Level 3 & 4 Financial.....	335-337
Student Managed Student Activity Fund – Level 3 Financial.....	338-340
Total Student Managed Student Activity Fund – Level 4 Financial.....	341
Student Managed Student Activity: Student Council Chapman Elementary - Level 4 Financial .....	342
Student Managed Student Activity: Science Club Drake Elementary - Level 4 Financial .....	343
Student Managed Student Activity: Student Council Drake Elementary - Level 4 Financial .....	344
Student Managed Student Activity: Student Council Muraski Elementary - Level 4 Financial .....	345
Student Managed Student Activity: Student Council Kinsner Elementary - Level 4 Financial .....	346
Student Managed Student Activity: Student Council Whitney Elementary - Level 4 Financial .....	347
Student Managed Student Activity: Student Council Zellers Elementary - Level 4 Financial .....	348
Student Managed Student Activity: Student Council SMS - Level 4 Financial .....	349
Student Managed Student Activity: Guidance Club SMS - Level 4 Financial .....	350
Student Managed Student Activity: CD MD Classroom SMS - Level 4 Financial .....	351
Student Managed Student Activity: Band Fund AMS - Level 4 Financial.....	352
Student Managed Student Activity: Vocal Music AMS - Level 4 Financial .....	353
Student Managed Student Activity: Student Council AMS - Level 4 Financial.....	354
Student Managed Student Activity: Guidance Club AMS - Level 4 Financial .....	355
Student Managed Student Activity: Intermural Club AMS - Level 4 Financial .....	356
Student Managed Student Activity: Ski Club AMS - Level 4 Financial .....	357
Student Managed Student Activity: Letterman Club AMS - Level 4 Financial .....	358
Student Managed Student Activity: CD MS Classroom Club AMS - Level 4 Financial.....	359
Student Managed Student Activity: Team Rough Riders AMS - Level 4 Financial .....	360
Student Managed Student Activity: TTT-C AMS - Level 4 Financial .....	361
Student Managed Student Activity: Instrumental Music CMS - Level 4 Financial.....	362
Student Managed Student Activity: Art Department CMS - Level 4 Financial.....	363
Student Managed Student Activity: Vocal Music CMS - Level 4 Financial .....	364
Student Managed Student Activity: Student Council CMS - Level 4 Financial .....	365
Student Managed Student Activity: CMS School Store CMS - Level 4 Financial.....	366
Student Managed Student Activity: Ski Club CMS - Level 4 Financial.....	367
Student Managed Student Activity: Letterman Club CMS - Level 4 Financial.....	368
Student Managed Student Activity: X-Treme Team CMS - Level 4 Financial .....	369
Student Managed Student Activity: Magic Team CMS - Level 4 Financial.....	370
Student Managed Student Activity: Rulers Team CMS - Level 4 Financial .....	371
Student Managed Student Activity: Phys Ed Department CMS - Level 4 Financial .....	372
Student Managed Student Activity: SHS Art SHS - Level 4 Financial .....	373
Student Managed Student Activity: Planetarium Club SHS - Level 4 Financial .....	374
Student Managed Student Activity: Debate Team SHS - Level 4 Financial.....	375
Student Managed Student Activity: Drama Club SHS - Level 4 Financial .....	376
Student Managed Student Activity: Mathematics Club SHS - Level 4 Financial.....	377

**Strongsville City School District**  
*Fiscal Year 2016-2017 Budget Document*  
**TABLE OF CONTENTS**

---

Student Managed Student Activity: SEAC Club SHS - Level 4 Financial.....	378
Student Managed Student Activity: Science Club SHS - Level 4 Financial.....	379
Student Managed Student Activity: Technology Club SHS - Level 4 Financial .....	380
Student Managed Student Activity: Sociedad Honoraria Hispanica Club SHS - Level 4 Financial ...	381
Student Managed Student Activity: Computer Club SHS - Level 4 Financial .....	382
Student Managed Student Activity: Latin Club SHS - Level 4 Financial.....	383
Student Managed Student Activity: French Club SHS - Level 4 Financial .....	384
Student Managed Student Activity: German Club SHS - Level 4 Financial .....	385
Student Managed Student Activity: Spanish Club SHS - Level 4 Financial .....	386
Student Managed Student Activity: ASAP Club SHS - Level 4 Financial.....	387
Student Managed Student Activity: MD Vocational Training SHS - Level 4 Financial .....	388
Student Managed Student Activity: H20 Club SHS - Level 4 Financial .....	389
Student Managed Student Activity: DECA Fund SHS - Level 4 Financial.....	390
Student Managed Student Activity: Business Club SHS - Level 4 Financial.....	391
Student Managed Student Activity: Ohio Career Association SHS - Level 4 Financial .....	392
Student Managed Student Activity: Rotary Interact Club SHS - Level 4 Financial .....	393
Student Managed Student Activity: Dance Team SHS - Level 4 Financial.....	394
Student Managed Student Activity: O Ambassador Club SHS - Level 4 Financial .....	395
Student Managed Student Activity: Rachel's Challenge SHS - Level 4 Financial.....	396
Student Managed Student Activity: Middle Eastern Club SHS - Level 4 Financial.....	397
Student Managed Student Activity: Band Orchestra SHS - Level 4 Financial .....	398
Student Managed Student Activity: Orchestra SHS - Level 4 Financial .....	399
Student Managed Student Activity: Vocal Music SHS - Level 4 Financial .....	400
Student Managed Student Activity: Class of 2016 SHS - Level 4 Financial .....	401
Student Managed Student Activity: Music Production SHS - Level 4 Financial .....	402
Student Managed Student Activity: Band Transportation SHS - Level 4 Financial.....	403
Student Managed Student Activity: Student Council SHS - Level 4 Financial.....	404
Student Managed Student Activity: Class of 2017 SHS - Level 4 Financial .....	405
Student Managed Student Activity: National Art Society SHS - Level 4 Financial.....	406
Student Managed Student Activity: Project Support Fund SHS - Level 4 Financial.....	407
Student Managed Student Activity: Class of 2012 SHS - Level 4 Financial .....	408
Student Managed Student Activity: Class of 2013 SHS - Level 4 Financial .....	409
Student Managed Student Activity: Ski Club SHS - Level 4 Financial.....	410
Student Managed Student Activity: Class of 2014 SHS - Level 4 Financial .....	411
Student Managed Student Activity: Class of 2015 SHS - Level 4 Financial .....	412
Student Managed Student Activity: Class of 2018 SHS - Level 4 Financial .....	413
Student Managed Student Activity: Class of 2019 SHS - Level 4 Financial .....	414
Student Managed Student Activity: Class of 2020 SHS - Level 4 Financial .....	415
Student Managed Student Activity: Youth Optimist Advisors SHS - Level 4 Financial.....	416
Student Managed Student Activity: RHO Kappa NHS SHS - Level 4 Financial .....	417
Student Managed Student Activity: Asian-American Cultural Club SHS - Level 4 Financial.....	418
Student Managed Student Activity: Key Club SHS - Level 4 Financial .....	419
Student Managed Student Activity: Strohigan Yearbook SHS - Level 4 Financial.....	420
Student Managed Student Activity: Italian-American Club SHS - Level 4 Financial .....	421
Student Managed Student Activity: Wellness Club SHS - Level 4 Financial .....	422
Student Managed Student Activity: SHS Pride Club SHS - Level 4 Financial .....	423
Student Managed Student Activity: Anime Club SHS - Level 4 Financial .....	424
Student Managed Student Activity: Lantern Fund SHS - Level 4 Financial .....	425
Student Managed Student Activity: Art Ambassadors SHS - Level 4 Financial .....	426
Student Managed Student Activity: National Honors Society SHS - Level 4 Financial .....	427
Student Managed Student Activity: SHS Cheerleaders Club SHS - Level 4 Financial.....	428
Student Managed Student Activity: Pin'em Club SHS - Level 4 Financial.....	429
Student Managed Student Activity: Ice Hockey Spirit Club SHS - Level 4 Financial .....	430
Changes in Debt .....	431
Current Debt Obligation by Fund.....	432
Debt Levels vs. Legal Debt Limits.....	433



**Strongsville City School District**  
*Fiscal Year 2016-2017 Budget Document*  
**TABLE OF CONTENTS**

---

GASB 54 – Classification of Fund Balances .....	434
<b>IV. INFORMATIONAL SECTION:</b>	
Tax Base and Rates .....	436-441
Student Enrollment Trends.....	442-444
Expenditure Per Pupil Data .....	445-448
Personnel Trends .....	448-454
Report Card / Performance Results .....	455-456
Debt Schedules by Debt Issuance .....	457-458
Glossary .....	459-460



*This page is intentionally left blank*

# Strongsville City Schools

## ADMINISTRATIVE OFFICES

**Cameron M. Ryba, Superintendent**  
cryba@scsmustangs.org

**George K. Anagnostou, Treasurer**  
ganagnostou@scsmustangs.org



18199 Cook Avenue ♦ Strongsville, Ohio 44136

Phone 440.572.7000 ♦ Fax 440.238.7242

www.strongnet.org

September 15, 2016

Members of the Board of Education and the Citizens of Strongsville, Ohio:

We are pleased to submit to you the 2016-2017 Fiscal Year Annual Budget. This is the first year that the School District has set a goal of preparing the annual budget document in a format that meets the requirements of the Association of School Business Officials International (ASBO) Meritorious Budget Award Program. The Meritorious Budget Award Program is the highest standard for school districts to attain when formulating their budget presentation and financial plan.

The 2016-2017 fiscal year annual budget was developed with input from the Board of Education, District Central Office Leadership Team (COLT), building principals, and other departmental staff members to align the budget with the School District's goals and objectives.

The School District's fiscal year is July 1 – June 30, the following timeline is used to develop the annual budget:

**On or before January 15** - Tax Budget for July 1 for the upcoming fiscal year is approved by the Board of Education and submits to the Cuyahoga County Auditor

**March prior to the upcoming Fiscal Year** – Central office budgets and building allocations are distributed to administrators for budget planning

**On or before the 3<sup>rd</sup> Friday in April** – Central office budgets and building allocations are due back to the Treasurer's Office for review.

**On or before April 30** – Staffing is finalized for the upcoming fiscal year. Staffing is subject to be adjusted over the course of the summer due to enrollment fluctuations and retiree and/or resignations.

**On or before May 31** – Board of Education adopts updated general fund five-year forecast for the current year and submits to the Ohio Department of Education.

**On or before June 30** – Board of Education adopts final appropriations for the current fiscal year and temporary appropriations for the upcoming fiscal year.

**On or before September 30** – Board of Education adopts annual appropriations (budget) for the fiscal year that started July 1.

**On or before October 31** – Board of Education adopts the general fund five-year forecast for the fiscal year that started July 1 and submits to the Ohio Department of Education.

**Strongsville City School District  
Introductory Section  
Fiscal Year 2016-2017 Budget Document**

**Organization**

The School District operates under an elected Board of Education consisting of five members which are elected at large for overlapping four-year terms. The Board of Education elects their president and vice-president annually and appoints two officials, the Superintendent and Treasurer.

The School District's Administrative Leadership Team (ALT) is made up of seven members from the Central Office Leadership Team (COLT) and eight building principals who report directly to the Superintendent.

The Central Office Leadership Team is made up of the Superintendent, Treasurer, Assistant Superintendent, Business Manager, Director of Curriculum and Instruction, Director of Instructional Technology, and the Director of Special Education.

<b>STRONGSVILLE CITY SCHOOLS BOARD OF EDUCATION AND ADMINISTRATIVE PERSONNEL</b>		
<b>Board Member</b>	<b>Position</b>	<b>Term</b>
Mr. Carl W. Naso	Board President	1/1/2016 - 12/31/19
Mr. Richard O. Micko	Vice President	1/1/2016 - 12/31/19
Colonel Duke Evans	Member	1/1/2014 - 12/31/17
Mr. George Grozan	Member	1/1/2014 - 12/31/17
Mrs. Jane L. Ludwig	Member	1/1/2016 - 12/31/19
<b>Central Office Leadership Team</b>		<b>Position</b>
Mr. Cameron M. Ryba	Superintendent	
Mr. George K. Anagnostou	Treasurer	
Mrs. Jennifer Pelko	Assistant Superintendent	
Mr. Mark Donnelly	Business Manager	
Dr. Erin Green	Director of Curriculum and Instruction	
Mr. Andy Trujillo	Director of Special Education	
Ms. Vicki A. Turner	Director of Instructional Technology	
<b>Building Principals</b>	<b>School Building</b>	
Mr. Greg Pollock	Chapman Elementary	
Mr. Adam Marino	Kinsner Elementary	
Mrs. Justina Peters	Muraski Elementary	
Dr. Denise Abboud	Strongsville Early Learning Preschool	
Mr. Mark E. Smithberger	Strongsville High School	
Mr. Steve Deitrick	Strongsville Middle School	
Dr. Sally Raso	Surrarer Elementary	
Mr. Glen L. Stacho	Whitney Elementary	

**Strongsville City School District**  
**Introductory Section**  
**Fiscal Year 2016-2017 Budget Document**

---

## **Mission and Goals**

The Board of Education has adopted the Strongsville City Schools 2020 Strategic Plan for 2016-2017 School Year.

***Destination 2020*** – Strongsville City Schools will be a district of excellence and innovation that embodies the educational priorities of our students and community and is built on the foundation of academic emphasis, collective trust, and shared accountability. Through our collective efforts as a School District, Strongsville City School will rank in the top 10% of all school districts in Ohio by June 2020.

***Mission*** – Strongsville City Schools in partnership with the community, will ensure all students reach their fullest potential through challenging curriculum and activities, provided by a highly qualified, motivated staff, in a safe, supportive environment with up-to-date facilities and technology.

***Core Beliefs*** – We believe in:

- Shared leadership and collaborative problem-solving.
- Data-based decisions and evidence-based practices.
- An approach to teaching and learning that is engaging, exciting and fun for all students.
- All students accessing innovating, high quality instruction in all classrooms.
- Meeting the individualized learning needs of our students.
- The ability of all students to grow and achieve.

Excellent school districts focus improvement efforts on a limited number of goals. While goals may remain constant year to year, objectives will be developed annually that align to district goals established by the Board of Education, Superintendent and Treasurer. Objectives will be developed based on school data, survey results, focus group meetings, and urgent needs. Each objective has correlated action steps and evaluation criteria. Strongsville City Schools' district goals and objectives for the 2016-17 school year are:

### **Academic Achievement and Growth**

Engage learners in rigorous curriculum and quality instruction that will maximize the achievement and growth across all academic areas and enable all students to graduate from high school prepared for success in college and career.

- 1) Ensure students are college and career ready after four years of high school.
- 2) Integrate the use of technology to support instructional practices and student learning.
- 3) Expand professional learning opportunities that align with district goals and meet individual learning needs.
- 4) Oversee the implementation of the Strongsville City Schools Instructional Innovation Plan.

### **Financial Prudence**

Ensure sound financial management practices while maintaining high-quality educational experiences for all students through the alignment of district resources to district initiatives and investments.

- 5) Develop and maintain organizational structures that support district-wide efficiency and effectiveness.
- 6) Develop a comprehensive capital improvement and maintenance plan that prioritizes initiatives with associated costs per building.
- 7) Maintain financial management practices and a culture of budget consciousness that ensure focused spending.

**Strongsville City School District  
Introductory Section  
Fiscal Year 2016-2017 Budget Document**

---

- 8) Develop and implement a renewal levy campaign for November 2016.

**Community Engagement**

Actively partner and communicate with our parents and residents to strengthen school-community bonds.

- 9) Expand and enrich the active partnerships between the district and the residents, businesses, community, and civic/youth organizations.
- 10) Engage Strongsville Alumni to create and support active partnerships for the betterment of our district.
- 11) Engage and support the use of multiple methods of communication among and between parents, students, staff, and community.
- 12) Implement a customer service training program.

**What's New for 2016-2017:**

A lot has changed since the end of last school year and heading into the upcoming school year. Below is a list of what's new for 2016-2017 by School District goal.

- ***Academic Achievement and Growth***
  - *New SMS Courses:*
    - ✓ Honors Courses at 6<sup>th</sup> grade and updated entrance requirements in grades 6-8 (ELA, Math Science, Social Studies).
    - ✓ Robotics and Medical Detectives
    - ✓ Principles in Food
    - ✓ Career Connections
  - *New SHS Courses*
    - ✓ Air Force JROTC (\$165,000 District investment)
    - ✓ Principles in Food
    - ✓ Career Connections
    - ✓ Offer 24 AP Courses
  - *Textbook Adoptions (\$500,000 District investment)*
    - ✓ Social Studies Adoption K-12
    - ✓ Music Adoption PK-5/Secondary
    - ✓ German Adoption
    - ✓ AP Art History
    - ✓ AP Environmental Science
  - *Technology Integration (\$700,000 District investment)*
    - ✓ 1:1 Chromebook Initiative
    - ✓ Strongsville Academy (\$200,000 repurposing from Ohio Online Program)
    - ✓ Interactive Projector Project
    - ✓ Instructional Technology Coaches
    - ✓ Student Production Studios.
- ***Community Engagement***
  - *Implementation of Comprehensive Communications Plan:*
    - ✓ Six (6) "Community Conversations" throughout the City.
    - ✓ Homeowners Association Meeting Visits.
    - ✓ Establishing a Student Advisory Committee, Community Advisory Committee, and a Curriculum Advisory Committee.

**Strongsville City School District  
Introductory Section  
Fiscal Year 2016-2017 Budget Document**

---

- ✓ Initiating two community-wide mailings to Strongsville residents (Quality Profile, Annual Report).
  - ✓ State of the Schools presentation from Strongsville Community.
  - ✓ Alumni Outreach campaign.
  - ✓ Volunteer plans developed and implemented at all levels.
  - ✓ SPOT committee to focus on school-community partnership projects.
  - ✓ Student-based video development and cable broadcasting.
- **Financial Prudence**
    - *Organizational Efficiency Efforts:*
      - ✓ Student fee collection procedures implemented.
      - ✓ Transition to Chartwells for food service operations. (Eliminate general fund annual subsidy of \$100,000 - \$200,000 from current operations)
      - ✓ Creation of Budget Book to increase financial transparency.
      - ✓ Opening of New SMS, renovation of nearing completion at SHS (\$73 million multi-year community investment).
      - ✓ New turf fields at SHS and SMS (\$1.8 million multi-year community investment).

**Summary of Revenue/Expenditures for All Funds**

The following revenue and expenditure estimates comprised the 2016-2017 annual budget.

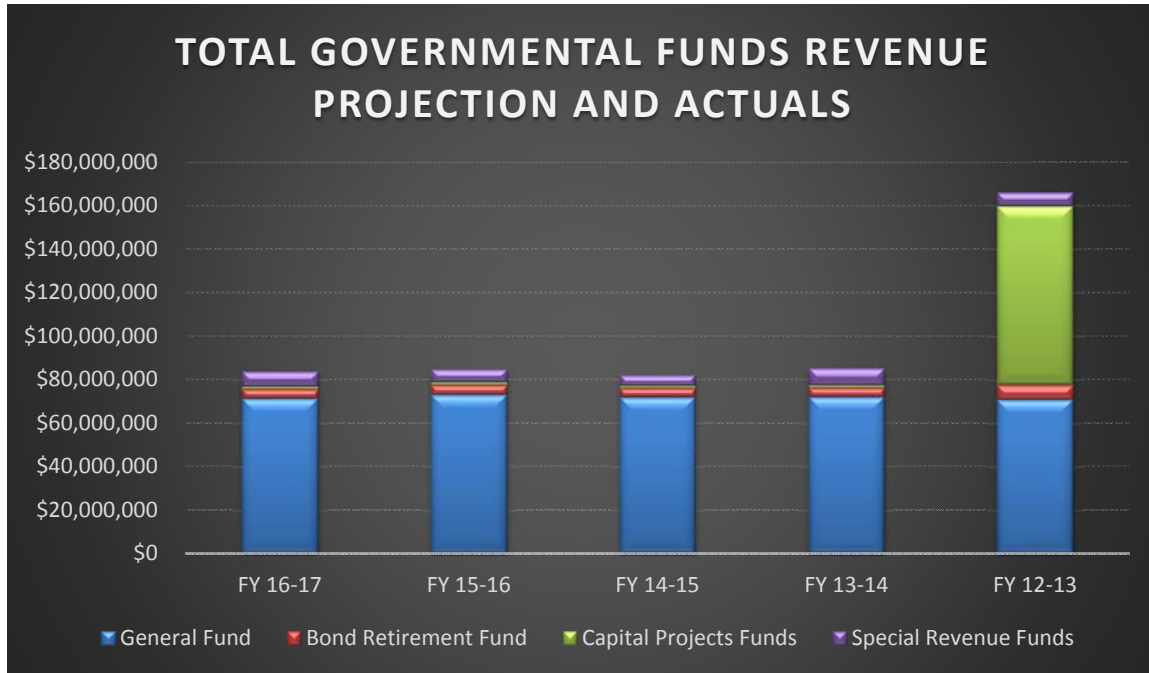
**General Fund** – The general fund is used to account for all financial resources, except those required to be accounted for in another fund. The general fund is available to the School District for any purpose provided it is expended or transferred according to the general laws of Ohio.

**Bond Retirement Fund** – The Bond Retirement fund is used to account for the accumulation of resources that are restricted, committed or assigned to expenditure for capital outlays, including the acquisition or construction of capital facilities and other capital assets.

**Capital Project Funds** – Capital projects funds are used to account for and report financial resources that are restricted, committed, or assigned to expenditure for capital outlays, including the acquisition or construction of capital facilities and other capital assets.

**Special Revenue Funds** – Special revenue funds are used to account for and report the proceeds of specific revenue sources that are restricted or committed to expenditure for specified purposes other than debt service for capital projects

**Strongsville City School District  
Introductory Section  
Fiscal Year 2016-2017 Budget Document**

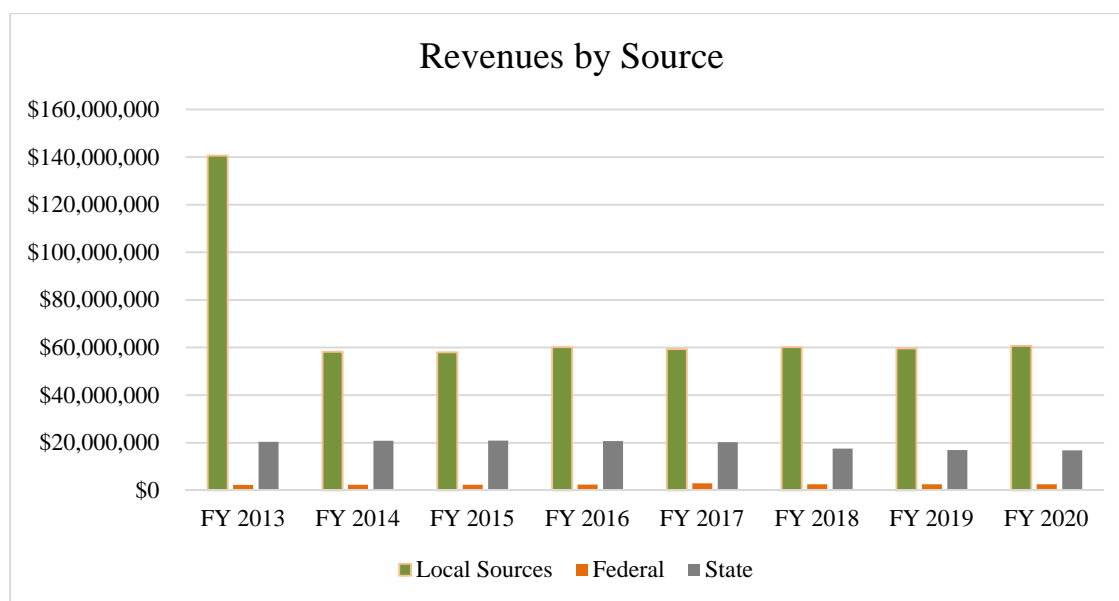


TOTAL GOVERNMENTAL FUNDS REVENUE BY SOURCE CURRENT YEAR TO PRIOR YEAR COMPARISON				
	FY 17 Projection	FY 16 Actuals	Increase / (Decrease)	Percent Change
All Governmental Funds				
General Fund	\$71,451,528	\$72,882,558	(\$1,431,030)	-1.96%
Bond Retirement Funds	4,198,061	4,291,181	(93,120)	-2.17%
Capital Projects Funds	1,303,270	1,346,497	(43,227)	-3.21%
Special Revenue Funds	6,989,283	6,005,112	984,171	16.39%
<b>Total Revenues</b>	<b>\$83,942,142</b>	<b>\$84,525,348</b>	<b>(\$583,206)</b>	<b>-0.69%</b>



**Strongsville City School District  
Introductory Section  
Fiscal Year 2016-2017 Budget Document**

Description	Fiscal Year 2013 Actual	Fiscal Year 2014 Actual	Fiscal Year 2015 Actual	Fiscal Year 2016 Actual	Fiscal Year 2017 Budget	Fiscal Year 2018 Projection	Fiscal Year 2019 Projection	Fiscal Year 2020 Projection
<b>Revenues:</b>								
<b>From Local Sources:</b>								
Taxes	\$52,051,728	\$53,890,289	\$52,019,550	\$54,603,595	\$53,658,142	\$54,415,175	\$53,919,121	\$54,970,506
Tuition	246,381	340,738	598,946	638,804	605,500	605,500	605,500	605,500
Classroom Materials and Fees	311,428	51,740	134,671	34,467	116,000	116,000	116,000	116,000
Earnings on Investments	23,557	97,236	109,454	216,918	31,504	25,372	25,372	25,372
Food Services	949,741	913,481	933,528	980,482	1,131,000	1,200,000	1,200,000	1,200,000
Extracurricular	560,567	458,174	612,556	585,919	802,751	802,750	802,750	802,750
Other Local Revenues	86,434,656	2,465,968	3,636,520	3,086,249	3,010,149	2,991,484	2,980,795	2,957,582
<b>Intergovernmental - Federal</b>	2,293,660	2,369,965	2,394,003	2,448,887	2,966,399	2,578,016	2,578,016	2,578,016
<b>Intergovernmental - State</b>	20,401,180	20,881,179	20,940,567	20,700,996	20,258,774	17,568,055	16,966,382	16,823,817
<b>From Other Sources</b>	2,674,950	3,684,400	528,441	1,229,031	1,361,923	1,228,845	1,126,469	1,011,543
<b>Total Revenues</b>	<b>165,947,848</b>	<b>85,153,170</b>	<b>81,908,236</b>	<b>84,525,348</b>	<b>83,942,142</b>	<b>81,531,197</b>	<b>80,320,405</b>	<b>81,091,086</b>



**Significant Governmental Revenue Changes and Assumptions**

**Local Sources:**

As indicated by the graphs, the District's revenues from local sources has remained consistent from year to year with the exception of fiscal year 2013, when the proceeds from the sale of bonds were issued.

The largest component of revenue is property taxes which make up 91% of the local resources and 65% of all revenues. From fiscal year 2016 to fiscal year 2017 there is a slight decrease in the local taxes revenue, which is a result of a timing issue. Property taxes are collected based on a calendar year, whereas the District's fiscal year crosses over two calendar years. In fiscal year 2016, the District saw an increase in collections which was primarily due that in calendar year 2015, the higher collection split of the total tax bill was paid in the second half of the calendar year (FY 16) and for calendar year 2016 the higher split of the total tax bill was collected in the first half of the calendar

**Strongsville City School District**  
**Introductory Section**  
**Fiscal Year 2016-2017 Budget Document**

---

year (FY 16). For the second half calendar year 2016 (FY 17) the School District is anticipating a lower collection split.

The District does have one operating renewal levy within the School District's levies issued. The renewal levy is a 5 year 6.0 mil levy that is currently set to expire at the end of tax year 2017. The Board of Education authorized the School District to place the renewal levy on the November 8, 2016 ballot for renewal consideration, which is the earliest time the School District can be on the ballot. The revenue from the renewal levy is included within the projections.

Tuition revenue has increased from fiscal year 2013 to fiscal year 2017 which is due to the School District implementing a tuition based full day kindergarten program. The School District offers a free half-day option and a tuition based full-day program for families with kindergarten aged students. The tuition for full-day kindergarten covers the expenses related to the second half of the day.

Food service revenues are anticipated to increase beginning in fiscal year 2017. The School District has entered into a partnership with Chartwells Dining Services to manage the food service program. It is anticipated that revenues will likely increase through this partnership and expanded food choices that will be implemented.

***Federal Sources:***

The Federal sources revenue category is primarily made up of the School District's federal grants as well as the School District's meal reimbursements from the food service program. The largest grant within the federal sources is the IDEA, Part-B special education grant which makes up about 44% of this category. Other Federal grants that the School District receives are Title-I, Disadvantaged Youth, Title III Limited English Proficiency, and Title II-A Improving Teacher Quality. The Federal revenue sources have remained consistent from year to year.

***State Sources:***

Revenues from State sources make up 25% of the School District's overall revenue which is the second largest revenue source after property taxes. State sources are made up of property tax allocations from the State of Ohio in the amount of \$10.3 million and \$10.0 million from State Foundation funding.

In the spring of 2015, the State of Ohio approved their 2016-2017 biennial budget which became law on July 1, 2015. Under the new biennial budget, the State reimbursement for Tangible Personnel Property Tax (TPP) which is included in the property tax allocations will be phased out beginning in fiscal year 2017. The District will experience a decrease in TPP funding of \$500,000 in fiscal year 2017, and a decrease of \$3,100,000 in fiscal year 2018 and beyond, for a total annual loss of TPP funding in the amount \$3,600,000.

**Strongsville City School District  
Introductory Section  
Fiscal Year 2016-2017 Budget Document**

<b>TOTAL PROPRIETARY FUNDS REVENUE BY SOURCE CURRENT YEAR TO PRIOR YEAR COMPARISON</b>				
<b>All Proprietary Funds</b>	<b>FY 17 Projection</b>	<b>FY 16 Actuals</b>	<b>Increase / (Decrease)</b>	<b>Percent Change</b>
Enterprise Funds	\$437,261	\$316,175	\$121,086	38.30%
Internal Service	10,700,996	10,127,604	573,392	5.66%
<b>Total Revenues</b>	<b>\$11,138,257</b>	<b>\$10,443,779</b>	<b>\$694,478</b>	<b>6.65%</b>

**Significant Proprietary Funds Revenue Changes and Assumptions**

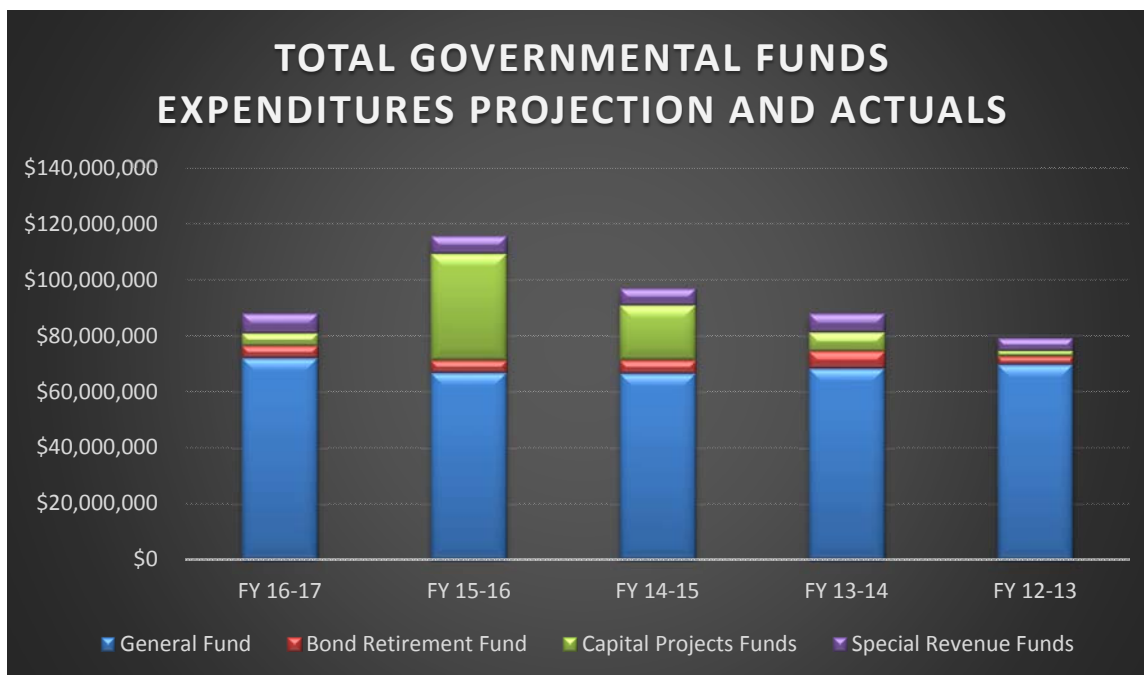
The largest revenue source within the internal service fund is the employee benefits self-insurance fund. The School District is anticipating a 10% increase in the cost of health care claims which will cause the premiums to increase accordingly. The premiums are based on a calendar year and not a fiscal year which why a 5% is represented.

<b>TOTAL FIDUCIARY FUNDS REVENUE BY SOURCE CURRENT YEAR TO PRIOR YEAR COMPARISON</b>				
<b>All Proprietary Funds</b>	<b>FY 17 Projection</b>	<b>FY 16 Actuals</b>	<b>Increase / (Decrease)</b>	<b>Percent Change</b>
Agency Funds	\$270,238	\$148,313	\$121,925	82.21%
<b>Total Revenues</b>	<b>\$270,238</b>	<b>\$148,313</b>	<b>\$121,925</b>	<b>82.21%</b>

**Significant Fiduciary Funds Revenue Changes and Assumptions**

The largest fund within the agency funds is the student managed student activity funds. The primary reason for the increase is that the advisors believe the student activity clubs will be more active within their fundraising for the upcoming school year.

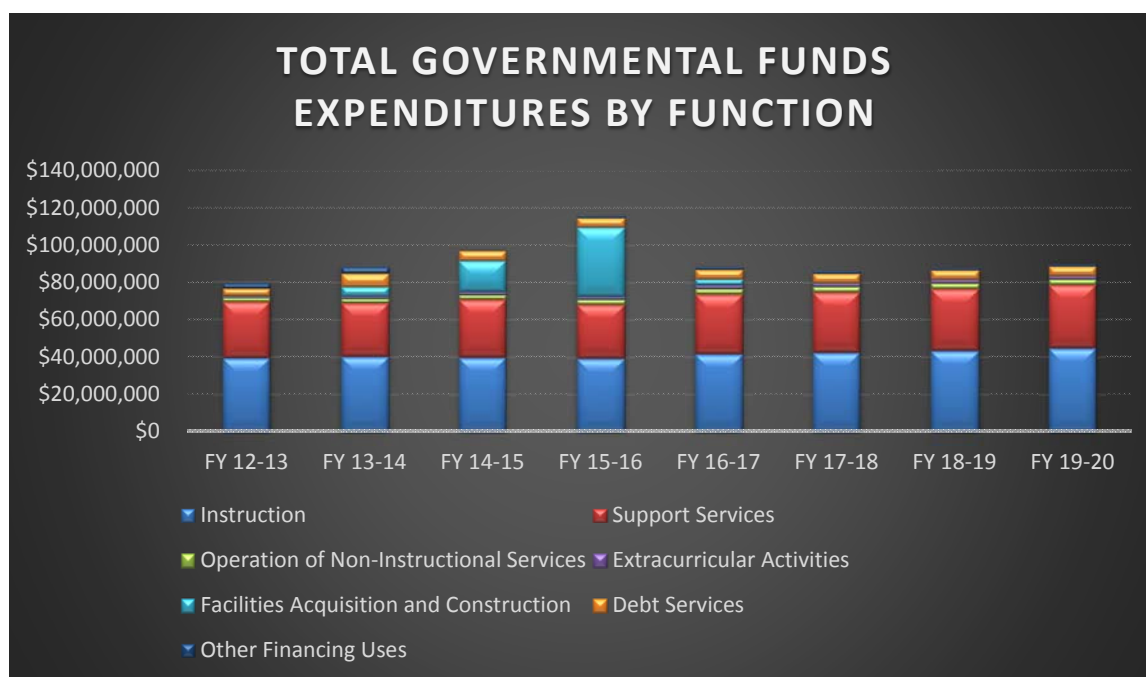
**Strongsville City School District  
Introductory Section  
Fiscal Year 2016-2017 Budget Document**



TOTAL GOVERNMENTAL FUNDS EXPENDITURES BY SOURCE CURRENT YEAR TO PRIOR YEAR COMPARISON				
	FY 17 Projection	FY 16 Actuals	Increase / (Decrease)	Percent Change
All Governmental Funds				
General Fund	\$72,154,895	\$66,873,019	\$5,281,876	7.90%
Bond Retirement Funds	4,360,363	4,354,104	6,259	0.14%
Capital Projects Funds	4,505,591	38,169,452	(33,663,861)	-88.20%
Special Revenue Funds	7,133,825	6,338,777	795,048	12.54%
<b>Total Revenues</b>	<b>\$88,154,674</b>	<b>\$115,735,352</b>	<b>(\$27,580,678)</b>	<b>-23.83%</b>

**Strongsville City School District  
Introductory Section  
Fiscal Year 2016-2017 Budget Document**

Description	Fiscal Year 2013 Actual	Fiscal Year 2014 Actual	Fiscal Year 2015 Actual	Fiscal Year 2016 Actual	Fiscal Year 2017 Budget	Fiscal Year 2018 Projection	Fiscal Year 2019 Projection	Fiscal Year 2020 Projection
<b>Expenditures: By Object</b>								
Salaries	\$38,073,524	\$42,176,299	\$42,414,740	\$42,117,859	\$43,214,049	\$44,032,118	\$44,661,936	\$45,345,166
Fringe Benefits	19,339,709	17,831,652	17,589,993	17,042,420	17,869,730	18,502,589	19,407,509	20,691,307
Purchase Services	9,166,950	11,869,140	25,872,021	44,935,869	12,712,966	10,352,768	10,498,384	10,574,284
Materials and Supplies	2,157,739	2,460,780	2,748,203	2,533,163	2,926,563	2,848,378	2,840,752	2,837,848
Capital Outlay	2,090,065	1,631,313	1,175,256	1,328,904	3,109,069	2,127,658	2,083,071	1,943,763
Other Objects	5,544,870	8,701,388	6,945,736	6,655,674	6,869,258	6,838,779	6,844,908	6,856,592
Other Financing Uses	2,697,898	3,446,927	332,630	1,121,463	1,453,039	1,326,845	1,224,469	1,109,543
<b>Total Expenditures</b>	<b>79,070,755</b>	<b>88,117,499</b>	<b>97,078,579</b>	<b>115,735,352</b>	<b>88,154,674</b>	<b>86,029,135</b>	<b>87,561,029</b>	<b>89,358,503</b>



**Significant Governmental Expenditures Changes and Assumptions**

**Salaries:**

Salaries make up the largest object category of all the School District' governmental expenditures of about 50%. As indicated by the graphs above, overall salaries have remained consistent throughout the years but a slight increase is anticipated due to negotiated agreements and salary schedule movement. Over the past several years, the School District was able to offset the cost of salary increases through building consolidations and reduction of positions through attrition. Since 2009, the School District has 212 less positions compared to fiscal year 2017, which is a 23% decline that is keeping pace with the District's declining enrollment. During fiscal year 2016, the School District reduced 24 position with the closure of Zellers Elementary and 26 positions in fiscal year 2017 with the closure of Drake Elementary and the consolidation of Albion and Center Middle Schools. If enrollment decline continues, the School District projects to reduce 5 positions in fiscal year 2018 and

**Strongsville City School District**  
**Introductory Section**  
**Fiscal Year 2016-2017 Budget Document**

---

9 positions in 2019.

***Fringe Benefits:***

During fiscal year 2014, the School District switched to a fully insured health care plan. Since the switch, the School District has saved \$2.8 million through fiscal year 2016 by being on a self-funded plan compared to a fully insured plan. Within the projections, an annual increase of 10% in healthcare cost is forecasted. Although the School District has experienced an increase of less than 10% annually, a 10% increase is forecasted due to the unexpected nature of healthcare cost and the projected increase is in line with industry standards. Over the past several years, the district has been able to offset rising healthcare costs with the reduction of positions.

***Purchase Services and Materials & Supplies:***

As indicated on the graphs above, the purchase services object has experienced the largest fluctuations year over year. This is primarily due to the cost of the construction that is accounted for in the building fund. When focusing just on the general fund, the largest expenditures for purchase services are for tuition based expenditures for special education services, community schools, scholarships, and post-secondary options (College Credit Plus). Tuition based expenditures are expected to increase by 28% in fiscal year 2017 compared to fiscal year 2016; these expenses have increased by 50% compared to fiscal year 2013.

***Other Objects:***

Other objects are primarily comprised of debt payments and county auditor fees for the collection of property taxes.

TOTAL PROPRIETARY FUNDS EXPENDITURES BY SOURCE				
CURRENT YEAR TO PRIOR YEAR COMPARISON				
All Proprietary Funds	FY 17 Projection	FY 16 Actuals	Increase / (Decrease)	Percent Change
Enterprise Funds	\$436,786	\$292,293	\$144,493	49.43%
Internal Service	10,215,028	9,594,441	620,587	6.47%
<b>Total Expenditures</b>	<b>\$10,651,814</b>	<b>\$9,886,734</b>	<b>\$765,080</b>	<b>7.74%</b>

**Significant Proprietary Funds Expenditure Changes and Assumptions**

The largest expenditure within the internal service fund is the employee benefits self-insurance fund. The School District is anticipating a 10% increase in the cost of health care claims. The claims are based on a calendar year and not a fiscal year which is why a 6% is represented.

**Strongsville City School District  
Introductory Section  
Fiscal Year 2016-2017 Budget Document**

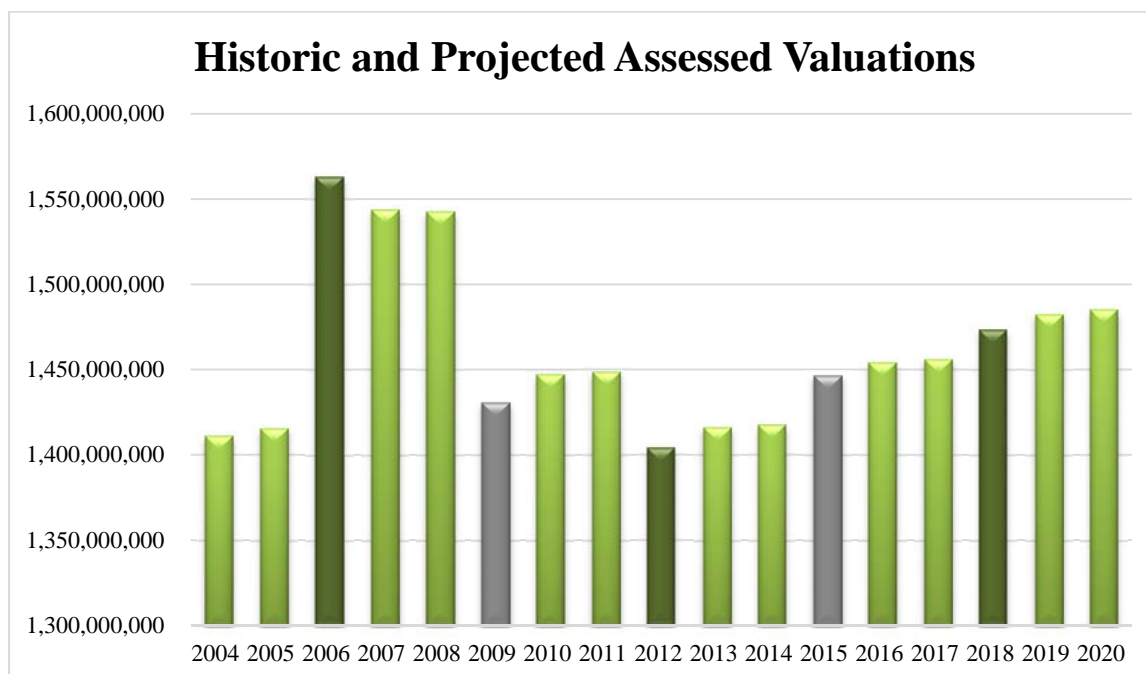
TOTAL FIDUCIARY FUNDS EXPENDITURE BY SOURCE CURRENT YEAR TO PRIOR YEAR COMPARISON				
All Proprietary Funds	FY 17 Projection	FY 16 Actuals	Increase / (Decrease)	Percent Change
Agency Funds	\$390,063	\$159,450	\$230,613	144.63%
<b>Total Expenditures</b>	<b>\$390,063</b>	<b>\$159,450</b>	<b>\$230,613</b>	<b>144.63%</b>

**Significant Fiduciary Funds Expenditure Changes and Assumptions**

The largest fund within the agency funds is the student managed student activity funds. The primary reason for the increase is that the advisors believe the student activity clubs will be more active within their fundraising for the upcoming school year.

**Property Tax Base and Rate Trends**

The taxable value of property is also referred to the assessed valuation of property. This value is derived by taking the 35% of the market value of the property. The market value of a piece of property is set by the County Auditor and is only adjusted every three years during the County Re-appraisal (occurs once every six years) or Triennial Update (occurs once every six years, three years after re-appraisal).



**Tax Years:** 2004-2015 Actuals; 2016-2020 Projected

**Re-appraisal years:** 2006, 2012, 2018

**Triennial update years:** 2009, 2015

**Strongsville City School District  
Introductory Section  
Fiscal Year 2016-2017 Budget Document**

**Property Tax Rates:**

With the exception of the passage of new levies, the only changes made to the tax rates annually are a result of House Bill 920, which adjusts millage rates to only generate the level of income that was established when the property tax levy was passed. As valuations continue to increase, the County Auditor's office has had to decrease the millage rate to bring in the same level of revenue as the previous year.

Total Rates and Effective Tax Rates											
Tax Year	Total Millage	Total Operating	Total PI Fund	Total Class I Res. Rate	Total Class II Comm. Rate	General Fund Inside Millage Rate	Bond Rate	Total Class I Res. Operating Rate	Total Class II Comm. Operating Rate	Total Class I Res. PI Fund Rate	Total Class II Res. PI Fund Rate
2015	81.78	77.78	1.00	41.05	45.36	5.60	3.00	31.62	35.99	0.83	0.77
2014	81.78	77.78	1.00	41.92	44.06	5.60	3.00	32.47	34.73	0.85	0.73
2013	81.68	77.78	1.00	41.85	43.17	5.60	2.90	32.50	33.96	0.85	0.71
2012	81.68	77.78	1.00	41.84	43.16	5.60	2.90	32.50	33.94	0.85	0.71
2011	80.98	77.78	1.00	40.08	41.19	5.60	2.20	31.46	32.71	0.82	0.68

**Calculation of Property Tax Rates** - In Ohio, a school district's property tax rate is computed in mills. One property mill is equal to 1/1000 of a dollar, and therefore a property owner pays \$1.00 for every \$1,000 of their property's taxable value. For levies passed prior to July, 1 2013, homeowners get a 10% credit on residential property and an additional 2.5% credit for an owner occupied home. The following calculations are examples of school district only related property taxes for an owner-occupied property with a market value of \$100,000 for tax years 2010 through 2015.

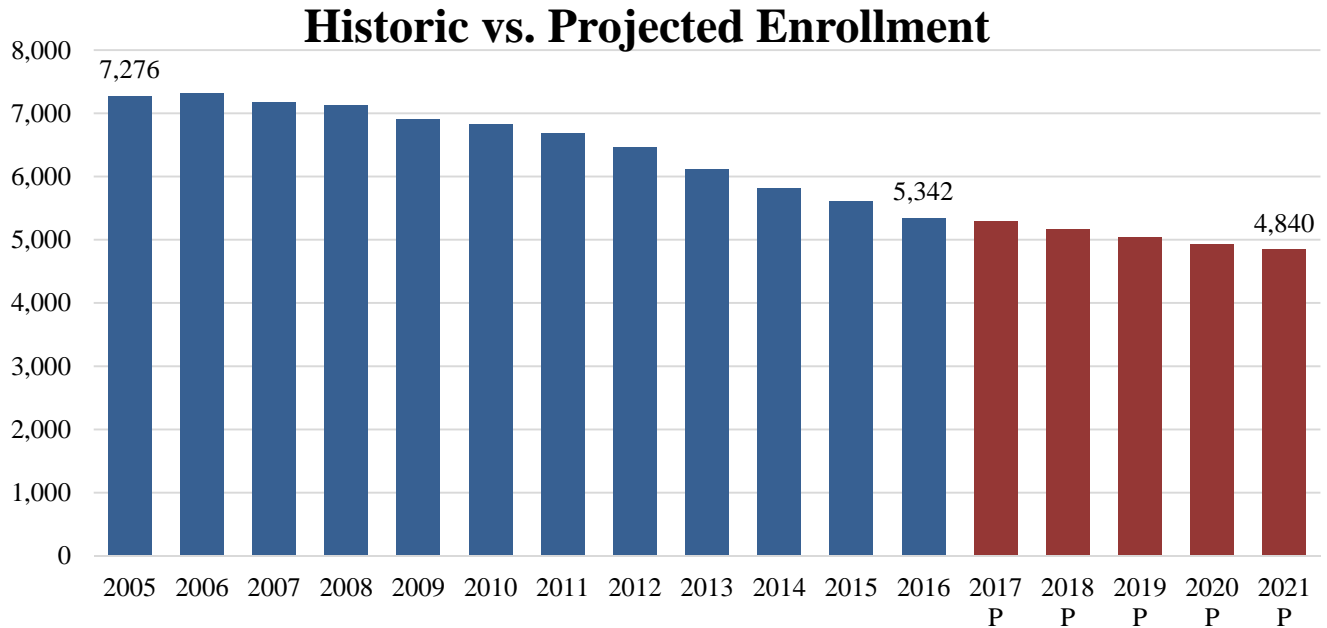
**Student Enrollment Trends:**

The School District projects future student enrollment by studying several factors:

- 2010 census data for children residing within the boundaries of the School District
- Live birth data
- Historic enrollment to census ratio
- Student retention rates as they move grade level to grade level
- Incoming kindergarten class size



**Strongsville City School District  
Introductory Section  
Fiscal Year 2016-2017 Budget Document**



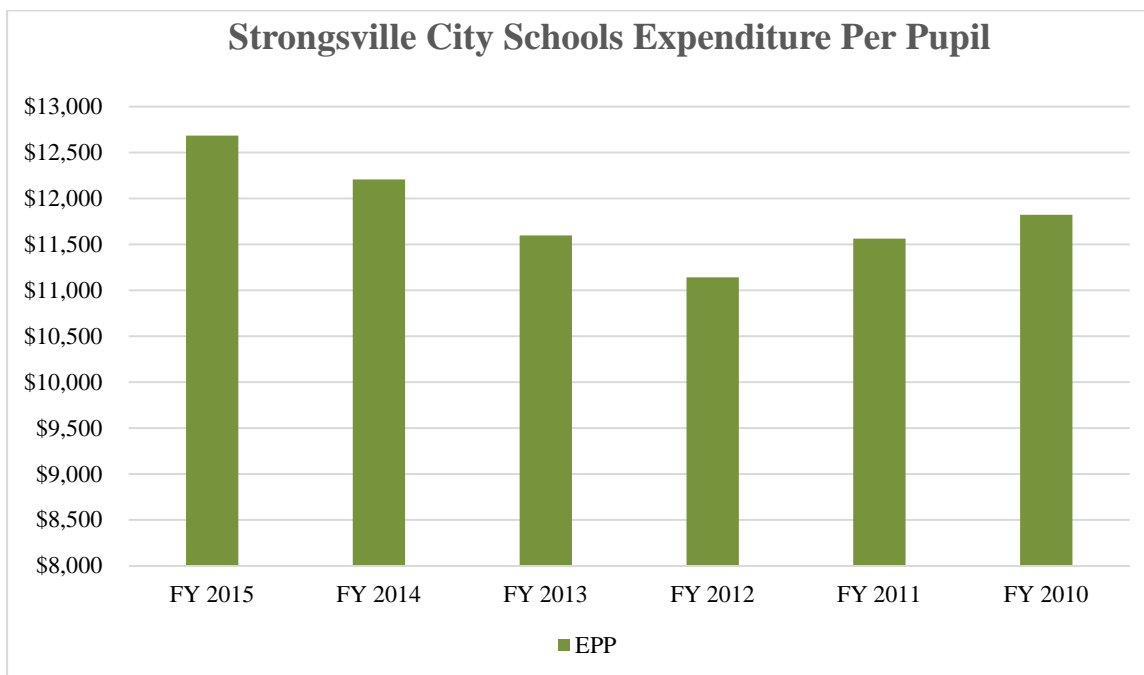
Since 2005 the School District has experienced a decline student enrollment which is mainly attributable to a decline of student aged children residing within City of Strongsville. In order to remain efficient and financially prudent, the School District has made the following decisions:

- FY 2010 - Closed Allen Elementary.
- FY 2015 - Closed Zellers Elementary
- FY 2016 – Closed Drake Elementary, Albion Middle School, and Center Middle School.
- FY 2017 – Opened Strongsville Middle School (grades 6-8), moved grade 6 from the elementary schools into Strongsville Middle School.

**Future Years** – The most recent census data shows that the number of children living within the City of Strongsville has declined by 9.98% between the 2000 and 2010 census data. Between 2005 and 2016, the School District’s enrollment has seen a decline of 26.5%. As indicated on the graphs below, the decline has begun to subdue and based on projections, there is growth within each of the projected kindergarten classes.

STUDENT ENROLLMENT TRENDS BY FISCAL YEAR																	
	ACTUAL												PROJECTED				
	2005	2006	2007	2008	2009	2010	2011	2012	2013	2014	2015	2016	2017	2018	2019	2020	2021
TOTAL	7,276	7,312	7,168	7,118	6,902	6,824	6,676	6,458	6,111	5,810	5,606	5,342	5,293	5,159	5,041	4,921	4,840
Average Change	0.5%	-2.0%	-0.7%	-3.0%	-1.1%	-2.2%	-3.3%	-5.4%	-4.9%	-3.5%	-4.7%	-0.9%	-2.5%	-2.3%	-2.4%	-1.6%	

**Strongsville City School District  
Introductory Section  
Fiscal Year 2016-2017 Budget Document**



SURROUNDING DISTRICT'S HISTORIC EXPENDITURE PER PUPIL COMPARISON						
School District	FY 2015	FY 2014	FY 2013	FY 2012	FY 2011	FY 2010
North Olmsted CSD	\$14,676	\$14,519	\$13,483	\$13,697	\$13,016	\$12,662
Westlake CSD	\$13,272	\$14,041	\$13,267	\$13,293	\$13,248	\$12,880
<b>Strongsville CSD</b>	<b>\$12,684</b>	<b>\$12,208</b>	<b>\$11,597</b>	<b>\$11,141</b>	<b>\$11,563</b>	<b>\$11,823</b>
Rocky River CSD	\$12,520	\$13,370	\$13,413	\$12,754	\$12,951	\$12,649
Brecksville-Broadview Heights CSD	\$11,937	\$12,460	\$11,664	\$11,636	\$11,664	\$11,871
Berea CSD	\$11,825	\$12,551	\$12,956	\$12,056	\$12,786	\$12,029
Olmsted Falls CSD	\$11,337	\$10,966	\$10,420	\$9,733	\$10,102	\$9,649
North Royalton CSD	\$11,025	\$10,785	\$10,608	\$10,539	\$10,606	\$10,679
Medina CSD	\$10,551	\$10,489	\$9,625	\$9,707	\$9,868	\$10,856
Brunswick CSD	\$9,195	\$9,846	\$9,159	\$9,517	\$9,660	\$9,095

**Strongsville City School District  
Introductory Section  
Fiscal Year 2016-2017 Budget Document**

**Personnel Trends:**

Due to the decline of enrollment and building consolidation and closures the School District has been able to reduce the number of positions over the past several years. Since 2009, the School District has 212 less positions compared to fiscal year 2017, which is a 23% decline that is keeping pace with the School District's declining enrollment. During fiscal year 2016, the School District reduced 24 positions with the closure of Zellers Elementary and 26 positions in fiscal year 2017 with the closure of Drake Elementary and the consolidation of Albion and Center Middle Schools. If enrollment decline continues, the School District projects to reduce 5 positions in fiscal year 2018 and 9 positions in 2019.

STAFFING TRENDS BY JOB CLASSIFICATION						
School District	FY 2015	FY 2016	FY 2017	FY 2018	FY 2019	FY 2020
Teachers	351.50	339.90	335.30	330.30	321.30	321.30
Aides	116.00	111.00	100.00	100.00	100.00	100.00
Administrative	31.00	30.00	26.00	26.00	26.00	26.00
Clerical	48.00	46.40	42.00	42.00	42.00	42.00
Custodial / Maintenance	57.00	55.00	54.00	54.00	54.00	54.00
Transportation	76.00	74.00	74.00	74.00	74.00	74.00
All Other	72.64	71.64	70.64	70.64	70.64	70.64
<b>TOTAL</b>	<b>752.14</b>	<b>727.94</b>	<b>701.94</b>	<b>696.94</b>	<b>687.94</b>	<b>687.94</b>

**Changes in Debt:**

The School District has issued/refunded the following debt over the past years:

- June 29, 2005, the school district entered into a lease purchase agreement and issued certificates of participation in the amount of \$4,525,000 for the expansion and improvement of Muraski Elementary. On April 28, 2015 \$3,940,000 of the certificates of participation were refunded. Repayment for this debt are included in the permanent improvement fund.
- August 25, 2005, the school district issued \$1,675,000 various purpose bonds. These bonds were issued for the Preschool facility improvement and acquiring school buses. The portion representing the school buses was completely paid during fiscal year 2016. Repayments for this debt are included in the general fund.
- April 25, 2006, the school district issued \$895,000 H.B. 264 energy conservation bonds. These bonds were issued for energy conservation improvements. Repayments for this debt is included in the general fund.
- August 8, 2008, the school district issued \$3,645,000 H.B. 264 energy conservation bonds. These bonds were issued for energy conservation improvements. Repayments for this debt is included in the general fund.
- February 7, 2013, the school district issued \$81,000,000 school improvement bonds. These bonds were issued with the primary focus of consolidating Albion and Center Middle Schools into Strongsville Middle School, renovations of Strongsville High School, and repairs to the elementary schools across the district

**Strongsville City School District**  
**Introductory Section**  
**Fiscal Year 2016-2017 Budget Document**

---

**Summary**

This budget is developed with the best and most recent information available to School District officials. Anticipated expenditures and revenue are estimated projections based on this information.

The information included in the budget document is structured to meet the requirements of the Meritorious Budget Award established by the Association of School Business Officials (ASBO). The Meritorious Budget Award is the highest form of recognition in budget for school districts. Its attainment represents a significant accomplishment by a school entity and its management. To receive this award, school districts must publish a budget document that meets the criteria as a policy document, an operations guide, a financial plan and as a communications medium.

We are hopeful that this document will provide the financial information to align the School District's resources to the strategic plan and goals and provide the financial roadmap on how those goals will be achieved moving forward.

Respectfully submitted,



Cameron M. Ryba  
Superintendent of School



George K. Anagnostou  
Treasurer/CFO

# ORGANIZATIONAL SECTION



**Strongsville City School District**  
**Organizational Section**  
**Fiscal Year 2016-2017 Budget Document**

---

**Description of the School District and Reporting Entity**

The Strongsville City School District (the School District) was established for the purpose of exercising the rights and privileges conveyed to it by the constitution and laws of the State of Ohio. The School District is a city school district as defined by Section 3311.03 of the Ohio Revised Code. The School District operates under an elected Board of Education consisting of five members and is responsible for providing public education to residents to the School District.

The reporting entity is composed of the primary government, component units and other organizations that are included to ensure that the financial statements of the School District are not misleading. The primary government consists of all funds, departments, boards and agencies that are not legally separate from the School District. For the School District, this includes general operations, food service, and related activities of the School District.

Within the School District boundaries, there are various nonpublic schools. Current legislation provides funding to these nonpublic schools. These monies are received and disbursed by the School District on behalf of the nonpublic schools by the Treasurer of the School District, as directed by the nonpublic schools. These transactions are reported as a governmental activity of the School District.

Component units are legally separate organizations for which the School District is financially accountable. The School District is financially accountable for an organization if the School District appoints a voting majority of the organizations' governing board and, 1) the School District is able to significantly influence the programs or services performed or provided by the organization; or 2) the School District is legally entitled to or can otherwise assumed the responsibility to finance the deficits of or provide financial support to the organization; or the School District is obligated for the debt of the organization. Component units may also include organizations that are fiscally dependent on the School District in that the School District approves the budget, the issuance of debt, or the levying of taxes. The School District has no component units.

The School District is associated with the Tri-Rivers Educational Computer Association, the Polaris Career Center, the Strongsville Education Foundation, and the Ohio Council Association which are considered to be jointly governed organizations. The School also participates in a public risk pool managed by the Ohio School Boards Association Workers' Compensation Group Rating Program.

The School District uses funds to maintain its financial records during the fiscal year. Fund accounting is designed to demonstrate legal compliance and to aid management by segregating transactions related to certain School District functions or activities. A fund is defined as a fiscal and accounting entity with a self-balancing set of accounts. The various funds of the School District are grouped into the categories governmental, proprietary, and fiduciary.

**Governmental Funds**

Governmental funds are those through which most governmental functions typically are financed. Governmental funds focus on the sources, uses, and balances of current financial resources. Expendable assets and deferred outflows of resources are assigned to the various governmental funds according to the purposes for which they may or must be used. Current liabilities and deferred inflows of resources are assigned to the fund from which they will be paid. The difference between governmental fund assets and liabilities is reported as fund balance.

**Strongsville City School District**  
**Organizational Section**  
**Fiscal Year 2016-2017 Budget Document**

---

The following are the School District's major governmental funds:

- **General Fund** – the general fund is the operating fund of the school district and is used to account for all financial resources, except those required to be accounted for in another fund. The general fund balance is available to the School District for any purpose provided it is expended or transferred according to the general laws of Ohio.
- **Building Fund** – The building fund is used to account for bond proceeds to be used for the acquisition, construction, or improvement of major capital facilities.

Other governmental funds of the district are used to account for (1) the accumulation of resources for, payment of, general long-term debt principal, interest and related costs; (2) financial resources to be used for the acquisition, construction, or improvement of capital facilities; (3) for grants and other resources whose use is restricted to a particular purpose; and (4) for food service operations.

Basis of accounting determines when transactions are recorded in the financial records and reported on the financial statements. Governmental funds use the modified accrual basis of accounting.

**Revenues – Exchange and Non-exchange Transactions**

Revenue resulting from exchange transactions, in which each party gives and receives essentially equal value, is recorded on the accrual basis when the exchange takes place. On a modified accrual basis, revenue is recorded in the fiscal year in which the resources are measurable and become available. “Measurable” means the amount of transaction can be determined, and “available” means collectible within the current fiscal year or soon enough thereafter to be used to pay liabilities of the current fiscal year. For the School District, available means expected to be received within sixty days of fiscal year end.

Nonexchange transactions, in which the School District receives value without directly giving equal value in return, including property taxes grants, entitlements, and donations. On an accrual basis, revenue from property taxes is recognized in the fiscal year for which the taxes are levied. Revenue from grants, entitlements, and donations is recognized in the fiscal year in which all eligibility requirements have been satisfied. Eligibility requirements include timing requirements, which specify the year when the resources are required to be used or the year when use is first permitted; matching requirements, in which the School District must provide local resources to be used for specified purpose; and expenditure requirements, in which the resources are provided to the School District on a reimbursement basis. On a modified accrual basis, revenue from non-exchange transactions must also be available before it can be recognized.

**Expenditures/Expenses**

On the accrual basis of accounting, expenses are recognized at the time they are incurred. The measurement focus of governmental fund accounting is on decreases in net financial resources (expenditures) rather than expenses. Expenditures are generally recognized in the accounting period in which the related fund liability is incurred, if measurable. Allocations of costs, such as depreciation and amortization, are not recognized in governmental funds.

# Strongsville City School District Organizational Section Fiscal Year 2016-2017 Budget Document

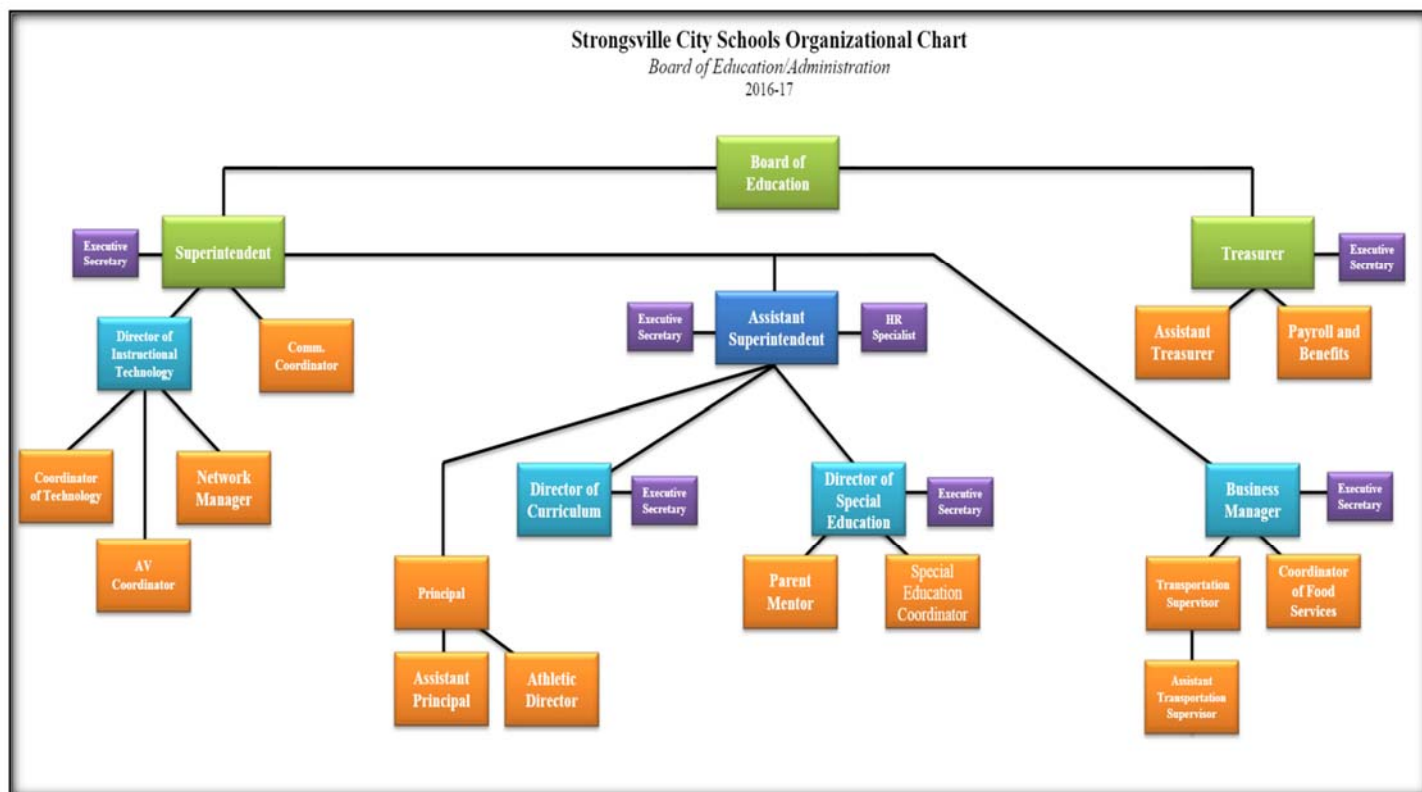
## School District Legal Status

The School District was established for the purpose of exercising the rights and privileges conveyed to it by the constitution and laws of the State of Ohio. The School District is a city school district as defined by Section 3311.03 of the Ohio Revised Code. The School District operates under an elected Board of Education consisting of five members which are elected at large for overlapping four-year terms. The Board of Education elects their president and vice-president annually and appoints two officials, the Superintendent and Treasurer.

BOARD OF EDUCATION		
Board Member	Elected Position	Term
Mr. Carl. W. Naso	Board President	1/1/2016 - 12/31/19
Mr. Richard O. Micko	Vice President	1/1/2016 - 12/31/19
Colonel Duke Evans	Member	1/1/2014 - 12/31/17
Mr. George Grozan	Member	1/1/2014 - 12/31/17
Mrs. Jane L. Ludwig	Member	1/1/2016 - 12/31/19

Appointed Positions	
Position	
Mr. Cameron M. Ryba	Superintendent
Mr. George K. Anagnostou	Treasurer





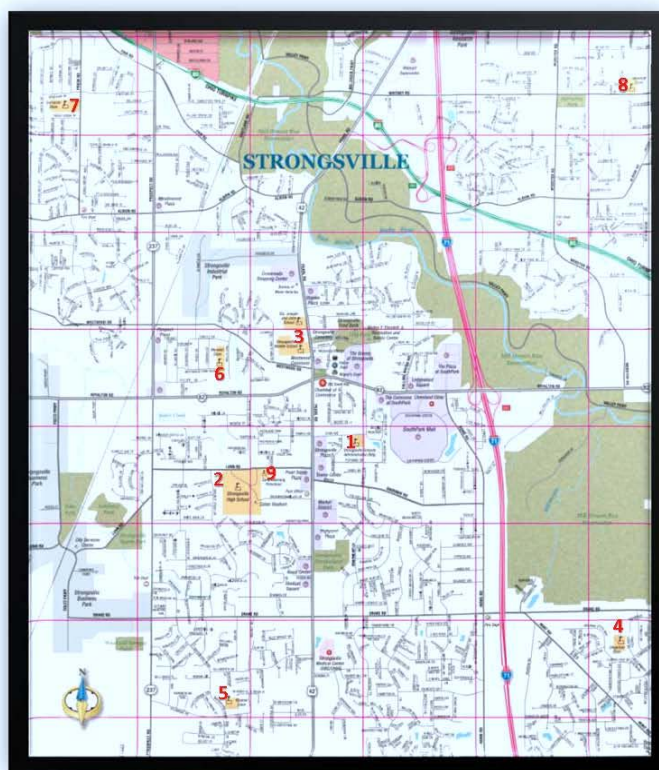
**Strongsville City School District  
Organizational Section  
Fiscal Year 2016-2017 Budget Document**

---

**School District Demographic and Geographic Information**

For the upcoming fiscal year, the School District serves an estimated 5,293 students in grades K-12 and another 106 in the Strongsville Early Learning Preschool. The School District is made up of one preschool, five elementary schools (grades K-5), one middle school (grades 6-8), and one high school (grades 9-12).

- 1) Administration Building  
18199 Cook Avenue
- 2) Strongsville High School  
20025 Lunn Road
- 3) Strongsville Middle School  
13200 Pearl Road
- 4) Chapman Elementary  
13883 Drake Road
- 5) Kinsner Elementary  
19091 Waterford Parkway
- 6) Muraski Elementary  
20270 Royalton Road
- 7) Surrarrer Elementary  
9306 Priem Road
- 8) Whitney Elementary  
13548 Whitney Road
- 9) Early Learning Preschool  
19543 Lunn Road



**Strong Schools  
Strong Community  
Strongsville**  
[www.strongnet.org](http://www.strongnet.org)



**Strongsville City School District  
Organizational Section  
Fiscal Year 2016-2017 Budget Document**

---

## **Strongsville City Schools**

### Rigorous, Diverse, Student Focused Programs

- Approximately 5,400 students participate in an exciting classroom atmosphere supported by an accredited, comprehensive curriculum, diverse student activities and clubs, engaging teachers, and committed support staff
- Award winning instructional, instrumental, and vocal programs
- A comprehensive high school curriculum, including nineteen (19) Advanced Placement course offerings and eighteen (18) Honor Courses
- 93% of students complete the college core curriculum
- College admission test scores above state and national average
- Four (4) High School National Merit Scholar Semi-Finalists in the past five (5) years
- Athletics: State and Regional championships in boys' and girls' sports

### The School Community Connection

- Over 82% of faculty have earned a Master's Degree
- Nationally Board Certified and state designated Master Teachers on staff
- Supportive and involved residents and business community
- Multi-faceted community engagement programs
- Online access to student progress and performance reporting

### Facilities

- Safe and well-maintained facilities and grounds include a preschool, five neighborhood elementary schools (K-5), a middle school (6-8), and a high school (9-12) with planetarium
- Building a new middle school (6-8) to open August 2016
- Currently renovating Strongsville High School, to be completed February 2017
- Completion of preschool renovation as well as critical repairs and upgrades to elementary buildings
- Contemporary athletic facilities
- Up-to-date technology providing secure wireless access to school and student devices, interactive whiteboards in classrooms, over 3,000 Chromebooks for student use and continuous professional development on the integration of technology into our learning environment.
- Increasing efficiencies by eliminating six (6) buildings and repurposing of one (1) building to save resources and maximize educational offerings. Allen closed in 2010, Zellers closed in 2015 and repurposed as Administrative Offices, and Drake, Albion, Center, OPS, and the Board Office closed in 2016.

### Finances

- School district is the largest employer in the City of Strongsville
- 81 mill bond issue passed November 2012 for construction/renovation projects

**Strongsville City School District**  
**Organizational Section**  
**Fiscal Year 2016-2017 Budget Document**

---

## **Mission and Goals**

The Board of Education has adopted the Strongsville City School 2020 Strategic Plan for 2016-2017 School Year.

***Destination 2020*** – Strongsville City School will be a district of excellence and innovation that embodies the educational priorities of our students and community and is built on the foundation of academic emphasis, collective trust, and shared accountability. Through our collective efforts as a School District, Strongsville City School will rank in the top 10% of all school districts in Ohio by June 2020.

***Mission*** – Strongsville City School in partnership with the community, will ensure all students reach their fullest potential through challenging curriculum and activities, provided by a highly qualified, motivated staff, in a safe, supportive environment with up-to-date facilities and technology.

***Core Beliefs*** – We believe in:

- Shared leadership and collaborative problem-solving.
- Data-based decisions and evidence-based practices.
- An approach to teaching and learning that is engaging, exciting and fun for all students.
- All students accessing innovating, high quality instruction in all classrooms.
- Meeting the individualized learning needs of our students.
- The ability of all students to grow and achieve.

Excellent school districts focus improvement efforts on a limited number of goals. While goals may remain constant year to year, objectives will be developed annually that align to district goals established by the Board of Education, Superintendent and Treasurer. Objectives will be developed based on school data, survey results, focus group meetings, and urgent needs. Each objective has correlated action steps and evaluation criteria. Strongsville City Schools' district goals and objectives for the 2016-17 school year are:

### **Academic Achievement and Growth**

Engage learners in rigorous curriculum and quality instruction that will maximize the achievement and growth across all academic areas and enable all students to graduate from high school prepared for success in college and career.

- 1) Ensure students are college and career ready after four years of high school.
- 2) Integrate the use of technology to support instructional practices and student learning.
- 3) Expand professional learning opportunities that align with district goals and meet individual learning needs.
- 4) Oversee the implementation of the Strongsville City Schools Instructional Innovation Plan.

### **Financial Prudence**

Ensure sound financial management practices while maintaining high-quality educational experiences for all students through the alignment of district resources to district initiatives and investments.

- 5) Develop and maintain organizational structures that support district-wide efficiency and effectiveness.
- 6) Develop a comprehensive capital improvement and maintenance plan that prioritizes initiatives with associated costs per building.
- 7) Maintain financial management practices and a culture of budget consciousness that ensure focused spending.

**Strongsville City School District  
Organizational Section  
Fiscal Year 2016-2017 Budget Document**

---

- 8) Develop and implement a renewal levy campaign for November 2016.

**Community Engagement**

Actively partner and communicate with our parents and residents to strengthen school-community bonds.

- 9) Expand and enrich the active partnerships between the district and the residents, businesses, community, and civic/youth organizations.
- 10) Engage Strongsville Alumni to create and support active partnerships for the betterment of our district.
- 11) Engage and support the use of multiple methods of communication among and between parents, students, staff, and community.
- 12) Implement a customer service training program.

**What's New for 2016-2017:**

A lot has changed since the end of last school year and heading into the upcoming school year. Below is a list of what's new for 2016-2017 by School District goal.

- ***Academic Achievement and Growth***
  - *New SMS Courses:*
    - ✓ Honors Courses at 6<sup>th</sup> grade and updated entrance requirements in grades 6-8 (ELA, Math Science, Social Studies).
    - ✓ Robotics and Medical Detectives
    - ✓ Principles in Food
    - ✓ Career Connections
  - *New SHS Courses*
    - ✓ Air Force JROTC (\$165,000 District investment)
    - ✓ Principles in Food
    - ✓ Career Connections
    - ✓ Offer 24 AP Courses
  - *Textbook Adoptions (\$500,000 District investment)*
    - ✓ Social Studies Adoption K-12
    - ✓ Music Adoption PK-5/Secondary
    - ✓ German Adoption
    - ✓ AP Art History
    - ✓ AP Environmental Science
  - *Technology Integration (\$700,000 District investment)*
    - ✓ 1:1 Chromebook Initiative
    - ✓ Strongsville Academy (\$200,000 repurposing from Ohio Online Program)
    - ✓ Interactive Projector Project
    - ✓ Instructional Technology Coaches
    - ✓ Student Production Studios.
- ***Community Engagement***
  - *Implementation of Comprehensive Communications Plan:*
    - ✓ Six (6) "Community Conversations" throughout the City.
    - ✓ Homeowners Association Meeting Visits.
    - ✓ Establishing a Student Advisory Committee, Community Advisory Committee, and a Curriculum Advisory Committee.

**Strongsville City School District  
Organizational Section  
Fiscal Year 2016-2017 Budget Document**

---

- ✓ Initiating two community-wide mailings to Strongsville residents (Quality Profile, Annual Report).
  - ✓ State of the Schools presentation from Strongsville Community.
  - ✓ Alumni Outreach campaign.
  - ✓ Volunteer plans developed and implemented at all levels.
  - ✓ SPOT committee to focus on school-community partnership projects.
  - ✓ Student-based video development and cable broadcasting.
- ***Financial Prudence***
    - *Organizational Efficiency Efforts:*
      - ✓ Student fee collection procedures implemented.
      - ✓ Transition to Chartwells for food service operations. (Eliminate general fund annual subsidy of \$100,000 - \$200,000 from current operations)
      - ✓ Creation of Budget Book to increase financial transparency.
      - ✓ Opening of New SMS, renovation of nearing completion at SHS (\$73 million multi-year community investment).
      - ✓ New turf fields at SHS and SMS (\$1.8 million multi-year community investment).

**Budgetary Basis of Accounting and Regulations that Govern the Budget Process**

All funds are legally required to be budgeted and appropriated. The major documents prepared are the tax budget, the appropriation resolution and the certificate of estimated resources, which are prepared on the budgetary basis of accounting. The tax budget demonstrates a need for existing or increasing tax rates. The certificate of estimated resources establishes a limit on the amounts that the Board of Education may appropriate. The appropriation resolution is the Board's authorization to spend resources and set annual limits on expenditures plus encumbrance at a level of control selected by the Board. The legal level of control has been established by the Board of Education at the fund level for all funds.

The certificate of estimated resources may be amended during the year if projected increases or decreases in revenue are identified by the School District Treasurer.

The appropriation resolution is subject to amendment by the Board throughout the year with the restriction that appropriations may not exceed estimated resources.

Unencumbered appropriations lapse at fiscal year-end. Encumbered appropriations are carried forward to the succeeding fiscal year and need not to be re-appropriated. Expenditures may not legally exceed budgetary appropriations at the fund level.

**Board Budget Policies**

The approved Board policies related to applicable financial, budgeting and accounting procedures are listed below. The approved Board policies are based on the NEOLA format and numbering system.

**6220 – Tax Budget Preparation:** The District's operation and educational plan is reflected in its budgets. Each Year, the Board of Education will cause to have prepared and then review the General Fund as well as other funds which comprise the tax budgets. The tax budget shall be prepared in compliance with the requirements of the Cuyahoga County Auditor and Ohio Revised Code. The Board directs the Treasurer to present the tax budget to the Board prior to January 15 of each year.

**Strongsville City School District**  
**Organizational Section**  
**Fiscal Year 2016-2017 Budget Document**

---

**6231 – Appropriations and Spending Plan:** The annual appropriation measure shall be designed to carry out District operations in a thorough and efficient manner, maintain District facilities properly, and honor continuing obligations of the Board of Education.

The Board may establish a Board Service Fund which shall not exceed the greater of \$2.00 per enrolled student or \$20,000. The Board Service Fund shall be set aside from the General Fund, on an annual basis, by resolution of the Board and shall be used to pay expenses actually incurred by Board members in the performance of their official duties. Such fund may also be used to pay for the expenses actually incurred by newly elected Board members relative to training and orientation to the performance of their duties prior to taking office. Appropriations from this fund shall not exceed the sum specified by R.C. 3315.15 in any one school year.

An annual appropriations resolution shall be developed, approved, and filed according to statute and the requirements of the Auditor of the State of Ohio.

The appropriation measure shall be adopted at the fund level for all funds.

The appropriation measure shall provide for a sufficient amount of money to fund the Budget Reserve Fund if established in the Tax Budget.

The Board shall adopt as part of its annual appropriation measure a spending plan (also known as a forecast), as prescribed by statute, or in the case of an amendment or supplement to an appropriation measure, an amended spending plan setting forth a projection of revenue, expenditures, and assumptions. The forecast shall include the General Fund, any special cost center associated with General Fund money, Emergency Levy funds, any Debt Service activity that would otherwise have gone to the General Fund, DPIA, and Poverty Based Assistance (PBA) funds. A copy of the annual appropriation measure and any amendment or supplement to it and the spending plan or amended plan shall be submitted to the Superintendent of Public Instruction and shall set forth all revenues available for appropriation by the District during such year and their sources; the nature and amount of expenses to be incurred during the year; the outstanding and unpaid expenses on the date the measure, amendment, or supplement is adopted; the dates by which such expenses must be paid; and any other information the Superintendent or State law requires.

The plan, amended plan, and updates shall be presented in such detail and form and at such times as the Superintendent of Public Instruction or State law prescribes.

**6232 – Appropriations Implementation:** The Board of Education places the responsibility of administering the appropriations, once adopted, with the Superintendent. S/He may consult with the Treasurer when major purchases are considered and shall keep the Board informed as to problems or concerns as the appropriations are being implemented.

The Superintendent shall be authorized to proceed with making financial commitments, purchases, and other expenditures within limits provided in the appropriations, limitations stated in Board policies, and within legal authority expressed in State statute.

**6830 – Audit:** The Board of Education requires, after the close of the fiscal year (June 30th), that an audit of all accounts of the District be made annually by an independent, certified public accountant or the State Auditor's Office. The audit examination shall be conducted in accordance with generally-accepted auditing standards and shall include all funds over which the Board has direct or supervisory control.

**Strongsville City School District**  
**Organizational Section**  
**Fiscal Year 2016-2017 Budget Document**

---

The Treasurer shall also prepare and publish an audited statement of the financial condition of the District at the close of each fiscal year, on or before February of the next succeeding fiscal year.

Findings for recovery should be reported to the Superintendent, Treasurer, and Board. It is the Board's preference that an employee not be named in a finding for recovery unless such employee directly performed the action causing the finding.

**Budget Development Process**

In January of each year, the school district is required to develop a Tax Budget that is submitted to the Cuyahoga County Auditor's. The purpose of the tax budget is to identify available resources, and to establish the need for tax revenues by identifying estimated budget for the upcoming fiscal year (July 1 to June 30) for each fund.

In February and March of each year, the School District administration determines staffing levels for the upcoming school year based on enrollment estimates and course offerings. Staffing level determinations are led by the Assistant Superintendent and ultimately approved by the Superintendent.

In March, central office departments and school buildings will receive their general fund non-personnel building allocations. School building allocations are determined by the total amount available for buildings and allocated based on a per pupil amount. The total amount available for building allocations in fiscal year 2017 is \$547,050 which is a \$1,500 decrease from fiscal year 2016. The per pupil amount for fiscal year 2017 is \$105 which is a \$5 increase to fiscal year 2016. Textbooks, instructional supplies, and custodial supplies are allocated within the central office departmental budgets. Central office departmental and school building budgets are due back to the Treasurer's office by mid-April.

Once staffing is complete, the Treasurer's office updates the five-year forecast for the current fiscal year and the following years. The Board of Education must adopt and submit the updated five-year forecast to the Ohio Department of Education, no later than May 31.

After the completion of the five-year forecast, all central office and school building budgets are reviewed and then aggregated into a Temporary Appropriation which must be adopted by the Board of Education no later than June 30. By state law, the Board of Education must adopt a Temporary Appropriation on or before June 30 for the fiscal year beginning on July 1. The temporary appropriation consists of 50% of the annual salary and benefits estimates and 100% of the non-personal items. By law, the School District must adopt the annual appropriation measure.

Over the course of the summer, staffing adjustments are made due to employees who either retire and/or resign and as student enrollment is finalized for the upcoming school year. After the summer staffing period has been completed, the annual budget is finalized and adopted by the Board of Education in September. During the year, appropriations are subject to amendment as funds become available or as needs arise departments and/or schools need to adjust their budgets. At the end of the fiscal year and no later than June 30, the School District will adopt a final appropriation. This is done to comply with state law to assure no expenditures plus encumbrance exceed the appropriation amount and no appropriation total by funds exceeds the available resources.

**Strongsville City School District  
Organizational Section  
Fiscal Year 2016-2017 Budget Document**

In conjunction with the annual budget, the Board of Education must adopted and submit the annual five-year forecast to the Ohio Department of Education no later than October 31.

BUDGET TIMELINE	
DATE	ACTION
January	Tax Budget Approval for all funds with available resources
February / March	Prepare staffing estimates based on enrollment projects.
March / April	Distribute and collect central office departmental and school buildings budgets for all funds. Staffing is finalized.
May	Board of Education adopts updated Five-Year Forecast
June	Board of Education adopts final appropriation for current fiscal year ending and temporary appropriation for upcoming fiscal year.
July / August	Summer staffing adjustments are completed and finalized.
September	Board of Education adopts annual appropriation.
October	Board of Education adopts current year Five-Year Forecast.

### **Budget Management Process**

Throughout the course of the year, there are various factors that impact expenditures which could impact the budget and five-year forecast from the original projections. It is critical that the administration and Board of Education constantly monitor the budget to identify inconsistencies and make the appropriate adjustments when needed.

At the end of each month, the Treasurer's Office publishes a monthly board financial report which is then presented and approved monthly at the Board of Education regular meetings. Included in the report is a monthly comparison of revenue and expenditures by category and object for the current year and the previous two years. Revenues to date are compared to the five year forecast and then projected for the remaining of the fiscal year. Expenditures are measured based on two analysis 1) the time elapsed, the percent of the number of months have passed compared to the percent of the budget spent and encumbered 2) the payroll test, the percent of the number of pay periods that have passed compared to the percent of the budget spent and encumbered. Any discrepancies are investigated and explained in the monthly Board report.

Central office departments and school buildings are responsible for managing their budget and submitting budget adjustments. Budget adjustments are only permitted within the same fund and if resources are available. Deficit spending is prohibited, if a deficit does occur, a budget adjustment will be made.

Annually, the Auditor of State's Office conducts a financial audit of the School District. The audit report is released publically and any management letters are forwarded to the Board of Education.

### **Guide to Financial Statements**

The financial statements which are located in the financial section of this document are divided into the following sections, fund type and fund classification. Below are a listing and definitions of all of the Districts funds:

**Governmental Funds** – Funds included in the Governmental fund type include: The General Fund, Bond Retirement Funds, Capital Project Funds, and Special Revenue Funds.



**Strongsville City School District**  
**Organizational Section**  
**Fiscal Year 2016-2017 Budget Document**

---

**001 - General Fund** - The general fund is used to account for all financial resources, except those required to be accounted for in another fund. The general fund is available to the School District for any purpose provided it is expended or transferred according to the general laws of Ohio.

**002 – Bond Retirement** - The bond retirement fund is used to account for the accumulation of resources for, and the payment of, general long-term debt principal, interest and related costs.

**Capital Project Funds** – Capital projects funds are used to account for a report financial resources that are restricted, committed, or assigned to expenditure for capital outlays, including the acquisition or construction of capital facilities and other capital assets.

**003 – Permanent Improvement** - The permanent improvement fund is used to account for all transactions related to the acquiring, construction, or improving facilities and/or capital assets.

**004 – Building Fund** - The building fund is used to account for monies received and expended in connection for the construction of the middle school and renovation of the high school.

**Special Revenue Funds** – Special revenue funds are used to account for and report the proceeds of specific revenue sources that are restricted or committed to expenditure for specified purposes other than debt service for capital projects.

**006 – Food Service Fund**– The fund service fund is used to record financial transactions related to food service operation.

**018 – Public School Support** – The public school support or otherwise known as the Principal’s building fund is used to account for specific local revenue sources, other than taxes that are restricted to expenditures for specified purposes.

**019 – Other Grants** – The other grants fund is used to account for proceeds of specific revenue sources, except for State and Federal grants that are legally restricted to expenditures for specified purposes.

**035 – Termination Benefits** – The termination benefits fund is used to pay employee termination benefits upon separation as prescribed within the District’s negotiated contracts.

**300 – District Managed Student Activity** – The district managed student activity fund is used to account for those student activity programs which have student participation but do not have student management of the programs. Usually athletic and band programs but could other clubs that are district managed.

**401 – Auxiliary Service (NPSS)** - The auxiliary service fund is used to account for monies which provide services and materials to pupils attending non-public school within the school district. (St. Joseph and John’s, Creative Playrooms, and Le Chaperon Rouge).

**432 – Management Information Systems** – The management information systems fund is used to provide hardware and software development, or other costs associated with the requirements of the management information system.

**Strongsville City School District  
Organizational Section  
Fiscal Year 2016-2017 Budget Document**

---

**451 – Data Communications** - The data communications fund is used to account for money appropriated for Ohio Educational Computer Network Connections.

**463 – Alternative Schools** - The alternative schools fund is used to account for alternative educational programs for existing and new at-risk and delinquent youth.

**499 – Miscellaneous State Grants** - The miscellaneous state grant fund is used to account for various monies received from state agencies which are not classified elsewhere.

**516 – IDEA, Part B Special Education** – Grants to assists states in providing an appropriate public education to all children with disabilities.

**551 – Title III, Limited English Proficiency** – Grants to develop and carry out elementary and secondary school programs, including activities at the pre-school level, to meet the educational needs of children with limited English proficiency.

**572 – Title I – Disadvantaged Youth** – Federal Monies used to assist the School District in meeting the special needs of economically and educationally deprived children.

**587 – IDEA Preschool Grant for the Handicapped** – Grants the improvement and expansion of services for handicapped children ages three to five years.

**590 – Improving Teacher Quality** – Grants for professional development and other programs to ensure teachers meet high quality standards.

**Proprietary Funds** – Proprietary enterprise funds account for any activity for which a fee is charges to external users for goods and services. Proprietary internal service funds are used to account for the financing of goods or services provided by one department or agency to other departments or agencies of the School District, or to other governments on a cost-reimbursement basis.

**009 – Uniform School Supplies** – The uniform school supplies fund is used to account for class fees for the purchase of school supplies.

**014 – Internal Service Rotary Fund** – The internal service rotary fund is used to account for operations that provide goods and services on a cost reimbursement basis.

**024 – Employee Benefits Self-Insurance** – The employee benefits self-insurance fund is used to account for monies received from other funds as payment for providing employee healthcare

**Fiduciary Funds** – Fiduciary funds account for assets held by the School District in a trustee capacity or as an agent for individuals, private organizations, or other governmental units.

**022 – OHSAA Tournaments** – The OSHAA Tournament fund is used to account for the revenues and expenditures of an OSHAA tournament game hosted at the District. After the event takes place, this fund should equal zero.

**200 – Student Managed Activities** – The student managed activities fund is used to account for student activity programs which have student participation in the activity and have students involved in the management of the program.

**Strongsville City School District**  
**Organizational Section**  
**Fiscal Year 2016-2017 Budget Document**

---

**Expenditures** – As prescribed by the Auditor of State of Ohio, school district must comply with the Uniform School Accounting System (USAS). The expenditure account and reporting is based on a multi-dimensional system. A transaction requires the use of several dimensions, each of which has a separate meaning. For the purpose of this budget, the following two dimensions are used for categorizing budgets.

**Functions** – The function number is based on the USAS. Function codes describe the activity or purpose for which the expenditure is being made. The following represents the list function categories:

- Instruction
- Support Services
- Operation of Non-Instructional Services
- Extracurricular Activities
- Facilities Acquisition and construction

**Objects** – The object further identifies expenditures as it defines the goods and service which the school district pays. The object dimension is very significant in the account system. The following represents the list of object categories:

- Salaries and Wages
- Employee Fringe Benefits
- Purchase Service
- Materials and Supplies
- Capital Outlay
- Debt Service
- Other – Miscellaneous

**Revenues** – As prescribed by the Auditor of State of Ohio, school district must comply with the Uniform School Accounting System (USAS). The revenue account and reporting is based on a multi-dimensional system. For the purpose of this budget, the receipt category will be used.

**Receipts** – The receipt code is based on the Uniform School Accounting System (USAS). Receipt codes identify the source from which the monies are obtained. The following represents the list of receipt categories:

- From Local Sources
  - Tuition
  - Classroom Materials and Fees
  - Earnings on Investments
  - Food Services
  - Extracurricular
  - Other Local Revenue
- Intergovernmental – Federal Sources
- Intergovernmental – State Sources
- Other Revenue Receipts
  - Transfers-In
  - Advance-In
  - Refund of Prior Year's Expenditures



*This page is intentionally left blank*

# FINANCIAL SECTION



# FINANCIAL SECTION INTRODUCTION

## Fiscal Year 2016-2017 Financial Budget Schedules

The budget statements contained in this section provide the detailed revenue and expenditures for the Strongsville City School District for fiscal year 2016-2017.

The budget statements are designed using a pyramid approach which are made up of four levels:

- Level 1 – The Level 1 budget statement is a consolidated statement of estimated revenue and budget of all funds.
- Level 2 – The Level 2 budget statement is a consolidated statement by fund type. The following are the three fund types that comprise the Strongsville City School District's budget:
  - Governmental Funds – The fund type's that make up the Governmental Funds are:
    - The General Fund
    - Bond Retirement Fund
    - Capital Projects Funds
    - Special Revenue Funds
  - Proprietary Funds – The fund type's that make up the Proprietary Funds are:
    - Enterprise Funds
    - Internal Service Funds
  - Fiduciary Funds – The fund type's that make up the Fiduciary Funds are:
    - Agency Funds
- Level 3 – The Level 3 budget statements are a detailed and consolidated statement of the Level 4 statements for each individual fund within the fund type by function and object grouping.
- Level 4 – The Level 4 budget statements are detailed statements by department and/or program that make up each individual fund by function and object.

The budget statements provide four years of actual, the current year budget, and three years of projected estimates.

The budget statements are aligned with the District's General Fund five-year forecast which must be adopted by the Board of Education no later than October 31, 2016.

**STRONGSVILLE CITY SCHOOL DISTRICT**  
**CUYAHOGA COUNTY, OH**  
**STATEMENT OF REVENUES AND EXPENDITURES**  
**FY 2013 ACTUAL THROUGH PROJECTION TO FY 2020**  
**TOTAL ALL FUNDS - LEVEL 1 FINANCIAL**

Function	Description	Fiscal Year 2013 Actual	Fiscal Year 2014 Actual	Fiscal Year 2015 Actual	Fiscal Year 2016 Actual	Fiscal Year 2017 Budget	Fiscal Year 2018 Projection	Fiscal Year 2019 Projection	Fiscal Year 2020 Projection
<b>Revenues:</b>									
	<b>From Local Sources:</b>								
	Tuition	\$270,091	\$353,038	\$614,471	\$662,508	\$621,500	\$621,500	\$621,500	\$621,500
	Classroom Materials and Fees	689,972	386,011	386,434	333,019	426,475	426,000	426,000	426,000
	Earnings on Investments	23,557	97,236	109,454	216,918	31,504	25,372	25,372	25,372
	Food Services	949,741	913,481	933,528	980,482	1,131,000	1,200,000	1,200,000	1,200,000
	Extracurricular	934,110	885,705	857,346	826,312	1,147,247	1,143,996	1,140,996	1,058,996
	Other Local Revenues	86,511,336	7,705,977	14,043,784	13,098,077	13,593,624	14,622,859	15,766,670	17,003,957
	<b>Intergovernmental - Federal</b>	2,293,660	2,369,965	2,394,003	2,448,887	2,966,399	2,578,016	2,578,016	2,578,016
	<b>Intergovernmental - State</b>	20,401,180	20,881,179	20,940,567	20,700,996	20,258,774	17,568,055	16,966,382	16,823,817
<b>Total Revenues</b>		<b>164,125,375</b>	<b>87,482,881</b>	<b>92,299,137</b>	<b>93,870,794</b>	<b>93,834,665</b>	<b>92,600,973</b>	<b>92,644,057</b>	<b>94,708,164</b>
<b>Instruction:</b>									
	Salaries	23,857,785	27,180,448	26,857,615	26,249,772	27,046,758	27,725,483	28,153,010	28,696,193
	Fringe Benefits	12,213,958	9,876,008	9,394,463	9,528,992	10,047,863	10,414,163	10,789,075	11,485,856
	Purchase Services	3,029,443	2,875,238	3,086,877	3,098,102	4,018,587	3,952,155	4,040,655	4,140,655
	Materials and Supplies	547,430	510,675	517,185	411,955	666,024	639,953	632,327	631,023
	Capital Outlay	43,234	59,868	45,331	240,385	121,554	92,180	92,180	92,180
	Other Objects	83,148	118,539	126,730	56,636	79,914	54,222	50,600	50,600
<b>Total Instruction</b>		<b>39,774,998</b>	<b>40,620,776</b>	<b>40,028,201</b>	<b>39,585,842</b>	<b>41,980,700</b>	<b>42,878,156</b>	<b>43,757,847</b>	<b>45,096,507</b>
<b>Support Services:</b>									
	Salaries	13,098,667	13,269,327	13,630,615	13,913,120	14,302,849	14,407,169	14,596,688	14,740,575
	Fringe Benefits	6,659,086	7,317,455	7,514,804	6,907,805	7,248,920	7,476,541	7,972,599	8,527,911
	Purchase Services	5,472,110	7,541,883	14,770,524	13,600,330	14,785,964	15,799,136	16,957,577	18,226,881
	Materials and Supplies	1,348,349	1,682,914	1,859,569	1,636,346	2,244,591	2,242,856	2,242,856	2,242,856
	Capital Outlay	2,060,065	1,435,115	1,158,275	1,027,516	1,930,723	1,802,407	1,799,969	1,802,969
	Other Objects	1,379,948	1,373,624	1,135,108	1,378,169	1,635,251	1,642,972	1,651,540	1,660,811
<b>Total Support Services</b>		<b>30,018,225</b>	<b>32,620,318</b>	<b>40,068,895</b>	<b>38,463,286</b>	<b>42,148,298</b>	<b>43,371,081</b>	<b>45,221,229</b>	<b>47,202,003</b>
<b>Operation of Non-Instructional Services:</b>									
	Salaries	696,453	933,419	1,024,760	1,125,408	970,643	992,425	997,588	992,381
	Fringe Benefits	441,442	460,395	438,123	377,196	335,205	367,187	391,514	416,579
	Purchase Services	347,105	353,800	387,559	449,016	1,430,804	1,419,737	1,419,724	1,336,607
	Materials and Supplies	606,029	522,886	621,341	608,096	133,469	132,469	132,469	132,469
	Capital Outlay	44,637	41,547	12,218	47,891	37,539	37,539	37,539	37,539
	Other Objects	19,731	20,932	22,186	23,059	22,500	22,500	22,500	22,500
<b>Total Operational of Non-Instructional Services</b>		<b>2,155,397</b>	<b>2,332,979</b>	<b>2,506,187</b>	<b>2,630,666</b>	<b>2,930,160</b>	<b>2,971,857</b>	<b>3,001,334</b>	<b>2,938,075</b>
<b>Extracurricular Activities</b>									
	Salaries	423,707	819,512	910,664	848,112	922,321	933,041	940,650	942,017
	Fringe Benefits	25,666	180,225	243,734	231,423	242,067	248,634	258,257	264,897
	Purchase Services	155,709	147,907	143,249	280,139	499,704	427,993	424,621	349,334
	Materials and Supplies	74,490	104,644	79,555	162,672	406,442	294,439	291,946	275,904
	Capital Outlay	8,261	5,783	7,150	15,043	98,608	63,847	62,900	62,400
	Other Objects	267,522	346,780	391,850	134,741	156,397	139,877	129,169	126,849
<b>Total Extracurricular Activities</b>		<b>955,355</b>	<b>1,604,851</b>	<b>1,776,202</b>	<b>1,672,130</b>	<b>2,325,539</b>	<b>2,107,831</b>	<b>2,107,543</b>	<b>2,021,401</b>
<b>Facilities Acquisition and Construction:</b>									
	Purchase Services	318,040	4,873,879	16,649,720	37,097,745	2,250,307	0	0	0
	Capital Outlay	0	155,982	37	59,552	978,965	184,010	142,308	0
<b>Total Facilities Acquisition and Construction</b>		<b>318,040</b>	<b>5,029,861</b>	<b>16,649,757</b>	<b>37,157,297</b>	<b>3,229,272</b>	<b>184,010</b>	<b>142,308</b>	<b>0</b>
<b>Debt Service:</b>									
	Principal Payment	3,506,148	2,681,901	2,021,284	1,834,604	1,873,554	1,938,164	2,018,468	2,094,497
	Interest and Fiscal Charges	534,369	4,484,964	3,419,182	3,298,365	3,215,056	3,141,571	3,063,650	2,990,034
<b>Total Debt Service</b>		<b>4,040,517</b>	<b>7,166,865</b>	<b>5,440,466</b>	<b>5,132,969</b>	<b>5,088,610</b>	<b>5,079,735</b>	<b>5,082,118</b>	<b>5,084,531</b>
<b>Total Expenditures</b>		<b>77,262,532</b>	<b>89,375,650</b>	<b>106,469,708</b>	<b>124,642,190</b>	<b>97,702,579</b>	<b>96,592,670</b>	<b>99,312,379</b>	<b>102,342,517</b>
<b>Excess of Revenues Over / (Under) Expenditures</b>		<b>86,862,843</b>	<b>(1,892,769)</b>	<b>(14,170,571)</b>	<b>(30,771,396)</b>	<b>(3,867,914)</b>	<b>(3,991,697)</b>	<b>(6,668,322)</b>	<b>(7,634,353)</b>

**STRONGSVILLE CITY SCHOOL DISTRICT**  
**CUYAHOGA COUNTY, OH**  
**STATEMENT OF REVENUES AND EXPENDITURES**  
**FY 2013 ACTUAL THROUGH PROJECTION TO FY 2020**  
**TOTAL ALL FUNDS - LEVEL 1 FINANCIAL**

Function	Description	Fiscal Year 2013 Actual	Fiscal Year 2014 Actual	Fiscal Year 2015 Actual	Fiscal Year 2016 Actual	Fiscal Year 2017 Budget	Fiscal Year 2018 Projection	Fiscal Year 2019 Projection	Fiscal Year 2020 Projection
<b>Other Financing Sources / (Uses):</b>									
	Transfers Out	(2,110,008)	(3,572,964)	(387,761)	(1,142,862)	(1,493,972)	(1,326,845)	(1,224,469)	(1,109,543)
	Transfers In	2,110,008	3,572,964	387,761	1,142,862	1,493,972	1,326,845	1,224,469	1,109,543
	Advance In	1,009,190	0	0	0	0	0	0	0
	Advance Out	(1,009,190)	0	0	0	0	0	0	0
	Refund of Prior Year Expenditure	500	117,930	171,124	61,696	7,000	7,000	7,000	7,000
	All Other Financing Sources	22,196	27,589	87,294	35,543	15,000	15,000	15,000	15,000
<b>Total Other Financing Sources / (Uses)</b>		<b>21,861</b>	<b>142,789</b>	<b>258,418</b>	<b>103,793</b>	<b>22,000</b>	<b>22,000</b>	<b>22,000</b>	<b>22,000</b>
<b>Net Change in Fund Balance</b>		<b>86,884,704</b>	<b>(1,749,980)</b>	<b>(13,912,153)</b>	<b>(30,667,603)</b>	<b>(3,845,914)</b>	<b>(3,969,697)</b>	<b>(6,646,322)</b>	<b>(7,612,353)</b>
<b>Cash Balance at Beginning of Fiscal Year</b>		8,764,213	95,648,917	93,898,937	79,986,784	49,319,181	45,473,267	41,503,570	34,857,248
<b>Cash Balance at End of Fiscal Year</b>		95,648,917	93,898,937	79,986,784	49,319,181	45,473,267	41,503,570	34,857,248	27,244,895
<b>Year End Encumbrances Appropriated</b>		6,078,459	9,003,965	51,806,137	18,222,798	18,335,577	18,335,012	18,335,012	18,335,012
<b>Unencumbered Fund Balance at End of Fiscal Year</b>		<b>\$89,570,458</b>	<b>\$84,894,972</b>	<b>\$28,180,647</b>	<b>\$31,096,383</b>	<b>\$27,137,690</b>	<b>\$23,168,558</b>	<b>\$16,522,236</b>	<b>\$8,909,883</b>



# GOVERNMENTAL FUNDS SECTION

The budget statements contained in this section provide the detailed revenue and expenditures for the Governmental Funds.

The statements in this section contain the consolidated Level 2 statement of the Governmental Funds and the individual Level 3 statement by individual fund followed by the Level 4 statement for each department and/or program within each individual fund.

The Governmental Funds are made up of the following fund types and individual funds:

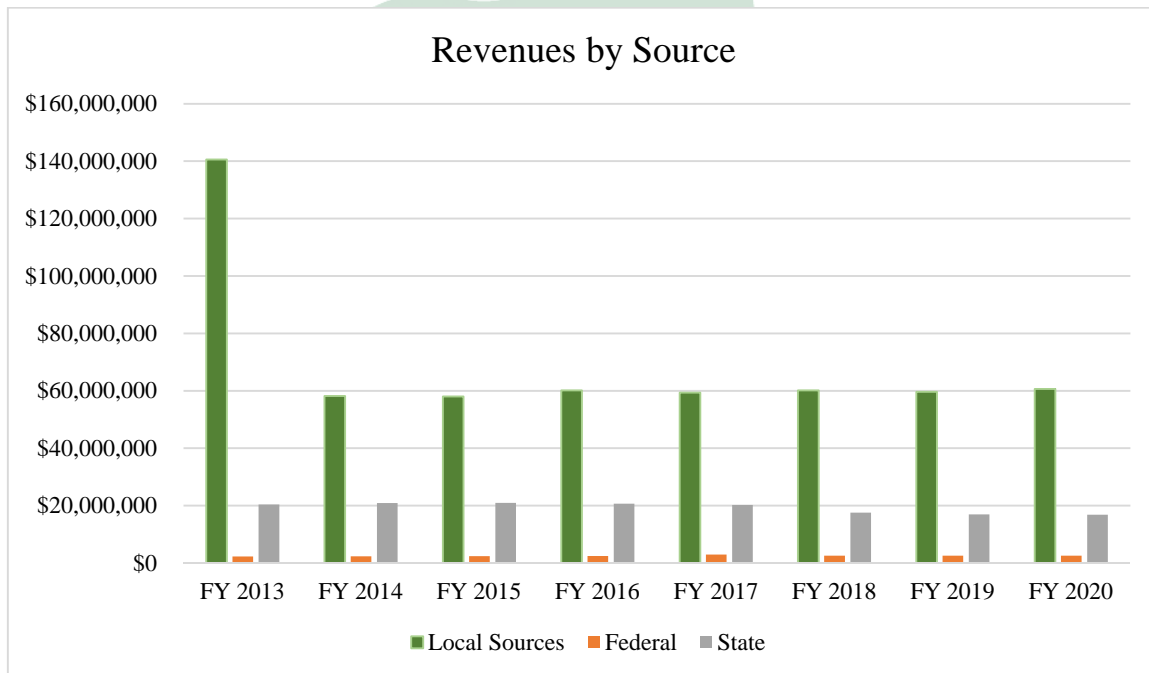
- The General Fund
- The Bond Retirement Fund
- The Capital Projects Funds
  - Permanent Improvement Fund
  - Building Fund
- Special Revenue Funds
  - Food Service Fund
  - Public School Support
  - Other Local Grants
  - Employee Termination Benefits
  - District Managed Student Activity
  - Auxiliary Service
  - Management Information Systems
  - Data Communications Grant
  - Alternative Schools Grant
  - Miscellaneous State Grant (Parent Mentor Grant)
  - IDEA, Part-B Special Education Grant
  - Title III Limited English Proficiency Grant
  - Title I Disadvantaged Youth Grant
  - IDEA Preschool Grant
  - Title II-A Improving Teacher Quality Grant

## GOVERNMENTAL FUNDS SUMMARY

### Fiscal Year 2013 Actuals through FY 2020 Projection

#### Revenues:

Description	Fiscal Year 2013 Actual	Fiscal Year 2014 Actual	Fiscal Year 2015 Actual	Fiscal Year 2016 Actual	Fiscal Year 2017 Budget	Fiscal Year 2018 Projection	Fiscal Year 2019 Projection	Fiscal Year 2020 Projection
<b>Revenues:</b>								
<b>From Local Sources:</b>								
Taxes	\$52,051,728	\$53,890,289	\$52,019,550	\$54,603,595	\$53,658,142	\$54,415,175	\$53,919,121	\$54,970,506
Tuition	246,381	340,738	598,946	638,804	605,500	605,500	605,500	605,500
Classroom Materials and Fees	311,428	51,740	134,671	34,467	116,000	116,000	116,000	116,000
Earnings on Investments	23,557	97,236	109,454	216,918	31,504	25,372	25,372	25,372
Food Services	949,741	913,481	933,528	980,482	1,131,000	1,200,000	1,200,000	1,200,000
Extracurricular	560,567	458,174	612,556	585,919	802,751	802,750	802,750	802,750
Other Local Revenues	86,434,656	2,465,968	3,636,520	3,086,249	3,010,149	2,991,484	2,980,795	2,957,582
<b>Intergovernmental - Federal</b>	2,293,660	2,369,965	2,394,003	2,448,887	2,966,399	2,578,016	2,578,016	2,578,016
<b>Intergovernmental - State</b>	20,401,180	20,881,179	20,940,567	20,700,996	20,258,774	17,568,055	16,966,382	16,823,817
<b>Total Revenues</b>	<b>163,272,898</b>	<b>81,468,770</b>	<b>81,379,795</b>	<b>83,296,317</b>	<b>82,580,219</b>	<b>80,302,352</b>	<b>79,193,936</b>	<b>80,079,543</b>



#### Local Sources:

As indicated by the graphs the School District's revenues from local sources has stayed consistent from year to year with the exception of fiscal year 2013. The primary increase in Fiscal Year 2013 is due to the proceeds of an \$81,000,000 bond issue with the primary focus of constructing a new middle school and renovations to the existing high school.

The largest component of revenue is property taxes which make up 91% of the local sources and 65% of all revenues. Overall property tax collections have stayed consistent throughout the years. The School District does have one operating renewal levy within the School District's levies issued. The renewal levy is a 5 year 6.0 mil levy that is currently set to expire at the end of tax year 2017. The Board of Education authorized the District to place the renewal

levy on the November 8, 2016 ballot for renewal consideration, which is the earliest time the District can be on the ballot. The revenue from the renewal levy is included within the projections.

Tuition revenue has increased from fiscal year 2013 to fiscal year 2017 which is due to the School District implementing a tuition based full day kindergarten program. The School District offers a free half-day option and a tuition based full-day program for families with kindergarten aged students. The tuition for full-day kindergarten covers the expenses related to the second half of the day.

Food service revenues are anticipated to increase beginning in fiscal year 2017. The School District has entered into a partnership with Chartwells Dining Services to manage the food service program. It is anticipated that revenues will likely increase through this partnership and the expanded food choices that will be implemented.

### ***Federal Sources:***

The Federal sources revenue category is primarily made up of the School District's federal grants as well as the School District's meal reimbursements from the food service program. The largest grant within the federal sources is the IDEA, Part-B special education grant which makes up about 44% of this category. Other federal grants that the School District receives are Title-I, Disadvantaged Youth, Title III Limited English Proficiency, and Title II-A Improving Teacher Quality. The Federal revenue sources have remained consistent from year to year.

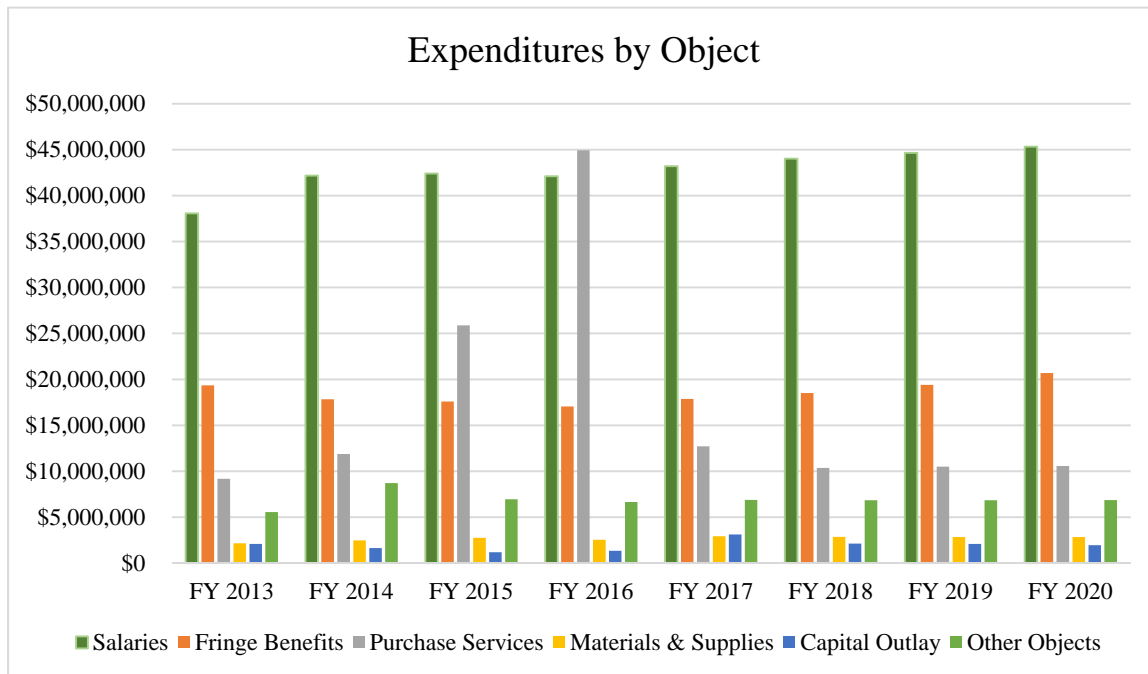
### ***State Sources:***

Revenues from State sources make up 25% of the School District's overall revenue which is the second largest revenue source after property taxes. State sources are made up of property tax allocations from the State of Ohio in the amount of \$10.3 million and \$10.0 million from State Foundation funding.

In the spring of 2015, the State of Ohio approved their 2016-2017 biennial budget which became law on July 1, 2015. Under the new biennial budget, the State reimbursement for Tangible Personnel Property Tax (TPP) which is included in the property tax allocations will be phased out beginning in fiscal year 2017. The District will experience a decrease in TPP funding of \$500,000 in fiscal year 2017, and a decrease of \$3,100,000 in fiscal year 2018 and beyond, for a total annual loss of TPP funding in the amount \$3,600,000.

### **Expenditures:**

Description	Fiscal Year 2013 Actual	Fiscal Year 2014 Actual	Fiscal Year 2015 Actual	Fiscal Year 2016 Actual	Fiscal Year 2017 Budget	Fiscal Year 2018 Projection	Fiscal Year 2019 Projection	Fiscal Year 2020 Projection
<b>Expenditures:</b>								
<b>By Object</b>								
Salaries	\$38,073,524	\$42,176,299	\$42,414,740	\$42,117,859	\$43,214,049	\$44,032,118	\$44,661,936	\$45,345,166
Fringe Benefits	19,339,709	17,831,652	17,589,993	17,042,420	17,869,730	18,502,589	19,407,509	20,691,307
Purchase Services	9,166,950	11,869,140	25,872,021	44,935,869	12,712,966	10,352,768	10,498,384	10,574,284
Materials and Supplies	2,157,739	2,460,780	2,748,203	2,533,163	2,926,563	2,848,378	2,840,752	2,837,848
Capital Outlay	2,090,065	1,631,313	1,175,256	1,328,904	3,109,069	2,127,658	2,083,071	1,943,763
Other Objects	5,544,870	8,701,388	6,945,736	6,655,674	6,869,258	6,838,779	6,844,908	6,856,592
<b>Total Expenditures</b>	<b>76,372,857</b>	<b>84,670,572</b>	<b>96,745,949</b>	<b>114,613,889</b>	<b>86,701,635</b>	<b>84,702,290</b>	<b>86,336,560</b>	<b>88,248,960</b>



### ***Salaries:***

Salaries make up the largest object category of all the School District's governmental expenditures of about 50%. As indicated by the graphs above, overall salaries have remained consistent throughout the years but a slight increase is anticipated due to negotiated agreements and salary schedule movement. Over the past several years, the District was able to offset the cost of salary increases through building consolidations and reduction of positions through attrition. Since 2009, the District has 212 less positions compared to fiscal year 2017, which is a 23% decline that is keeping pace with the District's declining enrollment. During fiscal year 2016, the District reduced 24 position with the closure of Zellers Elementary and 26 positions in fiscal year 2017 with the closure of Drake Elementary and the consolidation of Albion and Center Middle Schools. If enrollment decline continues, the District projects to reduce 5 positions in fiscal year 2018 and 9 positions in 2019.

### ***Fringe Benefits:***

During fiscal year 2014, the School District switched to a fully insured health care plan. Since the switch, the School District has saved \$2.8 million through fiscal year 2016 by being on a self-funded plan compared to a fully insured plan. Within in the projections, an annual increase of 10% in healthcare cost is forecasted. Although the District has experienced an increase of less than 10% annually, a 10% increase is forecasted due to the unexpected nature of healthcare cost and the projected increase is in line with industry standards. Over the past several years, the district has been able to offset rising healthcare cost with reduction of positions.

### ***Purchase Services and Materials & Supplies:***

As indicated on the graphs above, the purchase services object has experience the larges flucations year over year. This is primarily due to the cost of the construction that is accounted for in the building fund. When focusing just on the general fund, the largest expenditures for purchase services are for tuition based expenditures for special education services, community schools, scholarships, and post-secondary options (College Credit Plus). Tuition based expenditures are expected to increase by 28% in fiscal year 2017 compared to fiscal year 2016; these expenses have increased by 50% compared to fiscal year 2013.

### ***Other Objects:***

Other objects are primarily comprised of debt payments and county auditor fees for the collection of property taxes.

**STRONGSVILLE CITY SCHOOL DISTRICT**  
**CUYAHOGA COUNTY, OH**  
**STATEMENT OF REVENUES AND EXPENDITURES**  
**FY 2013 ACTUAL THROUGH PROJECTION TO FY 2020**  
**TOTAL GOVERNMENTAL FUNDS - LEVEL 2 FINANCIAL**

Function	Description	Fiscal Year 2013 Actual	Fiscal Year 2014 Actual	Fiscal Year 2015 Actual	Fiscal Year 2016 Actual	Fiscal Year 2017 Budget	Fiscal Year 2018 Projection	Fiscal Year 2019 Projection	Fiscal Year 2020 Projection
<b>Revenues:</b>									
	<b>From Local Sources:</b>								
	Taxes	\$52,051,728	\$53,890,289	\$52,019,550	\$54,603,595	\$53,658,142	\$54,415,175	\$53,919,121	\$54,970,506
	Tuition	246,381	340,738	598,946	638,804	605,500	605,500	605,500	605,500
	Classroom Materials and Fees	311,428	51,740	134,671	34,467	116,000	116,000	116,000	116,000
	Earnings on Investments	23,557	97,236	109,454	216,918	31,504	25,372	25,372	25,372
	Food Services	949,741	913,481	933,528	980,482	1,131,000	1,200,000	1,200,000	1,200,000
	Extracurricular	560,567	458,174	612,556	585,919	802,751	802,750	802,750	802,750
	Other Local Revenues	86,434,656	2,465,968	3,636,520	3,086,249	3,010,149	2,991,484	2,980,795	2,957,582
	<b>Intergovernmental - Federal</b>	2,293,660	2,369,965	2,394,003	2,448,887	2,966,399	2,578,016	2,578,016	2,578,016
	<b>Intergovernmental - State</b>	20,401,180	20,881,179	20,940,567	20,700,996	20,258,774	17,568,055	16,966,382	16,823,817
<b>Total Revenues</b>		<b>163,272,898</b>	<b>81,468,770</b>	<b>81,379,795</b>	<b>83,296,317</b>	<b>82,580,219</b>	<b>80,302,352</b>	<b>79,193,936</b>	<b>80,079,543</b>
<b>Instruction:</b>									
	Salaries	23,857,785	27,159,981	26,852,022	26,238,486	27,025,236	27,706,483	28,134,010	28,677,193
	Fringe Benefits	12,213,958	9,874,046	9,393,600	9,527,250	10,044,538	10,411,227	10,786,139	11,482,920
	Purchase Services	2,907,993	2,777,864	2,988,904	2,992,287	3,892,737	3,826,305	3,914,805	4,014,805
	Materials and Supplies	137,436	167,058	188,970	148,305	266,724	240,653	233,027	231,723
	Capital Outlay	43,065	59,868	45,331	240,385	121,554	92,180	92,180	92,180
	Other Objects	79,393	114,766	117,432	47,605	68,564	42,872	39,250	39,250
<b>Total Instruction</b>		<b>39,239,630</b>	<b>40,153,583</b>	<b>39,586,259</b>	<b>39,194,318</b>	<b>41,419,353</b>	<b>42,319,720</b>	<b>43,199,411</b>	<b>44,538,071</b>
<b>Support Services:</b>									
	Salaries	13,098,639	13,268,059	13,630,473	13,909,208	14,299,849	14,404,169	14,593,688	14,737,575
	Fringe Benefits	6,659,083	7,317,273	7,514,768	6,907,201	7,248,370	7,475,991	7,972,049	8,527,361
	Purchase Services	5,443,038	3,719,817	5,702,589	4,179,492	4,773,464	4,786,636	4,845,077	4,904,381
	Materials and Supplies	1,347,462	1,680,560	1,860,260	1,632,739	2,233,606	2,232,606	2,232,606	2,232,606
	Capital Outlay	2,001,186	1,373,158	1,111,509	966,033	1,885,723	1,757,407	1,754,969	1,757,969
	Other Objects	1,379,948	1,373,624	1,135,108	1,378,169	1,635,251	1,642,972	1,651,540	1,660,811
<b>Total Support Services</b>		<b>29,929,356</b>	<b>28,732,491</b>	<b>30,954,707</b>	<b>28,972,842</b>	<b>32,076,263</b>	<b>32,299,781</b>	<b>33,049,929</b>	<b>33,820,703</b>
<b>Operation of Non-Instructional Services:</b>									
	Salaries	696,453	933,419	1,024,760	1,125,408	970,643	992,425	997,588	992,381
	Fringe Benefits	441,442	460,395	438,123	377,196	335,205	367,187	391,514	416,579
	Purchase Services	347,105	353,800	387,559	449,016	1,430,804	1,419,737	1,419,724	1,336,607
	Materials and Supplies	606,029	522,886	619,418	608,096	133,469	132,469	132,469	132,469
	Capital Outlay	44,637	41,547	12,218	47,891	37,539	37,539	37,539	37,539
	Other Objects	19,731	20,932	22,186	23,059	22,500	22,500	22,500	22,500
<b>Total Operational of Non-Instructional Services</b>		<b>2,155,397</b>	<b>2,332,979</b>	<b>2,504,264</b>	<b>2,630,666</b>	<b>2,930,160</b>	<b>2,971,857</b>	<b>3,001,334</b>	<b>2,938,075</b>
<b>Extracurricular Activities</b>									
	Salaries	420,647	814,840	907,485	844,757	918,321	929,041	936,650	938,017
	Fringe Benefits	25,226	179,938	243,502	230,773	241,617	248,184	257,807	264,447
	Purchase Services	150,774	143,780	143,249	217,329	365,654	320,090	318,778	318,491
	Materials and Supplies	66,812	90,276	79,555	144,023	292,764	242,650	242,650	241,050
	Capital Outlay	1,177	758	6,161	15,043	85,288	56,522	56,075	56,075
	Other Objects	25,281	25,201	230,544	73,872	54,333	50,700	49,500	49,500
<b>Total Extracurricular Activities</b>		<b>689,917</b>	<b>1,254,793</b>	<b>1,610,496</b>	<b>1,525,797</b>	<b>1,957,977</b>	<b>1,847,187</b>	<b>1,861,460</b>	<b>1,867,580</b>
<b>Facilities Acquisition and Construction:</b>									
	Purchase Services	318,040	4,873,879	16,649,720	37,097,745	2,250,307	0	0	0
	Capital Outlay	0	155,982	37	59,552	978,965	184,010	142,308	0
<b>Total Facilities Acquisition and Construction</b>		<b>318,040</b>	<b>5,029,861</b>	<b>16,649,757</b>	<b>37,157,297</b>	<b>3,229,272</b>	<b>184,010</b>	<b>142,308</b>	<b>0</b>
<b>Debt Service:</b>									
	Principal Payment	3,506,148	2,681,901	2,021,284	1,834,604	1,873,554	1,938,164	2,018,468	2,094,497
	Interest and Fiscal Charges	534,369	4,484,964	3,419,182	3,298,365	3,215,056	3,141,571	3,063,650	2,990,034
<b>Total Debt Service</b>		<b>4,040,517</b>	<b>7,166,865</b>	<b>5,440,466</b>	<b>5,132,969</b>	<b>5,088,610</b>	<b>5,079,735</b>	<b>5,082,118</b>	<b>5,084,531</b>
<b>Total Expenditures</b>		<b>76,372,857</b>	<b>84,670,572</b>	<b>96,745,949</b>	<b>114,613,889</b>	<b>86,701,635</b>	<b>84,702,290</b>	<b>86,336,560</b>	<b>88,248,960</b>
<b>Excess of Revenues Over / (Under) Expenditures</b>		<b>86,900,041</b>	<b>(3,201,802)</b>	<b>(15,366,154)</b>	<b>(31,317,572)</b>	<b>(4,121,416)</b>	<b>(4,399,938)</b>	<b>(7,142,624)</b>	<b>(8,169,417)</b>

**STRONGSVILLE CITY SCHOOL DISTRICT**  
**CUYAHOGA COUNTY, OH**  
**STATEMENT OF REVENUES AND EXPENDITURES**  
**FY 2013 ACTUAL THROUGH PROJECTION TO FY 2020**  
**TOTAL GOVERNMENTAL FUNDS - LEVEL 2 FINANCIAL**

Function	Description	Fiscal Year 2013 Actual	Fiscal Year 2014 Actual	Fiscal Year 2015 Actual	Fiscal Year 2016 Actual	Fiscal Year 2017 Budget	Fiscal Year 2018 Projection	Fiscal Year 2019 Projection	Fiscal Year 2020 Projection
<b>Other Financing Sources / (Uses):</b>									
	Transfers Out	(2,072,920)	(3,444,197)	(332,630)	(1,121,463)	(1,453,039)	(1,326,845)	(1,224,469)	(1,109,543)
	Transfers In	2,027,659	3,538,881	270,023	1,125,238	1,339,923	1,206,845	1,104,469	989,543
	Advance In	624,595	0	0	0	0	0	0	0
	Advance Out	(624,595)	0	0	0	0	0	0	0
	Refund of Prior Year Expenditure	500	117,930	171,124	61,696	7,000	7,000	7,000	7,000
	Refund of Prior Year Receipt	(383)	(2,730)	0	6,554	0	0	0	0
	All Other Financing Sources	22,196	27,589	87,294	35,543	15,000	15,000	15,000	15,000
<b>Total Other Financing Sources / (Uses)</b>		<b>(22,948)</b>	<b>237,473</b>	<b>195,811</b>	<b>107,568</b>	<b>(91,116)</b>	<b>(98,000)</b>	<b>(98,000)</b>	<b>(98,000)</b>
<b>Net Change in Fund Balance</b>		<b>86,877,093</b>	<b>(2,964,329)</b>	<b>(15,170,343)</b>	<b>(31,210,004)</b>	<b>(4,212,532)</b>	<b>(4,497,938)</b>	<b>(7,240,624)</b>	<b>(8,267,417)</b>
<b>Cash Balance at Beginning of Fiscal Year</b>		8,346,108	95,223,201	92,258,872	77,088,529	45,878,525	41,665,993	37,168,055	29,927,431
<b>Cash Balance at End of Fiscal Year</b>		95,223,201	92,258,872	77,088,529	45,878,525	41,665,993	37,168,055	29,927,431	21,660,014
<b>Year End Encumbrances Appropriated</b>		6,032,634	8,960,492	51,633,099	18,212,775	18,325,554	18,324,989	18,324,989	18,324,989
<b>Unencumbered Fund Balance at End of Fiscal Year</b>		<b>\$89,190,567</b>	<b>\$83,298,380</b>	<b>\$25,455,430</b>	<b>\$27,665,750</b>	<b>\$23,340,439</b>	<b>\$18,843,066</b>	<b>\$11,602,442</b>	<b>\$3,335,025</b>

# GENERAL FUND SECTION

The budget statements contained in this section provide the detailed revenue and expenditures for the General Fund.

The general fund is used to account for all financial resources, except those required to be accounted for in another fund. The general fund is available to the School District for any purpose provided it is expended or transferred according to the general laws of Ohio.

The statements in this section contain the consolidated Level 3 statement of the general fund and the individual Level 4 statements each department and/or program within the general fund.

The departments and/or programs that make up the general fund are as follows:

- 
- Board of Education Members
  - Warehouse
  - Superintendent's Office
  - Curriculum and Instruction
  - Gifted Services
  - Technology
  - Media Specialist District Wide
  - Communications
  - Strongsville Early Learning Preschool
  - Pupil Services
  - Guidance District Wide
  - Nurses
  - Psychologists/Speech Therapist
  - Special Education Department
  - Transportation
  - Human Resources
  - Publications
  - Business Services
  - Treasurer's Office
  - Substitutes
  - Fixed Charges
  - Tuition to Other Districts
  - Academic Supplements & Advisors
  - Athletics
  - Chapman Elementary
  - Drake Elementary
  - Kinsner Elementary
  - Muraski Elementary
  - Surrarer Elementary
  - Whitney Elementary
  - Zellers Elementary
  - Albion Middle School
  - Center Middle School
  - Strongsville Middle School
  - Strongsville High School
  - Maintenance Plant Services
  - Custodians
  - Building and Grounds
  - Grounds Crew

**STRONGSVILLE CITY SCHOOL DISTRICT**  
**CUYAHOGA COUNTY, OH**  
**STATEMENT OF REVENUES AND EXPENDITURES**  
**FY 2013 ACTUAL THROUGH PROJECTION TO FY 2020**  
**GENERAL FUND - LEVEL 3 FINANCIAL**

Function	Description	Fiscal Year 2013 Actual	Fiscal Year 2014 Actual	Fiscal Year 2015 Actual	Fiscal Year 2016 Actual	Fiscal Year 2017 Budget	Fiscal Year 2018 Projection	Fiscal Year 2019 Projection	Fiscal Year 2020 Projection
<b>Revenues:</b>									
	<b>From Local Sources:</b>								
	Taxes	\$47,843,547	\$49,182,283	\$47,456,843	\$49,761,999	\$48,943,766	\$49,700,799	\$49,204,745	\$50,256,130
	Tuition	246,381	340,738	598,946	638,804	605,500	605,500	605,500	605,500
	Classroom Materials and Fees	311,428	51,740	134,671	34,467	116,000	116,000	116,000	116,000
	Earnings on Investments	3,698	9,919	16,559	37,333	20,000	20,000	20,000	20,000
	Extracurricular	348,982	206,010	207,369	215,738	200,000	200,000	200,000	200,000
	Other Local Revenues	2,263,828	2,234,477	3,361,209	2,678,193	2,551,500	2,551,500	2,551,499	2,551,499
	<b>Intergovernmental - State</b>	<b>19,287,335</b>	<b>19,697,461</b>	<b>19,769,460</b>	<b>19,418,785</b>	<b>18,992,762</b>	<b>16,301,043</b>	<b>15,699,370</b>	<b>15,556,805</b>
<b>Total Revenues</b>		<b>70,305,199</b>	<b>71,722,628</b>	<b>71,545,057</b>	<b>72,785,319</b>	<b>71,429,528</b>	<b>69,494,842</b>	<b>68,397,114</b>	<b>69,305,934</b>
<b>Instruction:</b>									
	Salaries	23,448,763	24,701,981	25,463,976	24,545,475	25,705,529	26,495,198	26,916,688	27,457,044
	Fringe Benefits	12,067,765	9,594,931	9,127,396	9,231,264	9,637,656	10,086,815	10,436,955	11,107,052
	Purchase Services	2,826,424	2,679,567	2,886,044	2,861,970	3,688,826	3,646,943	3,746,943	3,846,943
	Materials and Supplies	102,686	131,921	182,869	128,027	186,073	186,073	186,073	186,073
	Capital Outlay	7,746	30,338	25,306	62,040	66,880	66,880	66,880	66,880
	Other Objects	25	0	0	92	500	500	500	500
<b>Total Instruction</b>		<b>38,453,409</b>	<b>37,138,738</b>	<b>37,685,591</b>	<b>36,828,868</b>	<b>39,285,464</b>	<b>40,482,409</b>	<b>41,354,039</b>	<b>42,664,492</b>
<b>Support Services:</b>									
	Salaries	12,636,271	12,815,023	13,171,440	13,584,564	13,843,919	14,031,602	14,214,721	14,353,024
	Fringe Benefits	6,413,114	7,118,219	7,320,654	6,767,346	7,065,705	7,315,007	7,804,966	8,351,752
	Purchase Services	4,899,353	2,932,455	3,266,182	3,656,998	4,329,197	4,397,396	4,487,962	4,582,578
	Materials and Supplies	1,339,657	1,657,724	1,843,746	1,588,020	2,183,170	2,183,170	2,183,170	2,183,170
	Capital Outlay	686,606	233,567	310,256	351,136	953,723	953,723	953,723	953,723
	Other Objects	1,302,983	1,305,215	1,066,412	1,316,441	1,562,351	1,570,272	1,578,840	1,588,111
<b>Total Support Services</b>		<b>27,277,984</b>	<b>26,062,203</b>	<b>26,978,690</b>	<b>27,264,505</b>	<b>29,938,065</b>	<b>30,451,170</b>	<b>31,223,382</b>	<b>32,012,358</b>
<b>Extracurricular Activities</b>									
	Salaries	413,732	806,545	894,305	832,935	903,321	914,041	921,650	923,017
	Fringe Benefits	25,202	179,036	243,502	230,773	241,617	248,184	257,807	264,447
	Purchase Services	40,800	41,600	42,600	43,500	20,100	21,765	23,453	25,166
	Capital Outlay	0	0	0	0	25,000	10,000	10,000	10,000
<b>Total Extracurricular Activities</b>		<b>479,734</b>	<b>1,027,181</b>	<b>1,180,407</b>	<b>1,107,208</b>	<b>1,190,038</b>	<b>1,193,990</b>	<b>1,212,910</b>	<b>1,222,630</b>
<b>Facilities Acquisition and Construction:</b>									
	Capital Outlay	0	145,191	0	0	0	0	0	0
<b>Total Facilities Acquisition and Construction</b>		<b>0</b>	<b>145,191</b>	<b>0</b>	<b>0</b>	<b>0</b>	<b>0</b>	<b>0</b>	<b>0</b>
<b>Debt Service:</b>									
	Principal Payment	626,148	516,901	356,284	374,604	343,554	358,164	373,468	389,497
	Interest and Fiscal Charges	246,072	216,476	196,754	180,209	163,274	146,828	129,669	111,928
<b>Total Debt Service</b>		<b>872,220</b>	<b>733,377</b>	<b>553,038</b>	<b>554,813</b>	<b>506,828</b>	<b>504,992</b>	<b>503,137</b>	<b>501,425</b>
<b>Total Expenditures</b>		<b>67,083,347</b>	<b>65,106,690</b>	<b>66,397,726</b>	<b>65,755,394</b>	<b>70,920,395</b>	<b>72,632,561</b>	<b>74,293,468</b>	<b>76,400,905</b>
<b>Excess of Revenues Over / (Under) Expenditures</b>		<b>3,221,852</b>	<b>6,615,938</b>	<b>5,147,331</b>	<b>7,029,925</b>	<b>509,133</b>	<b>(3,137,719)</b>	<b>(5,896,354)</b>	<b>(7,094,971)</b>
<b>Other Financing Sources / (Uses):</b>									
	Transfers Out	(2,072,920)	(3,353,626)	(313,618)	(1,117,625)	(1,234,500)	(1,142,835)	(1,051,147)	(959,434)
	Transfers In	52,937	52,583	47,582	0	0	0	0	0
	Advance In	504,595	0	0	0	0	0	0	0
	Advance Out	(504,595)	0	0	0	0	0	0	0
	Refund of Prior Year Expenditure	500	117,930	171,124	61,696	7,000	7,000	7,000	7,000
	Refund of Prior Year Receipt	(383)	(2,472)	0	0	0	0	0	0
	All Other Financing Sources	22,196	27,589	87,294	35,543	15,000	15,000	15,000	15,000
<b>Total Other Financing Sources / (Uses)</b>		<b>(1,997,670)</b>	<b>(3,157,996)</b>	<b>(7,618)</b>	<b>(1,020,386)</b>	<b>(1,212,500)</b>	<b>(1,120,835)</b>	<b>(1,029,147)</b>	<b>(937,434)</b>
<b>Net Change in Fund Balance</b>		<b>1,224,182</b>	<b>3,457,942</b>	<b>5,139,713</b>	<b>6,009,539</b>	<b>(703,367)</b>	<b>(4,258,554)</b>	<b>(6,925,501)</b>	<b>(8,032,405)</b>
<b>Cash Balance at Beginning of Fiscal Year</b>		<b>2,535,355</b>	<b>3,759,537</b>	<b>7,217,479</b>	<b>12,357,192</b>	<b>18,366,731</b>	<b>17,663,364</b>	<b>13,404,810</b>	<b>6,479,309</b>
<b>Cash Balance at End of Fiscal Year</b>		<b>3,759,537</b>	<b>7,217,479</b>	<b>12,357,192</b>	<b>18,366,731</b>	<b>17,663,364</b>	<b>13,404,810</b>	<b>6,479,309</b>	<b>(1,553,096)</b>
<b>Year End Encumbrances Appropriated</b>		<b>503,124</b>	<b>763,796</b>	<b>1,092,092</b>	<b>988,614</b>	<b>1,100,000</b>	<b>1,100,000</b>	<b>1,100,000</b>	<b>1,100,000</b>
<b>Unencumbered Fund Balance at End of Fiscal Year</b>		<b>\$3,256,413</b>	<b>\$6,453,683</b>	<b>\$11,265,100</b>	<b>\$17,378,117</b>	<b>\$16,563,364</b>	<b>\$12,304,810</b>	<b>\$5,379,309</b>	<b>(\$2,653,096)</b>



**STRONGSVILLE CITY SCHOOL DISTRICT**

**CUYAHOGA COUNTY, OH**

**GENERAL FUND - DEPARTMENTAL STATEMENT OF EXPENDITURES (LEVEL 4 FINANCIALS)**

**GENERAL FUND TOTAL**

Function	Object	Description	Fiscal Year 2013 Actual	Fiscal Year 2014 Actual	Fiscal Year 2015 Actual	Fiscal Year 2016 Actual	Fiscal Year 2017 Budget	Fiscal Year 2018 Projection	Fiscal Year 2019 Projection	Fiscal Year 2020 Projection
<b>Instruction:</b>										
<i>Salaries:</i>										
111	Regular	Cert-Salary/Wages	\$17,629,088	\$22,950,659	\$23,661,844	\$22,631,838	\$23,687,915	\$24,465,441	\$24,872,768	\$25,399,347
112	Temp	Cert-Salary/Wages	2,151,479	422,686	350,974	438,146	492,000	492,000	492,000	492,000
113	Supplemental	Cert-Salary/Wages	892,593	241,825	138,716	124,893	159,312	159,312	159,312	159,312
119	Other	Cert Salaries	67,500	50,000	63,800	68,400	66,200	66,200	66,200	66,200
132	Certified Termination	Benefit	2,666,628	0	0	32,951	60,000	60,000	60,000	60,000
139	Other	Cert Compensation	41,475	40,875	63,375	67,288	67,650	67,650	67,650	67,650
141	Noncert Regular	Sal/Wages	0	949,773	1,115,449	1,105,795	1,077,552	1,089,695	1,103,858	1,117,635
142	Noncert Temp	Salary/Wages	0	40,183	61,998	69,884	85,500	85,500	85,500	85,500
149	Noncert Merit	Incentive	0	5,980	7,820	6,280	9,400	9,400	9,400	9,400
<b>Total Salaries</b>			<b>23,448,763</b>	<b>24,701,981</b>	<b>25,463,976</b>	<b>24,545,475</b>	<b>25,705,529</b>	<b>26,495,198</b>	<b>26,916,688</b>	<b>27,457,044</b>
<i>Fringe Benefits</i>										
211	STRS - Employer's	Share	4,599,588	3,445,492	3,340,046	3,565,766	3,434,637	3,543,483	3,600,499	3,674,228
212	STRS - "Pickup"		2,166,245	234,912	1,275	672	0	0	0	0
221	SERS - Employer's	Share	0	139,496	178,489	187,525	164,143	165,843	167,826	169,755
222	SERS - "Pickup"		12	89,586	70,638	8,617	0	0	0	0
229	SERS - "Surcharge"		0	48,134	16,006	17,798	101,000	101,000	101,000	101,000
241	Cert Medical/Hospital		4,808,358	4,562,125	4,302,907	4,214,240	4,378,722	4,688,642	4,949,144	5,444,573
242	Cert Life Insurance		73,815	54,290	56,599	56,347	58,832	60,471	61,051	61,942
249	Cert Other Insurance	Benefit	300,545	314,951	326,275	321,010	355,730	367,004	372,910	380,545
251	Noncert Medical/Hospital		0	560,419	670,935	662,144	706,891	768,606	848,642	936,673
252	Noncert Life Insurance		0	2,072	2,513	2,656	2,744	2,750	2,785	2,821
259	Noncert Other Insurance	Benefit	0	12,956	15,420	15,415	17,001	17,177	17,382	17,582
261	Certified Workers	Comp	118,324	92,421	116,289	166,246	315,841	319,649	266,059	268,193
262	Noncert Workers	Comp	0	18,007	5,507	8,478	22,116	22,189	19,656	19,740
281	Cert Unemployment	Insurance	878	17,313	24,493	4,350	80,000	30,000	30,000	30,000
291	Cert Other Retire/Insurance		0	2,757	4	0	0	0	0	0
<b>Total Fringe Benefits</b>			<b>12,067,765</b>	<b>9,594,931</b>	<b>9,127,396</b>	<b>9,231,264</b>	<b>9,637,656</b>	<b>10,086,815</b>	<b>10,436,955</b>	<b>11,107,052</b>
<i>Purchase Services</i>										
410	Professional	Services	623,427	0	0	0	0	0	0	0
411	Instruction	Services	0	0	59,458	170,962	220,000	220,000	220,000	220,000
412	Other Prof/Tech	Services	64	19,611	19,611	19,611	22,000	22,000	22,000	22,000
419	Other Prof/Tech	Services	0	73,761	75,066	59,870	75,449	75,449	75,449	75,449
423	Repairs/Maintenance	Services	4,948	3,098	8,511	2,732	4,650	4,650	4,650	4,650
439	Travel/Mileage/Meeting	Expense	4,826	4,186	4,876	3,426	6,900	6,900	6,900	6,900
443	Postage		100	0	29	147	1,325	1,325	1,325	1,325
461	Printing and Binding		0	148	928	517	10,000	10,000	10,000	10,000
471	Tuition Paid-Other Oh	District	54,890	63,863	29,937	41,503	63,000	63,000	63,000	63,000
473	Spec Ed. - Tuition and	Settlements	0	0	788,917	956,621	1,074,789	1,174,789	1,274,789	1,374,789
474	Excess	Cost	0	36,085	5,879	8,293	30,000	30,000	30,000	30,000
475	Spec Ed. - Indistrict	Payment	(6,107)	(15,768)	10,974	16,621	40,000	40,000	40,000	40,000
477	Open Enrollment	Indistrict	110,530	89,483	138,116	166,303	250,000	250,000	250,000	250,000
478	Community School-	Indistrict	715,222	926,453	1,076,214	751,063	850,000	850,000	850,000	850,000
479	Other Tuition	Payment	1,315,502	1,475,349	664,476	661,992	1,017,533	875,650	875,650	875,650
490	Other Purchased	Services	3,022	3,298	3,052	2,309	23,180	23,180	23,180	23,180
<b>Total Purchase Services</b>			<b>2,826,424</b>	<b>2,679,567</b>	<b>2,886,044</b>	<b>2,861,970</b>	<b>3,688,826</b>	<b>3,646,943</b>	<b>3,746,943</b>	<b>3,846,943</b>
<i>Supplies and Materials</i>										
511	Instructional	Supplies	86,315	116,274	133,027	88,913	121,316	121,316	121,316	121,316
512	Office	Supplies	1,973	2,364	1,547	1,972	2,550	2,550	2,550	2,550
514	Health/Hygiene	Supplies	2,554	3,905	2,436	2,567	3,950	3,950	3,950	3,950
516	Software	Materials	0	0	33,700	21,330	33,700	33,700	33,700	33,700
519	Other General	Supplies	10,723	8,588	11,409	12,552	14,557	14,557	14,557	14,557
523	Rebinding	Textbooks	0	0	0	0	2,000	2,000	2,000	2,000
573	Equipment and	Furniture	0	0	13	0	6,500	6,500	6,500	6,500
590	Other Supplies and	Materials	1,121	790	737	693	1,500	1,500	1,500	1,500
<b>Total Materials and Supplies</b>			<b>102,686</b>	<b>131,921</b>	<b>182,869</b>	<b>128,027</b>	<b>186,073</b>	<b>186,073</b>	<b>186,073</b>	<b>186,073</b>
<i>Capital Outlay</i>										
640	Equipment		7,746	30,338	25,306	62,040	66,880	66,880	66,880	66,880
<i>Other Objects</i>										
841	Membership-Professional	Organizations	25	0	0	0	500	500	500	500
889	Other Awards and	Prizes	0	0	0	92	0	0	0	0
<b>Total Other Objects</b>			<b>25</b>	<b>0</b>	<b>0</b>	<b>92</b>	<b>500</b>	<b>500</b>	<b>500</b>	<b>500</b>
<b>Total Instruction</b>			<b>38,453,409</b>	<b>37,138,738</b>	<b>37,685,591</b>	<b>36,828,868</b>	<b>39,285,464</b>	<b>40,482,409</b>	<b>41,354,039</b>	<b>42,664,492</b>

**STRONGSVILLE CITY SCHOOL DISTRICT**

**CUYAHOGA COUNTY, OH**

**GENERAL FUND - DEPARTMENTAL STATEMENT OF EXPENDITURES (LEVEL 4 FINANCIALS)**

**GENERAL FUND TOTAL**

Function	Object	Description	Fiscal Year 2013 Actual	Fiscal Year 2014 Actual	Fiscal Year 2015 Actual	Fiscal Year 2016 Actual	Fiscal Year 2017 Budget	Fiscal Year 2018 Projection	Fiscal Year 2019 Projection	Fiscal Year 2020 Projection
<b>Support Services:</b>										
<b>Salaries:</b>										
111	Regular Cert-Salary/Wages		3,610,953	4,242,822	4,342,329	4,259,037	4,262,019	4,377,728	4,470,430	4,529,611
112	Temp Cert-Salary/Wages		0	12,509	0	2,991	0	0	0	0
113	Supplemental Cert-Salary/Wages		39,276	225,269	256,691	239,470	248,163	250,039	251,326	251,720
116	Temp Cert Non-Contribute		0	0	0	0	0	0	0	0
119	Other Cert Salaries		0	6,600	7,600	8,000	13,100	13,100	13,100	13,100
141	Noncert Regular Sal/Wages		8,175,835	7,666,981	7,908,364	8,257,187	8,329,187	8,399,285	8,488,415	8,567,143
142	Noncert Temp Salary/Wages		246,599	230,119	223,881	298,493	327,500	327,500	327,500	327,500
143	Noncert Supplemental Salary/Wages		18,685	20,770	14,260	0	20,000	20,000	20,000	20,000
144	Noncertificated Overtime		205,313	264,208	276,458	359,598	419,100	419,100	419,100	419,100
149	Noncert Merit Incentive		119,042	83,820	76,332	92,050	93,500	93,500	93,500	93,500
162	Noncert Termination Benefit		156,243	0	0	0	60,000	60,000	60,000	60,000
169	Other Non-Certificated Compensation		42,200	44,050	47,400	51,988	51,350	51,350	51,350	51,350
171	Compensation of Board Members		22,125	17,875	18,125	15,750	20,000	20,000	20,000	20,000
<b>Total Salaries</b>			<b>12,636,271</b>	<b>12,815,023</b>	<b>13,171,440</b>	<b>13,584,564</b>	<b>13,843,919</b>	<b>14,031,602</b>	<b>14,214,721</b>	<b>14,353,024</b>
<b>Fringe Benefits</b>										
211	STRS - Employer's Share		0	618,848	655,528	677,250	633,260	649,721	662,880	671,221
212	STRS - "Pickup"		156,565	266,113	266,029	272,216	306,216	310,159	314,468	318,022
221	SERS - Employer's Share		1,527,352	1,202,799	1,413,252	1,490,833	1,544,888	1,354,702	1,367,181	1,378,203
222	SERS - "Pickup"		1,120,700	792,267	534,583	112,223	124,479	126,020	128,071	129,940
229	SERS - "Surcharge"		135,077	88,444	71,499	69,301	26,500	26,500	26,500	26,500
241	Cert Medical/Hospital		1,834	735,388	810,384	786,331	818,128	895,483	973,271	1,070,077
242	Cert Life Insurance		0	10,611	12,360	11,912	13,555	13,889	14,170	14,349
249	Cert Other Insurance Benefit		20,769	64,866	66,359	65,079	67,610	69,320	70,685	71,549
251	Noncert Medical/Hospital		3,229,530	3,062,711	3,241,350	3,012,423	3,268,832	3,604,492	3,985,422	4,407,426
252	Noncert Life Insurance		24,483	17,816	18,578	20,209	22,402	22,643	22,871	23,072
259	Noncert Other Insurance Benefit		122,110	109,810	114,856	124,446	135,623	136,642	137,933	139,076
261	Certified Workers Comp		0	14,121	20,259	28,225	37,452	38,167	33,737	34,097
262	Noncert Workers Comp		72,310	134,367	95,617	89,969	66,760	67,269	67,778	68,221
282	Noncert Unemployment Insurance		2,384	58	0	6,929	0	0	0	0
<b>Total Fringe Benefits</b>			<b>6,413,114</b>	<b>7,118,219</b>	<b>7,320,654</b>	<b>6,767,346</b>	<b>7,065,705</b>	<b>7,315,007</b>	<b>7,804,966</b>	<b>8,351,752</b>
<b>Purchase Services</b>										
410	Professional Services		1,783,691	11,043	279,102	400,236	337,000	337,000	337,000	337,000
411	Instruction Services		23,318	16,154	1,700	0	1,700	1,700	1,700	1,700
412	Other Prof/Tech Services		8,326	61,001	32,149	36,781	45,000	45,000	45,000	45,000
413	Health Services		37,500	43,386	37,454	44,378	48,200	48,200	48,200	48,200
414	Staff Services		0	0	0	0	0	0	0	0
415	Management Services		37,537	29,578	30,619	38,846	37,767	37,767	37,767	37,767
416	Data Processing Services		33,075	60,537	76,458	80,304	82,952	82,952	82,952	82,952
417	Statistical Services		0	0	0	0	0	0	0	0
418	Professional/Legal Services		639,323	340,560	285,722	234,245	563,151	563,151	563,151	563,151
419	Other Prof/Tech Services		162,596	131,250	80,466	117,423	115,500	115,500	115,500	115,500
422	Garbage Removal/Cleaning		36,930	43,648	42,603	51,943	73,549	76,494	79,554	82,736
423	Repairs/Maintenance Services		261,899	208,399	150,001	163,170	172,600	172,600	172,600	172,600
424	Property Insurance		126,438	139,427	171,383	182,735	190,775	204,129	218,418	233,708
431	Certified Travel Reimbursement		0	0	265	0	0	0	0	0
432	Cert Meeting Expense		9,858	7,556	6,803	7,562	10,000	10,000	10,000	10,000
439	Travel/Mileage/Meeting Expense		23,725	24,543	37,785	42,326	69,441	69,441	69,441	69,441
441	Telephone Service		48,426	40,542	43,245	51,991	55,000	55,000	55,000	55,000
443	Postage		18,893	18,562	15,141	16,035	26,042	26,042	26,042	26,042
444	Postage Machine Rental		3,988	3,924	3,924	3,597	4,700	4,700	4,700	4,700
446	Advertising		425	281	0	1,873	2,000	2,000	2,000	2,000
449	Other Communications Services		198,176	194,847	216,069	215,914	235,061	235,061	235,061	235,061
451	Electricity		812,212	917,485	990,770	1,219,801	1,200,000	1,248,000	1,297,920	1,349,837
452	Water and Sewage		225,669	168,117	142,529	208,856	240,000	249,600	259,584	269,967
453	Gas		164,899	243,087	308,477	151,629	320,000	332,800	346,113	359,957
461	Printing and Binding		6,054	4,936	2,715	1,487	5,600	5,600	5,600	5,600
483	Stud Transp-Other Sources		181,225	158,472	247,095	285,682	300,000	300,000	300,000	300,000
489	Other Pupil Transp Services		7,563	7,962	6,234	6,275	10,000	10,000	10,000	10,000
490	Other Purchased Services		47,607	56,626	56,457	93,754	182,143	163,643	163,643	163,643
499	Other Purchased Services		0	532	1,016	155	1,016	1,016	1,016	1,016
<b>Total Purchase Services</b>			<b>4,899,353</b>	<b>2,932,455</b>	<b>3,266,182</b>	<b>3,656,998</b>	<b>4,329,197</b>	<b>4,397,396</b>	<b>4,487,962</b>	<b>4,582,578</b>

**STRONGSVILLE CITY SCHOOL DISTRICT**

**CUYAHOGA COUNTY, OH**

**GENERAL FUND - DEPARTMENTAL STATEMENT OF EXPENDITURES (LEVEL 4 FINANCIALS)**

**GENERAL FUND TOTAL**

Function	Object	Description	Fiscal Year 2013 Actual	Fiscal Year 2014 Actual	Fiscal Year 2015 Actual	Fiscal Year 2016 Actual	Fiscal Year 2017 Budget	Fiscal Year 2018 Projection	Fiscal Year 2019 Projection	Fiscal Year 2020 Projection
<b>Supplies and Materials</b>										
	511	Instructional Supplies	23,914	35,260	353,944	153,670	360,200	360,200	360,200	360,200
	512	Office Supplies	44,879	54,279	46,038	53,436	87,800	87,800	87,800	87,800
	514	Health/Hygiene Supplies	746	204	251	1,921	5,000	5,000	5,000	5,000
	516	Software Materials	12,236	16,664	19,820	13,324	51,247	51,247	51,247	51,247
	519	Other General Supplies	9,377	8,825	10,607	10,868	11,228	11,228	11,228	11,228
	521	New Textbooks	309,996	570,998	465,254	574,463	506,250	506,250	506,250	506,250
	522	New Textbooks	9,327	11,308	19,858	8,546	23,000	23,000	23,000	23,000
	523	Rebinding Textbooks	0	4,099	3,013	620	6,500	6,500	6,500	6,500
	531	New Library Books	5,590	8,910	5,998	3,891	5,535	5,535	5,535	5,535
	532	Replacement Library Books	0	33	42	45	450	450	450	450
	542	Periodicals	1,109	908	1,086	931	1,702	1,702	1,702	1,702
	570	Sup/Mat. Oper/Maint/Repair	0	3,500	6,020	0	6,020	6,020	6,020	6,020
	572	Buildings	186,778	205,523	224,270	177,370	245,699	245,699	245,699	245,699
	573	Equipment and Furniture	74,546	77,930	117,474	94,158	113,189	113,189	113,189	113,189
	581	Parts-Maint/Rep Motor Vehicles	215,252	236,330	253,371	281,682	269,700	269,700	269,700	269,700
	582	Fuel	404,605	402,126	296,920	176,818	450,000	450,000	450,000	450,000
	583	Tires and Tubes	41,116	20,663	19,576	35,670	38,100	38,100	38,100	38,100
	590	Other Supplies and Materials	186	164	204	607	1,550	1,550	1,550	1,550
<b>Total Materials and Supplies</b>			<b>1,339,657</b>	<b>1,657,724</b>	<b>1,843,746</b>	<b>1,588,020</b>	<b>2,183,170</b>	<b>2,183,170</b>	<b>2,183,170</b>	<b>2,183,170</b>
<b>Capital Outlay</b>										
	640	Equipment	686,606	233,567	310,256	351,136	953,723	953,723	953,723	953,723
<b>Other Objects</b>										
	841	Membership-Professional Organizations	16,357	18,308	17,418	17,519	25,600	25,600	25,600	25,600
	843	Charges for Audit Exams	26,892	26,955	30,362	32,292	50,000	50,000	50,000	50,000
	844	County Board of Education Contributions	393,386	304,010	170,743	414,697	400,000	400,000	400,000	400,000
	845	Cnty Auditors/Treas Fees	498,674	627,107	605,909	579,741	600,000	600,000	600,000	600,000
	846	Election Expense	4,801	36,959	0	31,361	154,000	154,000	154,000	154,000
	847	Delinquent Land Taxes	268,645	179,122	142,919	128,885	180,000	180,000	180,000	180,000
	848	Bank Charges	10,434	25,239	7,098	5,903	20,000	20,000	20,000	20,000
	849	Other Dues and Fees	2,499	2,446	2,393	2,393	3,000	3,000	3,000	3,000
	851	Liability Insurance	69,130	78,808	81,088	91,088	99,751	107,672	116,240	125,511
	889	Other Awards and Prizes	12,165	6,261	8,482	5,662	30,000	30,000	30,000	30,000
	890	Other Misc. Expenditures	0	0	0	6,900	0	0	0	0
<b>Total Other Objects</b>			<b>1,302,983</b>	<b>1,305,215</b>	<b>1,066,412</b>	<b>1,316,441</b>	<b>1,562,351</b>	<b>1,570,272</b>	<b>1,578,840</b>	<b>1,588,111</b>
<b>Total Support Services</b>			<b>27,277,984</b>	<b>26,062,203</b>	<b>26,978,690</b>	<b>27,264,505</b>	<b>29,938,065</b>	<b>30,451,170</b>	<b>31,223,382</b>	<b>32,012,359</b>
<b>Extracurricular Activities</b>										
<b>Salaries:</b>										
	111	Regular Cert-Salary/Wages	22,279	90,337	91,820	88,634	500	500	500	500
	113	Supplemental Cert-Salary/Wages	154,298	501,239	583,626	521,709	615,000	624,225	630,468	630,468
	119	Other Cert Salaries	0	800	1,000	600	1,000	1,000	1,000	1,000
	141	Noncert Regular Sal/Wages	121,378	63,386	65,961	47,245	129,821	131,316	132,682	134,049
	143	Noncert Supplemental Salary/Wages	114,277	149,224	150,561	173,352	155,500	155,500	155,500	155,500
	144	Noncertificated Overtime	0	109	437	195	500	500	500	500
	149	Noncert Merit Incentive	1,500	1,450	900	1,200	1,000	1,000	1,000	1,000
<b>Total Salaries</b>			<b>413,732</b>	<b>806,545</b>	<b>894,305</b>	<b>832,935</b>	<b>903,321</b>	<b>914,041</b>	<b>921,650</b>	<b>923,017</b>
<b>Fringe Benefits</b>										
	211	STRS - Employer's Share	0	87,049	96,688	91,939	86,310	87,602	88,475	88,475
	212	STRS - "Pickup"	17,409	11,906	12,271	147	0	0	0	0
	221	SERS - Employer's Share	0	30,093	38,081	37,704	40,155	40,364	40,555	40,747
	222	SERS - "Pickup"	3,630	6,760	4,280	9,245	9,128	9,323	9,473	9,623
	229	SERS - "Surcharge"	443	869	40,431	40,097	41,000	41,000	41,000	41,000
	241	Cert Medical/Hospital	0	0	0	(559)	0	0	0	0
	242	Cert Life Insurance	0	295	332	280	0	0	0	0
	249	Cert Other Insurance Benefit	2,174	7,939	8,935	8,255	8,939	9,073	9,164	9,164
	251	Noncert Medical/Hospital	0	29,335	35,615	34,901	46,013	50,656	58,903	65,177
	252	Noncert Life Insurance	0	145	157	139	431	438	443	439
	259	Noncert Other Insurance Benefit	1,546	2,739	2,957	3,306	4,159	4,181	4,200	4,220
	261	Certified Workers Comp	0	1,751	2,734	3,833	3,742	3,798	3,835	3,835
	262	Noncert Workers Comp	0	155	1,021	1,486	1,741	1,750	1,758	1,766
<b>Total Fringe Benefits</b>			<b>25,202</b>	<b>179,036</b>	<b>243,502</b>	<b>230,773</b>	<b>241,617</b>	<b>248,184</b>	<b>257,807</b>	<b>264,447</b>
<b>Purchase Services</b>										
	490	Other Purchased Services	40,800	41,600	42,600	43,500	20,100	21,765	23,453	25,166

**STRONGSVILLE CITY SCHOOL DISTRICT**  
**CUYAHOGA COUNTY, OH**  
**GENERAL FUND - DEPARTMENTAL STATEMENT OF EXPENDITURES (LEVEL 4 FINANCIALS)**  
**GENERAL FUND TOTAL**

Function	Object	Description	Fiscal Year 2013 Actual	Fiscal Year 2014 Actual	Fiscal Year 2015 Actual	Fiscal Year 2016 Actual	Fiscal Year 2017 Budget	Fiscal Year 2018 Projection	Fiscal Year 2019 Projection	Fiscal Year 2020 Projection
<i>Capital Outlay</i>										
	640	Equipment	0	0	0	0	25,000	10,000	10,000	10,000
<b>Total Extracurricular Activities</b>			<b>479,734</b>	<b>1,027,181</b>	<b>1,180,407</b>	<b>1,107,208</b>	<b>1,190,038</b>	<b>1,193,990</b>	<b>1,212,910</b>	<b>1,222,629</b>
<i>Facilities Acquisition and Construction:</i>										
<i>Capital Outlay</i>										
	610	Land Acquisition	0	145,191	0	0	0	0	0	0
<b>Total Facilities Acquisition and Construction</b>			<b>0</b>	<b>145,191</b>	<b>0</b>	<b>0</b>	<b>0</b>	<b>0</b>	<b>0</b>	<b>0</b>
<i>Debt Service:</i>										
<i>Other Objects</i>										
	811	Serial Bonds - Principal	626,148	516,901	356,284	374,604	343,554	358,164	373,468	389,497
	821	Serial Bonds	246,072	216,476	196,754	180,209	163,274	146,828	129,669	111,928
<b>Total Debt Service</b>			<b>872,220</b>	<b>733,377</b>	<b>553,038</b>	<b>554,813</b>	<b>506,828</b>	<b>504,992</b>	<b>503,137</b>	<b>501,425</b>
<b>Total Expenditures</b>			<b>67,083,347</b>	<b>65,106,690</b>	<b>66,397,726</b>	<b>65,755,394</b>	<b>70,920,395</b>	<b>72,632,560</b>	<b>74,293,467</b>	<b>76,400,905</b>
<i>Other Financing Uses:</i>										
<i>Other Financing Uses</i>										
	910	Transfers Out	2,072,920	3,353,626	313,618	1,117,625	1,234,500	1,142,835	1,051,147	959,434
	921	Initial Advance Out	504,595	0	0	0	0	0	0	0
	930	Refund of Prior Year Receipt	383	2,472	0	0	0	0	0	0
<i>Total Other Uses of Funds</i>			<i>2,577,898</i>	<i>3,356,098</i>	<i>313,618</i>	<i>1,117,625</i>	<i>1,234,500</i>	<i>1,142,835</i>	<i>1,051,147</i>	<i>959,434</i>
<b>Total Expenditures and Other Financing Uses</b>			<b>\$69,661,245</b>	<b>\$68,462,788</b>	<b>\$66,711,344</b>	<b>\$66,873,019</b>	<b>\$72,154,895</b>	<b>\$73,775,395</b>	<b>\$75,344,614</b>	<b>\$77,360,339</b>

**STRONGSVILLE CITY SCHOOL DISTRICT**

**CUYAHOGA COUNTY, OH**

**GENERAL FUND - DEPARTMENTAL STATEMENT OF EXPENDITURES (LEVEL 4 FINANCIALS)**

**GENERAL FUND BUDGET CENTER: BOARD OF EDUCATION MEMBERS - 010**

			Fiscal Year 2013 Actual	Fiscal Year 2014 Actual	Fiscal Year 2015 Actual	Fiscal Year 2016 Actual	Fiscal Year 2017 Budget	Fiscal Year 2018 Projection	Fiscal Year 2019 Projection	Fiscal Year 2020 Projection
Function	Object	Description								
Support Services:										
Salaries:										
171		Compensation of Board Members	\$22,125	\$17,875	\$18,125	\$15,750	\$20,000	\$20,000	\$20,000	\$20,000
Fringe Benefits										
221		SERS - Employer's Share	0	1,965	2,694	2,045	2,800	2,800	2,800	2,800
229		SERS - "Surcharge"	0	2,037	1,467	990	2,000	2,000	2,000	2,000
259		Noncert Other Insurance Benefit	34	345	712	608	767	767	767	767
262		Noncert Workers Comp	0	0	81	103	121	121	121	121
Total Fringe Benefits			34	4,347	4,954	3,746	5,688	5,688	5,688	5,688
Purchase Services										
439		Travel/Mileage/Meeting Expense	(129)	835	921	275	3,200	3,200	3,200	3,200
490		Other Purchased Services	808	158	163	0	1,350	1,350	1,350	1,350
Total Purchase Services			679	993	1,084	275	4,550	4,550	4,550	4,550
Supplies and Materials										
542		Periodicals	150	150	150	150	250	250	250	250
590		Other Supplies and Materials	186	164	204	350	1,050	1,050	1,050	1,050
Total Materials and Supplies			336	314	354	500	1,300	1,300	1,300	1,300
Other Objects										
841		Membership-Professional Organizations	7,799	7,799	8,118	8,546	9,000	9,000	9,000	9,000
846		Election Expense	3,036	231	0	0	4,000	4,000	4,000	4,000
Total Other Objects			10,835	8,030	8,118	8,546	13,000	13,000	13,000	13,000
Total Expenditures and Other Financing Uses			\$34,009	\$31,559	\$32,635	\$28,817	\$44,538	\$44,538	\$44,538	\$44,538

**STRONGSVILLE CITY SCHOOL DISTRICT**

**CUYAHOGA COUNTY, OH**

**GENERAL FUND - DEPARTMENTAL STATEMENT OF EXPENDITURES (LEVEL 4 FINANCIALS)**

**GENERAL FUND BUDGET CENTER: WAREHOUSE - 090**

Function	Object	Description	Fiscal Year 2013 Actual	Fiscal Year 2014 Actual	Fiscal Year 2015 Actual	Fiscal Year 2016 Actual	Fiscal Year 2017 Budget	Fiscal Year 2018 Projection	Fiscal Year 2019 Projection	Fiscal Year 2020 Projection
<b>Support Services:</b>										
<i>Salaries:</i>										
141	Noncert Regular Sal/Wages		\$82,269	\$84,956	\$90,458	\$98,858	\$102,104	\$103,391	\$104,535	\$104,535
144	Noncertificated Overtime		2,097	1,868	879	1,645	2,000	2,000	2,000	2,000
149	Noncert Merit Incentive		0	1,400	200	1,600	1,400	1,400	1,400	1,400
<b>Total Salaries</b>			<b>84,366</b>	<b>88,224</b>	<b>91,537</b>	<b>102,103</b>	<b>105,504</b>	<b>106,791</b>	<b>107,935</b>	<b>107,935</b>
<i>Fringe Benefits</i>										
221	SERS - Employer's Share		2,616	12,068	12,199	13,968	14,771	14,951	15,111	15,111
222	SERS - "Pickup"		4,066	8,513	5,359	0	0	0	0	0
251	Noncert Medical/Hospital		9,497	40,726	44,161	42,718	45,544	50,483	55,915	61,890
252	Noncert Life Insurance		49	166	197	235	257	261	264	264
259	Noncert Other Insurance Benefit		539	1,230	1,279	1,432	1,530	1,548	1,565	1,565
262	Noncert Workers Comp		289	0	391	344	640	648	655	655
<b>Total Fringe Benefits</b>			<b>17,056</b>	<b>62,703</b>	<b>63,586</b>	<b>58,697</b>	<b>62,742</b>	<b>67,891</b>	<b>73,510</b>	<b>79,485</b>
<i>Purchase Services</i>										
423	Repairs/Maintenance Services		0	0	0	982	3,060	3,060	3,060	3,060
439	Travel/Mileage/Meeting Expense		28	0	0	106	100	100	100	100
<b>Total Purchase Services</b>			<b>28</b>	<b>0</b>	<b>0</b>	<b>1,088</b>	<b>3,160</b>	<b>3,160</b>	<b>3,160</b>	<b>3,160</b>
<i>Supplies and Materials</i>										
512	Office Supplies		1,000	587	189	610	1,000	1,000	1,000	1,000
572	Buildings		0	0	0	8,517	10,000	10,000	10,000	10,000
573	Equipment and Furniture		0	0	0	16,272	500	500	500	500
<b>Total Materials and Supplies</b>			<b>1,000</b>	<b>587</b>	<b>189</b>	<b>25,399</b>	<b>11,500</b>	<b>11,500</b>	<b>11,500</b>	<b>11,500</b>
<i>Capital Outlay</i>										
640	Equipment		0	0	664	99	670	670	670	670
<b>Total Expenditures and Other Financing Uses</b>			<b>\$102,450</b>	<b>\$151,514</b>	<b>\$155,976</b>	<b>\$187,386</b>	<b>\$183,576</b>	<b>\$190,012</b>	<b>\$196,775</b>	<b>\$202,750</b>

**STRONGSVILLE CITY SCHOOL DISTRICT**

**CUYAHOGA COUNTY, OH**

**GENERAL FUND - DEPARTMENTAL STATEMENT OF EXPENDITURES (LEVEL 4 FINANCIALS)**

**GENERAL FUND BUDGET CENTER: SUPERINTENDENT'S OFFICE - 110**

Function	Object	Description	Fiscal Year 2013 Actual	Fiscal Year 2014 Actual	Fiscal Year 2015 Actual	Fiscal Year 2016 Actual	Fiscal Year 2017 Budget	Fiscal Year 2018 Projection	Fiscal Year 2019 Projection	Fiscal Year 2020 Projection
<b>Support Services:</b>										
<i>Salaries:</i>										
	111	Regular Cert-Salary/Wages	\$132,016	\$132,939	\$135,473	\$134,590	\$139,533	\$140,000	\$140,000	\$140,000
	141	Noncert Regular Sal/Wages	133,651	96,469	93,947	60,626	57,993	59,800	61,000	62,200
	149	Noncert Merit Incentive	0	1,600	2,000	1,500	1,000	1,000	1,000	1,000
<b>Total Salaries</b>			<b>265,667</b>	<b>231,008</b>	<b>231,420</b>	<b>196,716</b>	<b>198,526</b>	<b>200,800</b>	<b>202,000</b>	<b>203,200</b>
<i>Fringe Benefits</i>										
	211	STRS - Employer's Share	0	18,501	18,595	9,150	19,535	19,600	19,600	19,600
	212	STRS - "Pickup"	6,666	15,960	17,731	18,773	22,270	22,344	22,344	22,344
	221	SERS - Employer's Share	0	12,793	12,540	8,174	8,259	8,512	8,680	8,848
	222	SERS - "Pickup"	6,423	10,194	10,138	6,568	6,379	6,573	6,710	6,842
	229	SERS - "Surcharge"	1,838	0	0	419	500	500	500	500
	241	Cert Medical/Hospital	0	18,339	21,191	21,818	22,041	24,215	25,763	28,339
	242	Cert Life Insurance	0	460	506	501	527	529	529	529
	249	Cert Other Insurance Benefit	1,740	3,968	4,123	4,296	4,046	4,060	4,060	4,060
	251	Noncert Medical/Hospital	0	42,030	43,396	26,264	23,241	25,415	27,837	30,830
	252	Noncert Life Insurance	0	306	339	212	219	226	231	235
	259	Noncert Other Insurance Benefit	730	1,292	1,314	866	855	881	899	916
	261	Certified Workers Comp	0	514	598	394	847	850	850	850
	262	Noncert Workers Comp	0	422	435	1,295	358	369	375	384
<b>Total Fringe Benefits</b>			<b>17,397</b>	<b>124,779</b>	<b>130,906</b>	<b>98,730</b>	<b>109,077</b>	<b>114,074</b>	<b>118,378</b>	<b>124,277</b>
<i>Purchase Services</i>										
	418	Professional/Legal Services	7,763	3,293	2,990	2,807	5,000	5,000	5,000	5,000
	439	Travel/Mileage/Meeting Expense	35	83	83	4,594	5,000	5,000	5,000	5,000
	490	Other Purchased Services	12,700	12,680	19,870	29,645	40,650	40,650	40,650	40,650
<b>Total Purchase Services</b>			<b>20,498</b>	<b>16,056</b>	<b>22,943</b>	<b>37,046</b>	<b>50,650</b>	<b>50,650</b>	<b>50,650</b>	<b>50,650</b>
<i>Supplies and Materials</i>										
	512	Office Supplies	793	889	717	952	1,000	1,000	1,000	1,000
	542	Periodicals	276	352	332	320	500	500	500	500
	590	Other Supplies and Materials	0	0	0	257	500	500	500	500
<b>Total Materials and Supplies</b>			<b>1,069</b>	<b>1,241</b>	<b>1,049</b>	<b>1,529</b>	<b>2,000</b>	<b>2,000</b>	<b>2,000</b>	<b>2,000</b>
<i>Capital Outlay</i>										
	640	Equipment	0	0	0	1,151	0	0	0	0
<i>Other Objects</i>										
	841	Membership-Professional Organizations	4,554	5,326	5,739	5,165	6,500	6,500	6,500	6,500
	844	County Board of Education Contributions	393,386	304,010	170,743	414,697	400,000	400,000	400,000	400,000
	889	Other Awards and Prizes	0	585	1,720	513	21,500	21,500	21,500	21,500
	890	Other Misc. Expenditures	0	0	0	6,900	0	0	0	0
<b>Total Other Objects</b>			<b>397,940</b>	<b>309,921</b>	<b>178,202</b>	<b>427,275</b>	<b>428,000</b>	<b>428,000</b>	<b>428,000</b>	<b>428,000</b>
<b>Total Expenditures and Other Financing Uses</b>			<b>\$702,571</b>	<b>\$683,005</b>	<b>\$564,520</b>	<b>\$762,447</b>	<b>\$788,253</b>	<b>\$795,524</b>	<b>\$801,028</b>	<b>\$808,127</b>

**STRONGSVILLE CITY SCHOOL DISTRICT**

**CUYAHOGA COUNTY, OH**

**GENERAL FUND - DEPARTMENTAL STATEMENT OF EXPENDITURES (LEVEL 4 FINANCIALS)**

**GENERAL FUND BUDGET CENTER: CURRICULUM AND INSTRUCTION - 115**

Function	Object	Description	Fiscal Year 2013 Actual	Fiscal Year 2014 Actual	Fiscal Year 2015 Actual	Fiscal Year 2016 Actual	Fiscal Year 2017 Budget	Fiscal Year 2018 Projection	Fiscal Year 2019 Projection	Fiscal Year 2020 Projection
<b>Support Services:</b>										
<i>Salaries:</i>										
111	Regular Cert-Salary/Wages		\$172,455	\$100,810	\$92,643	\$96,457	\$100,595	\$102,785	\$104,964	\$106,005
113	Supplemental Cert-Salary/Wages		0	34,006	35,066	35,554	38,000	38,000	38,000	38,000
119	Other Cert Salaries		0	400	200	0	0	0	0	0
141	Noncert Regular Sal/Wages		43,535	63,868	72,533	77,780	84,376	86,903	88,854	91,668
149	Noncert Merit Incentive		0	800	600	200	1,000	1,000	1,000	1,000
169	Other Non-Certificated Compensation		0	1,200	0	0	0	0	0	0
<b>Total Salaries</b>			<b>215,990</b>	<b>201,084</b>	<b>201,042</b>	<b>209,991</b>	<b>223,971</b>	<b>228,688</b>	<b>232,818</b>	<b>236,673</b>
<i>Fringe Benefits</i>										
211	STRS - Employer's Share		0	18,824	44,286	19,986	19,403	19,710	20,015	20,161
212	STRS - "Pickup"		7,276	11,337	10,431	14,049	16,494	16,844	17,191	17,357
221	SERS - Employer's Share		0	8,766	9,752	10,651	11,953	12,306	12,580	12,974
222	SERS - "Pickup"		4,205	6,544	6,187	4,336	4,924	5,102	5,222	5,342
241	Cert Medical/Hospital		0	7,175	7,663	7,984	8,357	9,193	10,113	11,124
242	Cert Life Insurance		0	318	347	361	391	399	407	411
249	Cert Other Insurance Benefit		973	2,005	1,844	1,882	2,010	2,041	2,073	2,088
251	Noncert Medical/Hospital		0	19,958	44,197	43,485	46,013	50,656	55,794	61,776
252	Noncert Life Insurance		0	148	205	239	219	277	284	292
259	Noncert Other Insurance Benefit		506	908	1,018	1,087	1,238	1,275	1,302	1,344
261	Certified Workers Comp		0	507	577	827	841	855	868	874
262	Noncert Workers Comp		0	724	313	472	519	533	545	562
<b>Total Fringe Benefits</b>			<b>12,960</b>	<b>77,214</b>	<b>126,820</b>	<b>105,359</b>	<b>112,362</b>	<b>119,191</b>	<b>126,394</b>	<b>134,305</b>
<i>Purchase Services</i>										
411	Instruction Services		23,318	16,154	1,700	0	1,700	1,700	1,700	1,700
412	Other Prof/Tech Services		8,326	61,001	32,149	36,781	45,000	45,000	45,000	45,000
439	Travel/Mileage/Meeting Expense		3,977	3,590	4,264	1,115	5,200	5,200	5,200	5,200
<b>Total Purchase Services</b>			<b>35,621</b>	<b>80,745</b>	<b>38,113</b>	<b>37,896</b>	<b>51,900</b>	<b>51,900</b>	<b>51,900</b>	<b>51,900</b>
<i>Supplies and Materials</i>										
511	Instructional Supplies		23,914	35,040	352,397	153,670	358,000	358,000	358,000	358,000
512	Office Supplies		4,117	4,277	990	430	3,500	3,500	3,500	3,500
521	New Textbooks		309,996	570,998	465,254	574,463	506,250	506,250	506,250	506,250
522	Replacement Textbooks		9,327	11,308	19,858	8,546	23,000	23,000	23,000	23,000
523	Rebinding Textbooks		0	4,099	3,013	620	6,500	6,500	6,500	6,500
<b>Total Materials and Supplies</b>			<b>347,354</b>	<b>625,722</b>	<b>841,512</b>	<b>737,729</b>	<b>897,250</b>	<b>897,250</b>	<b>897,250</b>	<b>897,250</b>
<i>Capital Outlay</i>										
640	Equipment		13,195	22,391	0	0	0	0	0	0
<i>Other Objects</i>										
841	Membership-Professional Organizations		2,750	2,750	0	0	0	0	0	0
<b>Total Expenditures and Other Financing Uses</b>			<b>\$627,870</b>	<b>\$1,009,906</b>	<b>\$1,207,487</b>	<b>\$1,090,975</b>	<b>\$1,285,483</b>	<b>\$1,297,029</b>	<b>\$1,308,362</b>	<b>\$1,320,128</b>



**STRONGSVILLE CITY SCHOOL DISTRICT**

CUYAHOGA COUNTY, OH

GENERAL FUND - DEPARTMENTAL STATEMENT OF EXPENDITURES (LEVEL 4 FINANCIALS)

GENERAL FUND BUDGET CENTER: GIFTED SERVICES - 116

Function	Object	Description	Fiscal Year 2013 Actual	Fiscal Year 2014 Actual	Fiscal Year 2015 Actual	Fiscal Year 2016 Actual	Fiscal Year 2017 Budget	Fiscal Year 2018 Projection	Fiscal Year 2019 Projection	Fiscal Year 2020 Projection
<b>Instruction:</b>										
		<i>Fringe Benefits</i>								
	261	Certified Workers Comp	\$0	\$934	\$1,262	\$1,983	\$0	\$0	\$0	\$0
		<i>Purchase Services</i>								
	412	Other Prof/Tech Services	64	19,611	19,611	19,611	22,000	22,000	22,000	22,000
	439	Travel/Mileage/Meeting Expense	117	89	0	0	0	0	0	0
		<b>Total Purchase Services</b>	<b>181</b>	<b>19,700</b>	<b>19,611</b>	<b>19,611</b>	<b>22,000</b>	<b>22,000</b>	<b>22,000</b>	<b>22,000</b>
		<i>Supplies and Materials</i>								
	512	Office Supplies	118	0	0	0	0	0	0	0
		<i>Other Objects</i>								
	841	Membership-Professional Organizations	25	0	0	0	500	500	500	500
<b>Total Instruction</b>			<b>324</b>	<b>20,634</b>	<b>20,873</b>	<b>21,594</b>	<b>22,500</b>	<b>22,500</b>	<b>22,500</b>	<b>22,500</b>
<b>Support Services:</b>										
		<i>Salaries:</i>								
	111	Regular Cert-Salary/Wages	67,299	72,305	5,519	0	0	0	0	0
	113	Supplemental Cert-Salary/Wages	0	5,077	462	0	0	0	0	0
		<b>Total Salaries</b>	<b>67,299</b>	<b>77,382</b>	<b>5,981</b>	<b>0</b>	<b>0</b>	<b>0</b>	<b>0</b>	<b>0</b>
		<i>Fringe Benefits</i>								
	211	STRS - Employer's Share	0	10,528	767	0	0	0	0	0
	212	STRS - "Pickup"	3,553	9,304	796	0	0	0	0	0
	241	Cert Medical/Hospital	0	15,464	1,429	0	0	0	0	0
	242	Cert Life Insurance	0	28	3	0	0	0	0	0
	249	Cert Other Insurance Benefit	459	1,101	84	0	0	0	0	0
	261	Certified Workers Comp	0	29	199	131	0	0	0	0
		<b>Total Fringe Benefits</b>	<b>4,012</b>	<b>36,454</b>	<b>3,278</b>	<b>131</b>	<b>0</b>	<b>0</b>	<b>0</b>	<b>0</b>
<b>Total Support Services</b>			<b>71,311</b>	<b>113,836</b>	<b>9,259</b>	<b>131</b>	<b>0</b>	<b>0</b>	<b>0</b>	<b>0</b>
<b>Total Expenditures and Other Financing Uses</b>			<b>\$71,635</b>	<b>\$134,470</b>	<b>\$30,132</b>	<b>\$21,725</b>	<b>\$22,500</b>	<b>\$22,500</b>	<b>\$22,500</b>	<b>\$22,500</b>

**STRONGSVILLE CITY SCHOOL DISTRICT**

**CUYAHOGA COUNTY, OH**

**GENERAL FUND - DEPARTMENTAL STATEMENT OF EXPENDITURES (LEVEL 4 FINANCIALS)**

**GENERAL FUND BUDGET CENTER: TECHNOGLY - 124**

Function	Object	Description	Fiscal Year 2013 Actual	Fiscal Year 2014 Actual	Fiscal Year 2015 Actual	Fiscal Year 2016 Actual	Fiscal Year 2017 Budget	Fiscal Year 2018 Projection	Fiscal Year 2019 Projection	Fiscal Year 2020 Projection
<b>Instruction:</b>										
		<i>Supplies and Materials</i>								
	516	Software Materials	\$0	\$0	\$33,700	\$21,330	\$33,700	\$33,700	\$33,700	\$33,700
<b>Total Insstruction</b>			<b>0</b>	<b>0</b>	<b>33,700</b>	<b>21,330</b>	<b>33,700</b>	<b>33,700</b>	<b>33,700</b>	<b>33,700</b>
<b>Support Services:</b>										
		<i>Salaries:</i>								
	111	Regular Cert-Salary/Wages	0	25,529	88,800	94,829	101,576	104,368	105,951	107,535
	113	Supplemental Cert-Salary/Wages	0	1,818	455	0	1,750	1,750	1,750	1,750
	119	Other Cert Salaries	0	200	600	1,000	1,000	1,000	1,000	1,000
	141	Noncert Regular Sal/Wages	503,298	454,916	491,555	564,497	591,812	596,934	603,559	608,570
	142	Noncert Temp Salary/Wages	0	0	124	0	0	0	0	0
	143	Noncert Supplemental Salary/Wages	18,685	20,770	14,260	0	20,000	20,000	20,000	20,000
	144	Noncertificated Overtime	781	8,607	17,281	19,440	25,000	25,000	25,000	25,000
	149	Noncert Merit Incentive	2,400	4,400	4,700	6,000	10,000	10,000	10,000	10,000
	169	Other Non-Certificated Compensation	1,350	2,550	1,800	1,200	1,350	1,350	1,350	1,350
<b>Total Salaries</b>			<b>526,514</b>	<b>518,790</b>	<b>619,575</b>	<b>686,966</b>	<b>752,488</b>	<b>760,402</b>	<b>768,610</b>	<b>775,205</b>
		<i>Fringe Benefits</i>								
	211	STRS - Employer's Share	0	3,557	12,324	14,592	14,606	14,996	15,218	15,440
	212	STRS - "Pickup"	0	3,309	11,697	13,795	16,491	16,936	17,189	17,442
	221	SERS - Employer's Share	55,954	66,845	70,741	79,802	90,743	91,460	92,387	93,089
	222	SERS - "Pickup"	46,800	49,683	40,841	23,566	25,994	25,900	26,259	26,455
	229	SERS - "Surcharge"	0	0	176	0	0	0	0	0
	241	Cert Medical/Hospital	0	2,930	7,838	8,053	8,431	9,275	10,202	11,222
	242	Cert Life Insurance	0	105	317	308	391	401	407	413
	249	Cert Other Insurance Benefit	0	393	1,292	1,372	1,513	1,553	1,576	1,599
	251	Noncert Medical/Hospital	135,738	170,039	176,452	164,993	185,703	204,317	225,349	247,153
	252	Noncert Life Insurance	805	1,297	1,352	1,476	1,791	1,822	1,822	1,822
	259	Noncert Other Insurance Benefit	6,590	6,946	7,497	8,389	9,396	9,473	9,569	9,641
	261	Certified Workers Comp	0	0	328	540	633	650	660	669
	262	Noncert Workers Comp	0	2,440	2,182	3,444	3,934	3,965	4,005	4,036
<b>Total Fringe Benefits</b>			<b>245,887</b>	<b>307,544</b>	<b>333,037</b>	<b>320,330</b>	<b>359,626</b>	<b>380,748</b>	<b>404,643</b>	<b>428,981</b>
		<i>Purchase Services</i>								
	416	Data Processing Services	29,773	56,769	73,040	73,383	70,952	70,952	70,952	70,952
	423	Repairs/Maintenance Services	6,861	7,718	733	1,465	5,000	5,000	5,000	5,000
	439	Travel/Mileage/Meeting Expense	4,081	4,291	4,569	4,609	4,586	4,586	4,586	4,586
	449	Other Communications Services	198,176	194,847	216,069	215,914	235,061	235,061	235,061	235,061
	490	Other Purchased Services	7,886	6,751	6,453	6,384	6,453	6,453	6,453	6,453
<b>Total Purchase Services</b>			<b>246,777</b>	<b>270,376</b>	<b>300,864</b>	<b>301,755</b>	<b>322,052</b>	<b>322,052</b>	<b>322,052</b>	<b>322,052</b>
		<i>Supplies and Materials</i>								
	512	Office Supplies	768	389	101	45	1,000	1,000	1,000	1,000
	516	Software Materials	12,236	16,664	19,820	11,979	46,247	46,247	46,247	46,247
	519	Other General Supplies	4,071	5,663	10,058	8,553	9,628	9,628	9,628	9,628
	570	Sup/Mat. Oper/Maint/Repair	0	3,500	6,020	0	6,020	6,020	6,020	6,020
	573	Equipment and Furniture	19,712	23,704	32,220	22,144	24,668	24,668	24,668	24,668
<b>Total Materials and Supplies</b>			<b>36,787</b>	<b>49,920</b>	<b>68,219</b>	<b>42,721</b>	<b>87,563</b>	<b>87,563</b>	<b>87,563</b>	<b>87,563</b>
		<i>Capital Outlay</i>								
	640	Equipment	65,519	58,544	92,881	190,110	703,456	703,456	703,456	703,456
<b>Total Support Services</b>			<b>1,121,484</b>	<b>1,205,174</b>	<b>1,414,576</b>	<b>1,541,882</b>	<b>2,225,185</b>	<b>2,254,221</b>	<b>2,286,324</b>	<b>2,317,257</b>
<b>Total Expenditures and Other Financing Uses</b>			<b>\$1,121,484</b>	<b>\$1,205,174</b>	<b>\$1,448,276</b>	<b>\$1,563,212</b>	<b>\$2,258,885</b>	<b>\$2,287,921</b>	<b>\$2,320,024</b>	<b>\$2,350,957</b>

**STRONGSVILLE CITY SCHOOL DISTRICT**

**CUYAHOGA COUNTY, OH**

**GENERAL FUND - DEPARTMENTAL STATEMENT OF EXPENDITURES (LEVEL 4 FINANCIALS)**

**GENERAL FUND BUDGET CENTER: MEDIA SPECIALIST DISTRICT WIDE - 127**

Function	Object	Description	Fiscal Year 2013 Actual	Fiscal Year 2014 Actual	Fiscal Year 2015 Actual	Fiscal Year 2016 Actual	Fiscal Year 2017 Budget	Fiscal Year 2018 Projection	Fiscal Year 2019 Projection	Fiscal Year 2020 Projection
<b>Support Services:</b>										
<i>Salaries:</i>										
111	Regular Cert-Salary/Wages		\$0	\$0	\$0	\$1,674	\$2,000	\$2,000	\$2,000	\$2,000
119	Other Cert Salaries		0	200	400	400	1,000	1,000	1,000	1,000
141	Noncert Regular Sal/Wages		144,311	22,731	0	0	0	0	0	0
142	Noncert Temp Salary/Wages		0	7,637	6,120	14,501	20,000	20,000	20,000	20,000
<b>Total Salaries</b>			<b>144,311</b>	<b>30,568</b>	<b>6,520</b>	<b>16,575</b>	<b>23,000</b>	<b>23,000</b>	<b>23,000</b>	<b>23,000</b>
<i>Fringe Benefits</i>										
211	STRS - Employer's Share		0	35	51	325	420	420	420	420
221	SERS - Employer's Share		0	3,492	12,736	17,868	2,800	2,800	2,800	2,800
222	SERS - "Pickup"		6,761	2,365	190	0	0	0	0	0
229	SERS - "Surcharge"		0	1,546	562	916	1,000	1,000	1,000	1,000
249	Cert Other Insurance Benefit		0	3	6	28	44	44	44	44
259	Noncert Other Insurance Benefit		848	412	89	210	290	290	290	290
261	Certified Workers Comp		0	742	1,038	1,496	18	18	18	18
262	Noncert Workers Comp		0	0	1,242	1,882	121	121	121	121
<b>Total Fringe Benefits</b>			<b>7,609</b>	<b>8,595</b>	<b>15,914</b>	<b>22,725</b>	<b>4,693</b>	<b>4,693</b>	<b>4,693</b>	<b>4,693</b>
<i>Supplies and Materials</i>										
532	Replacement Library Books		0	33	42	45	450	450	450	450
<b>Total Expenditures and Other Financing Uses</b>			<b>\$151,920</b>	<b>\$39,196</b>	<b>\$22,476</b>	<b>\$39,345</b>	<b>\$28,143</b>	<b>\$28,143</b>	<b>\$28,143</b>	<b>\$28,143</b>

**STRONGSVILLE CITY SCHOOL DISTRICT**

**CUYAHOGA COUNTY, OH**

**GENERAL FUND - DEPARTMENTAL STATEMENT OF EXPENDITURES (LEVEL 4 FINANCIALS)**

**GENERAL FUND BUDGET CENTER: COMMUNICATIONS - 130**

Function	Object	Description	Fiscal Year 2013 Actual	Fiscal Year 2014 Actual	Fiscal Year 2015 Actual	Fiscal Year 2016 Actual	Fiscal Year 2017 Budget	Fiscal Year 2018 Projection	Fiscal Year 2019 Projection	Fiscal Year 2020 Projection
<b>Support Services:</b>										
<i>Salaries:</i>										
141	Noncert Regular Sal/Wages		\$0	\$0	\$0	\$16,446	\$61,839	\$62,849	\$64,343	\$65,836
149	Noncert Merit Incentive		0	0	0	0	1,000	1,000	1,000	1,000
<b>Total Salaries</b>			<b>0</b>	<b>0</b>	<b>0</b>	<b>16,446</b>	<b>62,839</b>	<b>63,849</b>	<b>65,343</b>	<b>66,836</b>
<i>Fringe Benefits</i>										
221	SERS - Employer's Share		0	0	0	2,281	8,798	8,939	9,148	9,357
222	SERS - "Pickup"		0	0	0	1,809	6,802	6,913	7,078	7,242
251	Noncert Medical/Hospital		0	0	0	2,206	8,911	9,592	10,202	11,222
252	Noncert Life Insurance		0	0	0	57	234	238	243	249
259	Noncert Other Insurance Benefit		0	0	0	236	911	926	947	969
262	Noncert Workers Comp		0	0	0	0	381	387	397	406
<b>Total Fringe Benefits</b>			<b>0</b>	<b>0</b>	<b>0</b>	<b>6,589</b>	<b>26,037</b>	<b>26,995</b>	<b>28,015</b>	<b>29,445</b>
<i>Purchase Services</i>										
410	Professional Services		0	0	43,000	55,000	0	0	0	0
439	Travel/Mileage/Meeting Expense		0	0	0	337	2,000	2,000	2,000	2,000
490	Other Purchased Services		0	0	0	0	25,000	25,000	25,000	25,000
<b>Total Purchase Services</b>			<b>0</b>	<b>0</b>	<b>43,000</b>	<b>55,337</b>	<b>27,000</b>	<b>27,000</b>	<b>27,000</b>	<b>27,000</b>
<i>Supplies and Materials</i>										
512	Office Supplies		0	0	0	0	1,000	1,000	1,000	1,000
<i>Capital Outlay</i>										
640	Equipment		0	0	0	1,370	1,500	1,500	1,500	1,500
<i>Other Objects</i>										
841	Membership-Professional Organizations		0	0	0	0	400	400	400	400
<b>Total Expenditures and Other Financing Uses</b>			<b>\$0</b>	<b>\$0</b>	<b>\$43,000</b>	<b>\$79,742</b>	<b>\$118,776</b>	<b>\$120,744</b>	<b>\$123,258</b>	<b>\$126,181</b>

**STRONGSVILLE CITY SCHOOL DISTRICT**

CUYAHOGA COUNTY, OH

GENERAL FUND - DEPARTMENTAL STATEMENT OF EXPENDITURES (LEVEL 4 FINANCIALS)

GENERAL FUND BUDGET CENTER: STRONGSVILLE EARLY LEARNING PRESCHOOL - 141

Function	Object	Description	Fiscal Year 2013 Actual	Fiscal Year 2014 Actual	Fiscal Year 2015 Actual	Fiscal Year 2016 Actual	Fiscal Year 2017 Budget	Fiscal Year 2018 Projection	Fiscal Year 2019 Projection	Fiscal Year 2020 Projection
<b>Instruction:</b>										
<i>Salaries:</i>										
111	Regular	Cert-Salary/Wages	\$212,963	\$329,297	\$381,353	\$381,173	\$399,550	\$417,923	\$433,517	\$442,808
112	Temp	Cert-Salary/Wages	0	1,870	3,103	7,688	10,000	10,000	10,000	10,000
113	Supplemental	Cert-Salary/Wages	0	1,760	2,527	1,172	2,500	2,500	2,500	2,500
119	Other	Cert Salaries	0	1,100	2,100	1,600	4,900	4,900	4,900	4,900
141	Noncert	Regular Sal/Wages	0	90,954	116,624	124,821	131,291	134,743	137,031	138,891
142	Noncert	Temp Salary/Wages	0	2,452	5,385	6,183	8,000	8,000	8,000	8,000
149	Noncert	Merit Incentive	0	800	700	700	4,200	4,200	4,200	4,200
<b>Total Salaries</b>			<b>212,963</b>	<b>428,233</b>	<b>511,792</b>	<b>523,337</b>	<b>560,441</b>	<b>582,266</b>	<b>600,148</b>	<b>611,299</b>
<i>Fringe Benefits</i>										
211	STRS - Employer's	Share	0	46,531	53,672	59,799	58,373	60,945	63,128	64,429
221	SERS - Employer's	Share	0	13,220	16,399	18,087	20,089	20,572	20,892	21,153
222	SERS - "Pickup"		0	8,039	6,406	0	0	0	0	0
229	SERS - "Surcharge"		0	3,763	9,353	13,153	1,000	1,000	1,000	1,000
241	Cert Medical/Hospital		0	72,895	94,625	85,132	83,695	92,065	101,271	111,398
242	Cert Life Insurance		0	658	889	949	1,005	1,055	1,094	1,118
249	Cert Other Insurance Benefit		0	4,123	5,344	5,403	6,046	6,312	6,538	6,673
251	Noncert Medical/Hospital		0	59,581	88,653	75,954	78,840	86,724	95,397	104,937
252	Noncert Life Insurance		0	181	254	304	334	340	346	351
259	Noncert Other Insurance Benefit		0	1,148	1,489	1,633	2,081	2,131	2,164	2,191
261	Certified Workers Comp		0	0	0	2,430	2,530	2,642	2,737	2,793
262	Noncert Workers Comp		0	0	0	0	871	892	906	917
<b>Total Fringe Benefits</b>			<b>0</b>	<b>210,139</b>	<b>277,084</b>	<b>262,844</b>	<b>254,863</b>	<b>274,678</b>	<b>295,473</b>	<b>316,960</b>
<i>Purchase Services</i>										
419	Other Prof/Tech Services		0	1,291	1,377	1,470	2,250	2,250	2,250	2,250
423	Repairs/Maintenance Services		0	0	49	100	150	150	150	150
439	Travel/Mileage/Meeting Expense		718	502	432	334	1,000	1,000	1,000	1,000
443	Postage		100	0	0	0	75	75	75	75
<b>Total Purchase Services</b>			<b>818</b>	<b>1,793</b>	<b>1,858</b>	<b>1,904</b>	<b>3,475</b>	<b>3,475</b>	<b>3,475</b>	<b>3,475</b>
<i>Supplies and Materials</i>										
511	Instructional Supplies		3,168	2,559	3,453	2,959	4,200	4,200	4,200	4,200
512	Office Supplies		849	797	811	847	900	900	900	900
514	Health/Hygiene Supplies		84	98	106	108	150	150	150	150
<b>Total Materials and Supplies</b>			<b>4,101</b>	<b>3,454</b>	<b>4,370</b>	<b>3,914</b>	<b>5,250</b>	<b>5,250</b>	<b>5,250</b>	<b>5,250</b>
<i>Capital Outlay</i>										
640	Equipment		0	0	0	0	2,480	2,480	2,480	2,480
<b>Total Insutruction</b>			<b>217,882</b>	<b>643,619</b>	<b>795,104</b>	<b>791,999</b>	<b>826,509</b>	<b>868,149</b>	<b>906,826</b>	<b>939,464</b>
<b>Support Services:</b>										
<i>Salaries:</i>										
111	Regular	Cert-Salary/Wages	0	0	0	42,447	92,932	94,860	96,143	96,250
112	Temp	Cert-Salary/Wages	0	0	0	2,991	0	0	0	0
113	Supplemental	Cert-Salary/Wages	39,276	43,037	39,669	43,978	6,000	6,000	6,000	6,000
141	Noncert	Regular Sal/Wages	0	0	0	0	46,012	46,012	46,232	46,232
149	Noncert	Merit Incentive	0	0	200	0	0	0	0	0
<b>Total Salaries</b>			<b>39,276</b>	<b>43,037</b>	<b>39,869</b>	<b>89,416</b>	<b>144,944</b>	<b>146,872</b>	<b>148,375</b>	<b>148,482</b>
<i>Fringe Benefits</i>										
211	STRS - Employer's	Share	0	0	0	11,566	13,850	14,120	14,300	14,315
212	STRS - "Pickup"		0	0	0	7,092	15,790	16,097	16,302	16,319
221	SERS - Employer's	Share	0	6,298	5,316	6,005	6,442	6,442	6,472	6,472
222	SERS - "Pickup"		1,932	3,687	2,315	0	0	0	0	0
241	Cert Medical/Hospital		0	0	0	0	8,431	9,275	10,672	11,222
242	Cert Life Insurance		0	0	0	0	374	381	386	387
249	Cert Other Insurance Benefit		0	0	0	654	1,435	1,462	1,481	1,483
251	Noncert Medical/Hospital		0	18,776	22,081	24,368	22,772	25,241	27,958	30,945
252	Noncert Life Insurance		0	49	83	105	115	116	116	117
259	Noncert Other Insurance Benefit		264	590	537	596	667	667	670	670
261	Certified Workers Comp		0	0	0	0	600	612	620	621
262	Noncert Workers Comp		0	0	0	0	279	279	281	281
<b>Total Fringe Benefits</b>			<b>2,196</b>	<b>29,400</b>	<b>30,332</b>	<b>50,386</b>	<b>70,756</b>	<b>74,693</b>	<b>79,258</b>	<b>82,832</b>

**STRONGSVILLE CITY SCHOOL DISTRICT**

*CUYAHOGA COUNTY, OH*

*GENERAL FUND - DEPARTMENTAL STATEMENT OF EXPENDITURES (LEVEL 4 FINANCIALS)*

*GENERAL FUND BUDGET CENTER: STRONGSVILLE EARLY LEARNING PRESCHOOL - 141*

Function	Object	Description	Fiscal Year 2013 Actual	Fiscal Year 2014 Actual	Fiscal Year 2015 Actual	Fiscal Year 2016 Actual	Fiscal Year 2017 Budget	Fiscal Year 2018 Projection	Fiscal Year 2019 Projection	Fiscal Year 2020 Projection
		<i>Purchase Services</i>								
	422	Garbage Removal/Cleaning	0	1,366	1,824	1,993	1,969	2,048	2,130	2,215
	423	Repairs/Maintenance Services	0	0	0	1,911	3,390	3,390	3,390	3,390
	439	Travel/Mileage/Meeting Expense	0	0	0	365	0	0	0	0
	461	Printing and Binding	78	24	125	48	100	100	100	100
		<i>Total Purchase Services</i>	<i>78</i>	<i>1,390</i>	<i>1,949</i>	<i>4,317</i>	<i>5,459</i>	<i>5,538</i>	<i>5,620</i>	<i>5,705</i>
		<i>Supplies and Materials</i>								
	531	New Library Books	191	57	0	27	200	200	200	200
	572	Buildings	0	0	0	4,528	4,200	4,200	4,200	4,200
	573	Equipment and Furniture	0	0	0	1,510	1,650	1,650	1,650	1,650
		<i>Total Materials and Supplies</i>	<i>191</i>	<i>57</i>	<i>0</i>	<i>6,065</i>	<i>6,050</i>	<i>6,050</i>	<i>6,050</i>	<i>6,050</i>
		<i>Other Objects</i>								
	841	Membership-Professional Organizations	0	0	0	0	150	150	150	150
		<b>Total Support Services</b>	<b>41,741</b>	<b>73,884</b>	<b>72,150</b>	<b>150,184</b>	<b>227,359</b>	<b>233,303</b>	<b>239,453</b>	<b>243,218</b>
		<b>Total Expenditures and Other Financing Uses</b>	<b>\$259,623</b>	<b>\$717,503</b>	<b>\$867,254</b>	<b>\$942,183</b>	<b>\$1,053,868</b>	<b>\$1,101,452</b>	<b>\$1,146,279</b>	<b>\$1,182,682</b>

**STRONGSVILLE CITY SCHOOL DISTRICT**

**CUYAHOGA COUNTY, OH**

**GENERAL FUND - DEPARTMENTAL STATEMENT OF EXPENDITURES (LEVEL 4 FINANCIALS)**

**GENERAL FUND BUDGET CENTER: PUPIL SERVICES - 142**

Function	Object	Description	Fiscal Year 2013 Actual	Fiscal Year 2014 Actual	Fiscal Year 2015 Actual	Fiscal Year 2016 Actual	Fiscal Year 2017 Budget	Fiscal Year 2018 Projection	Fiscal Year 2019 Projection	Fiscal Year 2020 Projection
<b>Support Services:</b>										
<i>Salaries:</i>										
111	Regular Cert-Salary/Wages		\$111,748	\$109,639	\$101,715	\$60,846	\$0	\$0	\$0	\$0
113	Supplemental Cert-Salary/Wages		0	5,077	6,000	3,901	0	0	0	0
119	Other Cert Salaries		0	0	600	0	0	0	0	0
141	Noncert Regular Sal/Wages		124,230	126,828	132,428	103,678	91,644	91,644	91,644	91,644
144	Noncertificated Overtime		0	406	148	167	500	500	500	500
149	Noncert Merit Incentive		0	1,200	1,000	2,200	2,000	2,000	2,000	2,000
<b>Total Salaries</b>			<b>235,978</b>	<b>243,150</b>	<b>241,891</b>	<b>170,792</b>	<b>94,144</b>	<b>94,144</b>	<b>94,144</b>	<b>94,144</b>
<i>Fringe Benefits</i>										
211	STRS - Employer's Share		0	16,068	14,870	6,927	0	0	0	0
212	STRS - "Pickup"		5,262	13,784	14,240	8,943	0	0	0	0
221	SERS - Employer's Share		0	17,618	17,810	11,484	13,180	13,180	13,180	13,180
222	SERS - "Pickup"		6,306	12,977	10,266	3,554	0	0	0	0
229	SERS - "Surcharge"		0	2,006	0	0	1,000	1,000	1,000	1,000
249	Cert Other Insurance Benefit		683	1,700	1,558	929	0	0	0	0
251	Noncert Medical/Hospital		0	63,892	73,408	51,490	45,545	50,483	55,915	61,891
252	Noncert Life Insurance		0	681	744	468	231	231	231	231
259	Noncert Other Insurance Benefit		799	1,792	1,880	1,457	1,365	1,365	1,365	1,365
261	Certified Workers Comp		0	921	477	741	0	0	0	0
262	Noncert Workers Comp		0	4,021	574	889	571	571	571	571
<b>Total Fringe Benefits</b>			<b>13,050</b>	<b>135,460</b>	<b>135,827</b>	<b>86,882</b>	<b>61,892</b>	<b>66,830</b>	<b>72,262</b>	<b>78,238</b>
<i>Purchase Services</i>										
418	Professional/Legal Services		95,954	127,980	48,141	75,777	135,925	135,925	135,925	135,925
439	Travel/Mileage/Meeting Expense		289	496	283	668	1,400	1,400	1,400	1,400
490	Other Purchased Services		20,976	33,074	24,520	36,730	73,690	55,190	55,190	55,190
<b>Total Purchase Services</b>			<b>117,219</b>	<b>161,550</b>	<b>72,944</b>	<b>113,175</b>	<b>211,015</b>	<b>192,515</b>	<b>192,515</b>	<b>192,515</b>
<i>Supplies and Materials</i>										
512	Office Supplies		584	2,776	867	2,185	1,500	1,500	1,500	1,500
<i>Capital Outlay</i>										
640	Equipment		0	13,145	14,473	15,785	25,100	25,100	25,100	25,100
<i>Other Objects</i>										
841	Membership-Professional Organizations		0	0	0	100	200	200	200	200
<b>Total Expenditures and Other Financing Uses</b>			<b>\$366,831</b>	<b>\$556,081</b>	<b>\$466,002</b>	<b>\$388,919</b>	<b>\$393,851</b>	<b>\$380,289</b>	<b>\$385,721</b>	<b>\$391,697</b>

**STRONGSVILLE CITY SCHOOL DISTRICT**

**CUYAHOGA COUNTY, OH**

**GENERAL FUND - DEPARTMENTAL STATEMENT OF EXPENDITURES (LEVEL 4 FINANCIALS)**

**GENERAL FUND BUDGET CENTER: Guidance District Wide -143**

Function	Object	Description	Fiscal Year 2013 Actual	Fiscal Year 2014 Actual	Fiscal Year 2015 Actual	Fiscal Year 2016 Actual	Fiscal Year 2017 Budget	Fiscal Year 2018 Projection	Fiscal Year 2019 Projection	Fiscal Year 2020 Projection
<b>Support Services:</b>										
<i>Salaries:</i>										
111	Regular Cert-Salary/Wages		\$124,067	\$70,174	\$14,140	\$0	\$0	\$0	\$0	\$0
113	Supplemental Cert-Salary/Wages		0	12,826	30,051	38,102	46,000	46,000	46,000	46,000
119	Other Cert Salaries		0	1,400	1,200	1,600	1,400	1,400	1,400	1,400
<b>Total Salaries</b>			<b>124,067</b>	<b>84,400</b>	<b>45,391</b>	<b>39,702</b>	<b>47,400</b>	<b>47,400</b>	<b>47,400</b>	<b>47,400</b>
<i>Fringe Benefits</i>										
211	STRS - Employer's Share		0	8,428	6,222	6,123	6,636	6,636	6,636	6,636
212	STRS - "Pickup"		4,396	1,567	0	0	0	0	0	0
242	Cert Life Insurance		0	354	77	0	0	0	0	0
249	Cert Other Insurance Benefit		587	1,188	636	547	687	687	687	687
261	Certified Workers Comp		0	2,159	3,887	5,725	288	288	288	288
262	Noncert Workers Comp		0	359	297	429	0	0	0	0
<b>Total Fringe Benefits</b>			<b>4,983</b>	<b>14,055</b>	<b>11,119</b>	<b>12,824</b>	<b>7,611</b>	<b>7,611</b>	<b>7,611</b>	<b>7,611</b>
<i>Purchase Services</i>										
439	Travel/Mileage/Meeting Expense		432	510	419	139	1,100	1,100	1,100	1,100
<i>Supplies and Materials</i>										
511	Instructional Supplies		0	0	1,547	0	2,200	2,200	2,200	2,200
<b>Total Expenditures and Other Financing Uses</b>			<b>\$129,482</b>	<b>\$98,965</b>	<b>\$58,476</b>	<b>\$52,665</b>	<b>\$58,311</b>	<b>\$58,311</b>	<b>\$58,311</b>	<b>\$58,311</b>



**STRONGSVILLE CITY SCHOOL DISTRICT**

**CUYAHOGA COUNTY, OH**

**GENERAL FUND - DEPARTMENTAL STATEMENT OF EXPENDITURES (LEVEL 4 FINANCIALS)**

**GENERAL FUND BUDGET CENTER: NURSES - 144**

Function	Object	Description	Fiscal Year 2013 Actual	Fiscal Year 2014 Actual	Fiscal Year 2015 Actual	Fiscal Year 2016 Actual	Fiscal Year 2017 Budget	Fiscal Year 2018 Projection	Fiscal Year 2019 Projection	Fiscal Year 2020 Projection
<b>Support Services:</b>										
<i>Salaries:</i>										
111	Regular Cert-Salary/Wages		\$55,603	\$76,015	\$78,653	\$76,241	\$77,820	\$79,379	\$80,221	\$80,320
119	Other Cert Salaries		0	200	0	0	0	0	0	0
141	Noncert Regular Sal/Wages		36,553	38,087	40,999	44,810	45,822	45,822	45,822	45,822
149	Noncert Merit Incentive		0	0	600	800	1,000	1,000	1,000	1,000
<b>Total Salaries</b>			<b>92,156</b>	<b>114,302</b>	<b>120,252</b>	<b>121,851</b>	<b>124,642</b>	<b>126,201</b>	<b>127,043</b>	<b>127,142</b>
<i>Fringe Benefits</i>										
211	STRS - Employer's Share		0	10,623	10,770	11,608	10,895	11,113	11,231	11,245
212	STRS - "Pickup"		1,960	781	0	0	0	0	0	0
221	SERS - Employer's Share		0	5,208	5,544	6,220	6,555	6,555	6,555	6,555
222	SERS - "Pickup"		1,793	3,736	2,392	0	0	0	0	0
241	Cert Medical/Hospital		0	16,991	18,239	18,666	18,981	20,879	22,967	25,264
242	Cert Life Insurance		0	158	187	194	196	200	202	202
249	Cert Other Insurance Benefit		270	1,067	1,085	1,049	1,128	1,150	1,163	1,165
251	Noncert Medical/Hospital		0	18,776	22,081	21,359	22,772	25,242	27,958	30,945
252	Noncert Life Insurance		0	83	94	106	116	116	116	116
259	Noncert Other Insurance Benefit		236	528	578	636	679	679	679	679
261	Certified Workers Comp		0	0	349	497	472	482	487	487
262	Noncert Workers Comp		0	0	173	269	284	284	284	284
<b>Total Fringe Benefits</b>			<b>4,259</b>	<b>57,951</b>	<b>61,492</b>	<b>60,604</b>	<b>62,078</b>	<b>66,700</b>	<b>71,642</b>	<b>76,942</b>
<i>Purchase Services</i>										
410	Professional Services		0	0	236,102	333,870	325,000	325,000	325,000	325,000
439	Travel/Mileage/Meeting Expense		449	641	665	669	1,000	1,000	1,000	1,000
<b>Total Purchase Services</b>			<b>449</b>	<b>641</b>	<b>236,767</b>	<b>334,539</b>	<b>326,000</b>	<b>326,000</b>	<b>326,000</b>	<b>326,000</b>
<i>Supplies and Materials</i>										
514	Health/Hygiene Supplies		746	204	251	1,921	5,000	5,000	5,000	5,000
<b>Total Expenditures and Other Financing Uses</b>			<b>\$97,610</b>	<b>\$173,098</b>	<b>\$418,762</b>	<b>\$518,915</b>	<b>\$517,720</b>	<b>\$523,901</b>	<b>\$529,685</b>	<b>\$535,084</b>

**STRONGSVILLE CITY SCHOOL DISTRICT**

**CUYAHOGA COUNTY, OH**

**GENERAL FUND - DEPARTMENTAL STATEMENT OF EXPENDITURES (LEVEL 4 FINANCIALS)**

**GENERAL FUND BUDGET CENTER: PSYCHOLOGISTS/SPEECH THERAPIST - 145**

Function	Object	Description	Fiscal Year 2013 Actual	Fiscal Year 2014 Actual	Fiscal Year 2015 Actual	Fiscal Year 2016 Actual	Fiscal Year 2017 Budget	Fiscal Year 2018 Projection	Fiscal Year 2019 Projection	Fiscal Year 2020 Projection
<b>Support Services:</b>										
<i>Salaries:</i>										
111	Regular Cert-Salary/Wages		\$750,534	\$1,119,896	\$1,208,365	\$1,147,015	\$1,190,594	\$1,234,691	\$1,265,606	\$1,279,848
112	Temp Cert-Salary/Wages		0	12,509	0	0	0	0	0	0
113	Supplemental Cert-Salary/Wages		0	34,656	39,287	38,399	56,720	58,572	59,744	60,138
119	Other Cert Salaries		0	600	800	1,000	1,000	1,000	1,000	1,000
141	Noncert Regular Sal/Wages		0	3,957	0	0	0	0	0	0
<b>Total Salaries</b>			<b>750,534</b>	<b>1,171,618</b>	<b>1,248,452</b>	<b>1,186,414</b>	<b>1,248,314</b>	<b>1,294,263</b>	<b>1,326,350</b>	<b>1,340,986</b>
<i>Fringe Benefits</i>										
211	STRS - Employer's Share		0	162,636	171,752	181,308	174,764	181,197	185,689	187,738
212	STRS - "Pickup"		27,767	9,710	0	0	0	0	0	0
221	SERS - Employer's Share		0	1,318	0	0	0	0	0	0
222	SERS - "Pickup"		0	164	0	0	0	0	0	0
241	Cert Medical/Hospital		0	177,157	200,997	210,164	213,123	234,436	257,879	283,666
242	Cert Life Insurance		0	2,177	2,762	2,894	3,141	3,265	3,345	3,382
249	Cert Other Insurance Benefit		3,563	16,212	17,371	16,421	18,100	18,766	19,232	19,444
259	Noncert Other Insurance Benefit		0	102	0	0	0	0	0	0
261	Certified Workers Comp		0	3,398	5,423	7,748	7,576	7,855	8,050	8,138
<b>Total Fringe Benefits</b>			<b>31,330</b>	<b>372,874</b>	<b>398,305</b>	<b>418,535</b>	<b>416,704</b>	<b>445,519</b>	<b>474,195</b>	<b>502,368</b>
<i>Purchase Services</i>										
410	Professional Services		0	11,043	0	11,366	12,000	12,000	12,000	12,000
439	Travel/Mileage/Meeting Expense		1,232	731	1,775	2,315	2,150	2,150	2,150	2,150
<b>Total Purchase Services</b>			<b>1,232</b>	<b>11,774</b>	<b>1,775</b>	<b>13,681</b>	<b>14,150</b>	<b>14,150</b>	<b>14,150</b>	<b>14,150</b>
<b>Total Expenditures and Other Financing Uses</b>			<b>\$783,096</b>	<b>\$1,556,266</b>	<b>\$1,648,532</b>	<b>\$1,618,630</b>	<b>\$1,679,168</b>	<b>\$1,753,932</b>	<b>\$1,814,695</b>	<b>\$1,857,504</b>

**STRONGSVILLE CITY SCHOOL DISTRICT**

**CUYAHOGA COUNTY, OH**

**GENERAL FUND - DEPARTMENTAL STATEMENT OF EXPENDITURES (LEVEL 4 FINANCIALS)**

**GENERAL FUND BUDGET CENTER: SPECIAL EDUCATION DEPARTMENT - 146**

Function	Object	Description	Fiscal Year 2013 Actual	Fiscal Year 2014 Actual	Fiscal Year 2015 Actual	Fiscal Year 2016 Actual	Fiscal Year 2017 Budget	Fiscal Year 2018 Projection	Fiscal Year 2019 Projection	Fiscal Year 2020 Projection
<b>Instruction:</b>										
<i>Salaries:</i>										
111	Regular Cert-Salary/Wages		\$6,322	\$10,993	\$12,681	\$9,660	\$12,000	\$12,000	\$12,000	\$12,000
119	Other Cert Salaries		200	0	0	0	0	0	0	0
<b>Total Salaries</b>			<b>6,522</b>	<b>10,993</b>	<b>12,681</b>	<b>9,660</b>	<b>12,000</b>	<b>12,000</b>	<b>12,000</b>	<b>12,000</b>
<i>Fringe Benefits</i>										
211	STRS - Employer's Share		0	1,484	1,942	1,434	1,680	1,680	1,680	1,680
221	SERS - Employer's Share		0	0	19,935	25,819	0	0	0	0
229	SERS - "Surcharge"		0	1,742	0	0	0	0	0	0
249	Cert Other Insurance Benefit		0	115	172	136	174	174	174	174
261	Certified Workers Comp		0	9,614	15,288	19,774	73	73	73	73
<b>Total Fringe Benefits</b>			<b>0</b>	<b>12,955</b>	<b>37,337</b>	<b>47,163</b>	<b>1,927</b>	<b>1,927</b>	<b>1,927</b>	<b>1,927</b>
<i>Purchase Services</i>										
411	Instruction Services		0	0	59,458	170,962	220,000	220,000	220,000	220,000
439	Travel/Mileage/Meeting Expense		0	221	0	0	0	0	0	0
490	Other Purchased Services		754	207	118	118	5,000	5,000	5,000	5,000
<b>Total Purchase Services</b>			<b>754</b>	<b>428</b>	<b>59,576</b>	<b>171,080</b>	<b>225,000</b>	<b>225,000</b>	<b>225,000</b>	<b>225,000</b>
<b>Total Insinstruction</b>			<b>7,276</b>	<b>24,376</b>	<b>109,594</b>	<b>227,903</b>	<b>238,927</b>	<b>238,927</b>	<b>238,927</b>	<b>238,927</b>
<b>Support Services:</b>										
<i>Salaries:</i>										
111	Regular Cert-Salary/Wages		0	0	0	90,953	111,675	113,868	115,451	117,035
113	Supplemental Cert-Salary/Wages		0	0	0	900	1,750	1,750	1,750	1,750
119	Other Cert Salaries		0	0	0	0	1,000	1,000	1,000	1,000
141	Noncert Regular Sal/Wages		1,255,046	147,497	11	39,423	48,046	49,656	50,749	51,842
149	Noncert Merit Incentive		0	0	0	0	1,000	1,000	1,000	1,000
<b>Total Salaries</b>			<b>1,255,046</b>	<b>147,497</b>	<b>11</b>	<b>131,276</b>	<b>163,471</b>	<b>167,274</b>	<b>169,950</b>	<b>172,627</b>
<i>Fringe Benefits</i>										
211	STRS - Employer's Share		0	0	0	13,066	16,020	16,327	16,548	16,770
212	STRS - "Pickup"		0	0	0	13,418	18,262	18,612	18,865	19,118
221	SERS - Employer's Share		0	0	0	10,010	6,866	7,092	7,245	7,398
222	SERS - "Pickup"		0	0	0	1,223	5,286	5,462	5,582	5,703
241	Cert Medical/Hospital		0	0	0	19,314	22,041	24,215	25,763	28,339
242	Cert Life Insurance		0	0	0	360	433	441	447	453
249	Cert Other Insurance Benefit		0	0	0	1,297	1,659	1,691	1,714	1,737
251	Noncert Medical/Hospital		0	0	0	18,398	23,241	25,415	27,836	30,830
252	Noncert Life Insurance		0	0	0	13	182	187	192	196
259	Noncert Other Insurance Benefit		0	0	0	664	711	735	750	766
261	Certified Workers Comp		0	0	0	0	694	708	717	727
262	Noncert Workers Comp		0	0	0	0	298	307	314	321
<b>Total Fringe Benefits</b>			<b>0</b>	<b>0</b>	<b>0</b>	<b>77,763</b>	<b>95,693</b>	<b>101,191</b>	<b>105,974</b>	<b>112,358</b>
<i>Purchase Services</i>										
490	Other Purchased Services		0	0	0	0	12,000	12,000	12,000	12,000
<b>Total Expenditures and Other Financing Uses</b>			<b>\$1,262,322</b>	<b>\$171,873</b>	<b>\$109,605</b>	<b>\$436,942</b>	<b>\$510,091</b>	<b>\$519,392</b>	<b>\$526,851</b>	<b>\$535,911</b>

**STRONGSVILLE CITY SCHOOL DISTRICT**

**CUYAHOGA COUNTY, OH**

**GENERAL FUND - DEPARTMENTAL STATEMENT OF EXPENDITURES (LEVEL 4 FINANCIALS)**

**GENERAL FUND BUDGET CENTER: TRANSPORTATION - 147**

Function	Object	Description	Fiscal Year 2013 Actual	Fiscal Year 2014 Actual	Fiscal Year 2015 Actual	Fiscal Year 2016 Actual	Fiscal Year 2017 Budget	Fiscal Year 2018 Projection	Fiscal Year 2019 Projection	Fiscal Year 2020 Projection
<b>Support Services:</b>										
<i>Salaries:</i>										
141	Noncert Regular Sal/Wages		\$1,943,940	\$1,972,740	\$2,058,191	\$2,209,588	\$2,271,809	\$2,310,767	\$2,338,508	\$2,357,744
142	Noncert Temp Salary/Wages		117,985	115,355	90,786	133,183	140,000	140,000	140,000	140,000
144	Noncertificated Overtime		28,213	68,301	78,840	78,115	90,000	90,000	90,000	90,000
149	Noncert Merit Incentive		19,000	21,500	20,900	24,200	20,000	20,000	20,000	20,000
169	Other Non-Certificated Compensation		40,850	39,100	44,400	49,588	50,000	50,000	50,000	50,000
<b>Total Salaries</b>			<b>2,149,988</b>	<b>2,216,996</b>	<b>2,293,117</b>	<b>2,494,674</b>	<b>2,571,809</b>	<b>2,610,767</b>	<b>2,638,508</b>	<b>2,657,744</b>
<i>Fringe Benefits</i>										
221	SERS - Employer's Share		0	306,421	368,361	398,011	360,053	365,507	369,391	372,084
222	SERS - "Pickup"		97,334	200,769	132,162	13,080	14,508	14,978	15,125	15,257
229	SERS - "Surcharge"		35,533	17,005	9,781	8,710	10,000	10,000	10,000	10,000
251	Noncert Medical/Hospital		467,356	750,271	855,898	832,175	933,931	1,033,320	1,143,038	1,264,387
252	Noncert Life Insurance		3,793	3,715	4,292	5,253	5,953	6,001	6,073	6,121
259	Noncert Other Insurance Benefit		12,977	29,402	30,430	33,123	37,291	37,855	38,258	38,537
262	Noncert Workers Comp		0	70,754	58,581	28,828	15,608	15,845	16,014	16,130
<b>Total Fringe Benefits</b>			<b>616,993</b>	<b>1,378,337</b>	<b>1,459,505</b>	<b>1,319,180</b>	<b>1,377,344</b>	<b>1,483,506</b>	<b>1,597,899</b>	<b>1,722,516</b>
<i>Purchase Services</i>										
413	Health Services		4,800	3,896	3,939	12,629	15,000	15,000	15,000	15,000
416	Data Processing Services		3,302	3,768	3,418	6,921	12,000	12,000	12,000	12,000
419	Other Prof/Tech Services		460	710	695	1,569	4,000	4,000	4,000	4,000
423	Repairs/Maintenance Services		29,734	15,471	18,965	19,788	21,000	21,000	21,000	21,000
439	Travel/Mileage/Meeting Expense		1,221	1,221	2,065	1,505	5,000	5,000	5,000	5,000
443	Postage		0	2,493	0	0	5,000	5,000	5,000	5,000
483	Stud Transp-Other Sources		181,225	158,472	247,095	285,682	300,000	300,000	300,000	300,000
489	Other Pupil Transp Services		7,563	7,962	6,234	6,275	10,000	10,000	10,000	10,000
<b>Total Purchase Services</b>			<b>228,305</b>	<b>193,993</b>	<b>282,411</b>	<b>334,369</b>	<b>372,000</b>	<b>372,000</b>	<b>372,000</b>	<b>372,000</b>
<i>Supplies and Materials</i>										
512	Office Supplies		281	259	1,242	44	2,000	2,000	2,000	2,000
572	Buildings		0	0	0	300	0	0	0	0
573	Equipment and Furniture		3,043	470	2,396	5,787	5,000	5,000	5,000	5,000
581	Parts-Maint/Rep Motor Vehicles		192,697	212,900	225,169	255,509	240,000	240,000	240,000	240,000
582	Fuel		383,794	378,999	273,632	161,487	425,000	425,000	425,000	425,000
583	Tires and Tubes		40,511	20,663	16,544	35,670	35,000	35,000	35,000	35,000
<b>Total Materials and Supplies</b>			<b>620,326</b>	<b>613,291</b>	<b>518,983</b>	<b>458,797</b>	<b>707,000</b>	<b>707,000</b>	<b>707,000</b>	<b>707,000</b>
<i>Capital Outlay</i>										
640	Equipment		0	0	6,721	0	19,000	19,000	19,000	19,000
<i>Other Objects</i>										
851	Liability Insurance		50,000	61,600	53,345	60,467	68,495	73,290	78,420	83,909
<b>Total Expenditures and Other Financing Uses</b>			<b>\$3,665,612</b>	<b>\$4,464,217</b>	<b>\$4,614,082</b>	<b>\$4,667,487</b>	<b>\$5,115,648</b>	<b>\$5,265,563</b>	<b>\$5,412,827</b>	<b>\$5,562,169</b>

**STRONGSVILLE CITY SCHOOL DISTRICT**

**CUYAHOGA COUNTY, OH**

**GENERAL FUND - DEPARTMENTAL STATEMENT OF EXPENDITURES (LEVEL 4 FINANCIALS)**

**GENERAL FUND BUDGET CENTER: HUMAN RESOURCES - 148**

Function	Object	Description	Fiscal Year 2013 Actual	Fiscal Year 2014 Actual	Fiscal Year 2015 Actual	Fiscal Year 2016 Actual	Fiscal Year 2017 Budget	Fiscal Year 2018 Projection	Fiscal Year 2019 Projection	Fiscal Year 2020 Projection
<b>Instruction:</b>										
		<i>Salaries:</i>								
	113	Supplemental Cert-Salary/Wages	0	\$0	\$18,301	\$22,584	\$30,000	\$30,000	\$30,000	\$30,000
		<i>Fringe Benefits</i>								
	211	STRS - Employer's Share	0	0	0	0	4,200	4,200	4,200	4,200
	249	Cert Other Insurance Benefit	0	0	0	0	435	435	435	435
	261	Certified Workers Comp	0	0	0	0	182	182	182	182
		<b>Total Fringe Benefits</b>	<b>0</b>	<b>0</b>	<b>0</b>	<b>0</b>	<b>4,817</b>	<b>4,817</b>	<b>4,817</b>	<b>4,817</b>
		<i>Purchase Services</i>								
	410	Professional Services	623,427	0	0	0	0	0	0	0
<b>Total Insstruction</b>			<b>623,427</b>	<b>0</b>	<b>18,301</b>	<b>22,584</b>	<b>34,817</b>	<b>34,817</b>	<b>34,817</b>	<b>34,817</b>
<b>Support Services:</b>										
		<i>Salaries:</i>								
	111	Regular Cert-Salary/Wages	\$106,408	\$184,022	\$118,550	\$108,965	\$112,588	\$114,861	\$116,528	\$118,194
	113	Supplemental Cert-Salary/Wages	0	4,019	4,695	3,450	3,750	3,750	3,750	3,750
	119	Other Cert Salaries	0	600	800	600	1,000	1,000	1,000	1,000
	141	Noncert Regular Sal/Wages	766,760	174,784	126,168	130,874	143,443	146,842	149,029	151,505
	144	Noncertificated Overtime	0	0	40	0	0	0	0	0
	149	Noncert Merit Incentive	0	1,200	1,400	2,600	3,000	3,000	3,000	3,000
		<b>Total Salaries</b>	<b>873,168</b>	<b>364,625</b>	<b>251,653</b>	<b>246,489</b>	<b>263,781</b>	<b>269,453</b>	<b>273,307</b>	<b>277,449</b>
		<i>Fringe Benefits</i>								
	211	STRS - Employer's Share	0	15,857	16,221	24,448	16,427	16,746	16,979	17,212
	212	STRS - "Pickup"	5,376	13,578	15,472	17,255	18,568	18,930	19,196	19,462
	221	SERS - Employer's Share	0	16,590	29,609	27,573	20,502	20,978	21,284	21,631
	222	SERS - "Pickup"	6,477	12,301	11,511	9,410	10,774	11,149	11,389	11,630
	241	Cert Medical/Hospital	0	17,981	20,316	21,150	22,041	24,215	25,763	28,339
	242	Cert Life Insurance	0	382	416	388	439	448	455	461
	249	Cert Other Insurance Benefit	703	1,624	1,674	1,690	1,701	1,734	1,759	1,783
	251	Noncert Medical/Hospital	0	68,344	54,431	50,723	54,925	60,249	65,996	72,998
	252	Noncert Life Insurance	0	304	376	409	484	497	506	515
	259	Noncert Other Insurance Benefit	576	1,675	1,771	1,878	2,123	2,173	2,204	2,240
	261	Certified Workers Comp	0	420	514	574	712	726	736	746
	262	Noncert Workers Comp	0	484	545	813	889	909	923	938
		<b>Total Fringe Benefits</b>	<b>14,150</b>	<b>149,540</b>	<b>152,856</b>	<b>156,311</b>	<b>149,586</b>	<b>158,754</b>	<b>167,190</b>	<b>177,955</b>
		<i>Purchase Services</i>								
	413	Health Services	13,200	13,200	13,200	13,200	13,200	13,200	13,200	13,200
	418	Professional/Legal Services	465,310	136,330	108,694	82,343	299,226	299,226	299,226	299,226
	419	Other Prof/Tech Services	3,880	45,435	42,775	60,246	45,000	45,000	45,000	45,000
	432	Cert Meeting Expense	9,618	7,142	6,525	6,931	10,000	10,000	10,000	10,000
	439	Travel/Mileage/Meeting Expense	875	1,928	2,531	1,314	8,500	8,500	8,500	8,500
	446	Advertising	0	0	0	262	500	500	500	500
	490	Other Purchased Services	960	2,834	1,111	521	1,500	1,500	1,500	1,500
		<b>Total Purchase Services</b>	<b>493,843</b>	<b>206,869</b>	<b>174,836</b>	<b>164,817</b>	<b>377,926</b>	<b>377,926</b>	<b>377,926</b>	<b>377,926</b>
		<i>Supplies and Materials</i>								
	512	Office Supplies	523	1,584	727	1,536	4,000	4,000	4,000	4,000
		<i>Capital Outlay</i>								
	640	Equipment	0	8,435	2,518	84	2,500	2,500	2,500	2,500
		<i>Other Objects</i>								
	841	Membership-Professional Organizations	0	0	0	0	1,000	1,000	1,000	1,000
	889	Other Awards and Prizes	0	0	0	0	1,500	1,500	1,500	1,500
		<b>Total Other Objects</b>	<b>0</b>	<b>0</b>	<b>0</b>	<b>0</b>	<b>2,500</b>	<b>2,500</b>	<b>2,500</b>	<b>2,500</b>
<b>Total Support Services</b>			<b>1,381,684</b>	<b>731,053</b>	<b>582,590</b>	<b>569,237</b>	<b>800,293</b>	<b>815,133</b>	<b>827,423</b>	<b>842,330</b>
<b>Total Expenditures and Other Financing Uses</b>			<b>\$2,005,111</b>	<b>\$731,053</b>	<b>\$600,891</b>	<b>\$591,821</b>	<b>\$835,110</b>	<b>\$849,950</b>	<b>\$862,240</b>	<b>\$877,147</b>

**STRONGSVILLE CITY SCHOOL DISTRICT**

**CUYAHOGA COUNTY, OH**

**GENERAL FUND - DEPARTMENTAL STATEMENT OF EXPENDITURES (LEVEL 4 FINANCIALS)**

**GENERAL FUND BUDGET CENTER: PUBLICATIONS - 149**

Function	Object	Description	Fiscal Year 2013 Actual	Fiscal Year 2014 Actual	Fiscal Year 2015 Actual	Fiscal Year 2016 Actual	Fiscal Year 2017 Budget	Fiscal Year 2018 Projection	Fiscal Year 2019 Projection	Fiscal Year 2020 Projection
<b>Support Services:</b>										
<i>Salaries:</i>										
141	Noncert Regular Sal/Wages		\$48,665	\$74,015	\$52,216	\$52,067	\$42,839	\$42,839	\$43,170	\$43,170
149	Noncert Merit Incentive		0	400	800	400	1,000	1,000	1,000	1,000
<b>Total Salaries</b>			<b>48,665</b>	<b>74,415</b>	<b>53,016</b>	<b>52,467</b>	<b>43,839</b>	<b>43,839</b>	<b>44,170</b>	<b>44,170</b>
<i>Fringe Benefits</i>										
221	SERS - Employer's Share		0	10,160	7,132	6,821	6,137	6,137	6,184	6,184
222	SERS - "Pickup"		2,680	7,241	3,129	0	0	0	0	0
251	Noncert Medical/Hospital		0	26,766	17,079	52,100	22,772	25,241	27,958	30,945
252	Noncert Life Insurance		0	118	114	107	108	108	109	109
259	Noncert Other Insurance Benefit		127	482	174	522	636	636	640	640
262	Noncert Workers Comp		227	0	282	389	195	195	197	197
<b>Total Fringe Benefits</b>			<b>3,034</b>	<b>44,767</b>	<b>27,910</b>	<b>59,939</b>	<b>29,848</b>	<b>32,317</b>	<b>35,088</b>	<b>38,075</b>
<i>Purchase Services</i>										
419	Other Prof/Tech Services		105,951	23,565	17,836	16,982	30,000	30,000	30,000	30,000
423	Repairs/Maintenance Services		0	0	1,385	230	1,500	1,500	1,500	1,500
<b>Total Purchase Services</b>			<b>105,951</b>	<b>23,565</b>	<b>19,221</b>	<b>17,212</b>	<b>31,500</b>	<b>31,500</b>	<b>31,500</b>	<b>31,500</b>
<i>Supplies and Materials</i>										
512	Office Supplies		(5,368)	(4,323)	1,278	2,681	6,000	6,000	6,000	6,000
<i>Capital Outlay</i>										
640	Equipment		0	2,872	0	0	6,900	6,900	6,900	6,900
<b>Total Expenditures and Other Financing Uses</b>			<b>\$152,282</b>	<b>\$141,296</b>	<b>\$101,425</b>	<b>\$132,299</b>	<b>\$118,087</b>	<b>\$120,556</b>	<b>\$123,658</b>	<b>\$126,645</b>

**STRONGSVILLE CITY SCHOOL DISTRICT**

CUYAHOGA COUNTY, OH

GENERAL FUND - DEPARTMENTAL STATEMENT OF EXPENDITURES (LEVEL 4 FINANCIALS)

GENERAL FUND BUDGET CENTER: BUSINESS SERVICES - 150

Function	Object	Description	Fiscal Year 2013 Actual	Fiscal Year 2014 Actual	Fiscal Year 2015 Actual	Fiscal Year 2016 Actual	Fiscal Year 2017 Budget	Fiscal Year 2018 Projection	Fiscal Year 2019 Projection	Fiscal Year 2020 Projection
<b>Support Services:</b>										
<i>Salaries:</i>										
141	Noncert Regular Sal/Wages		\$144,301	\$146,837	\$149,930	\$153,602	\$147,024	\$150,471	\$153,064	\$155,657
142	Noncert Temp Salary/Wages		0	0	663	0	0	0	0	0
149	Noncert Merit Incentive		1,000	1,800	800	1,000	2,000	2,000	2,000	2,000
162	Noncert Termination Benefit		2,894	0	0	0	0	0	0	0
<b>Total Salaries</b>			<b>148,195</b>	<b>148,637</b>	<b>151,393</b>	<b>154,602</b>	<b>149,024</b>	<b>152,471</b>	<b>155,064</b>	<b>157,657</b>
<i>Fringe Benefits</i>										
221	SERS - Employer's Share		0	20,179	28,921	28,431	20,863	21,346	21,709	22,072
222	SERS - "Pickup"		7,854	15,987	16,442	15,972	16,173	16,552	16,837	17,122
251	Noncert Medical/Hospital		0	25,817	28,647	36,389	46,482	50,830	55,673	61,661
252	Noncert Life Insurance		0	404	524	496	556	569	579	588
259	Noncert Other Insurance Benefit		649	1,421	1,445	1,724	2,161	2,211	2,248	2,286
262	Noncert Workers Comp		571	1,137	667	1,224	904	925	941	957
<b>Total Fringe Benefits</b>			<b>9,074</b>	<b>64,945</b>	<b>76,646</b>	<b>84,236</b>	<b>87,139</b>	<b>92,433</b>	<b>97,987</b>	<b>104,686</b>
<i>Purchase Services</i>										
410	Professional Services		1,783,691	0	0	0	0	0	0	0
418	Professional/Legal Services		17,100	9,144	11,056	14,311	23,000	23,000	23,000	23,000
419	Other Prof/Tech Services		49,870	59,690	17,935	32,206	25,000	25,000	25,000	25,000
423	Repairs/Maintenance Services		9,119	3,058	2,028	1,977	2,000	2,000	2,000	2,000
439	Travel/Mileage/Meeting Expense		2,716	2,420	2,785	2,575	2,000	2,000	2,000	2,000
446	Advertising		425	281	0	0	1,000	1,000	1,000	1,000
<b>Total Purchase Services</b>			<b>1,862,921</b>	<b>74,593</b>	<b>33,804</b>	<b>51,069</b>	<b>53,000</b>	<b>53,000</b>	<b>53,000</b>	<b>53,000</b>
<i>Supplies and Materials</i>										
512	Office Supplies		2,370	1,121	3,427	5,395	7,500	7,500	7,500	7,500
573	Equipment and Furniture		484	374	0	0	0	0	0	0
<b>Total Materials and Supplies</b>			<b>2,854</b>	<b>1,495</b>	<b>3,427</b>	<b>5,395</b>	<b>7,500</b>	<b>7,500</b>	<b>7,500</b>	<b>7,500</b>
<i>Capital Outlay</i>										
640	Equipment		526,620	39,595	77,760	80,764	70,000	70,000	70,000	70,000
<i>Other Objects</i>										
841	Membership-Professional Organizations		854	854	884	902	950	950	950	950
851	Liability Insurance		19,130	17,208	27,743	30,621	31,256	34,382	37,820	41,602
<b>Total Other Objects</b>			<b>19,984</b>	<b>18,062</b>	<b>28,627</b>	<b>31,523</b>	<b>32,206</b>	<b>35,332</b>	<b>38,770</b>	<b>42,552</b>
<b>Total Support Services</b>			<b>2,569,648</b>	<b>347,327</b>	<b>371,657</b>	<b>407,589</b>	<b>398,869</b>	<b>410,736</b>	<b>422,321</b>	<b>435,395</b>
<b>Facilities Acquisition and Construction:</b>										
<i>Capital Outlay</i>										
610	Land Acquisition		0	145,191	0	0	0	0	0	0
<b>Total Facilities Acquisition and Construction</b>			<b>0</b>	<b>145,191</b>	<b>0</b>	<b>0</b>	<b>0</b>	<b>0</b>	<b>0</b>	<b>0</b>
<b>Total Expenditures and Other Financing Uses</b>			<b>\$2,569,648</b>	<b>\$492,518</b>	<b>\$371,657</b>	<b>\$407,589</b>	<b>\$398,869</b>	<b>\$410,736</b>	<b>\$422,321</b>	<b>\$435,395</b>

**STRONGSVILLE CITY SCHOOL DISTRICT**

CUYAHOGA COUNTY, OH

GENERAL FUND - DEPARTMENTAL STATEMENT OF EXPENDITURES (LEVEL 4 FINANCIALS)

GENERAL FUND BUDGET CENTER: TREASURER'S OFFICE - 160

Function	Object	Description	Fiscal Year 2013 Actual	Fiscal Year 2014 Actual	Fiscal Year 2015 Actual	Fiscal Year 2016 Actual	Fiscal Year 2017 Budget	Fiscal Year 2018 Projection	Fiscal Year 2019 Projection	Fiscal Year 2020 Projection
<b>Support Services:</b>										
<i>Salaries:</i>										
141	Noncert Regular Sal/Wages		\$338,807	\$374,322	\$377,465	\$410,250	\$420,631	\$428,408	\$436,291	\$442,432
144	Noncertificated Overtime		4,939	2,299	2,267	2,715	4,000	4,000	4,000	4,000
149	Noncert Merit Incentive		33,542	2,600	2,400	3,400	6,000	6,000	6,000	6,000
162	Noncert Termination Benefit		99,689	0	0	0	0	0	0	0
<b>Total Salaries</b>			<b>476,977</b>	<b>379,221</b>	<b>382,132</b>	<b>416,365</b>	<b>430,631</b>	<b>438,408</b>	<b>446,291</b>	<b>452,432</b>
<i>Fringe Benefits</i>										
221	SERS - Employer's Share		1,099,337	108,697	89,074	95,079	100,288	101,377	102,481	103,340
222	SERS - "Pickup"		569,108	39,960	35,340	31,102	32,658	33,391	33,869	34,347
229	SERS - "Surcharge"		40,113	0	6,293	6,970	7,000	7,000	7,000	7,000
251	Noncert Medical/Hospital		1,724,780	229,610	112,500	115,893	139,784	153,887	169,492	187,647
252	Noncert Life Insurance		12,725	2,049	1,156	1,295	1,435	1,465	1,490	1,511
259	Noncert Other Insurance Benefit		51,025	6,901	6,986	7,704	6,244	6,357	6,471	6,560
262	Noncert Workers Comp		60,639	4,054	5,800	7,207	2,614	2,661	2,708	2,746
282	Noncert Unemployment Insurance		2,384	58	0	6,929	0	0	0	0
<b>Total Fringe Benefits</b>			<b>3,560,111</b>	<b>391,329</b>	<b>257,149</b>	<b>272,179</b>	<b>290,023</b>	<b>306,138</b>	<b>323,511</b>	<b>343,151</b>
<i>Purchase Services</i>										
413	Health Services		0	0	0	549	0	0	0	0
415	Management Services		37,537	29,578	30,619	38,846	37,767	37,767	37,767	37,767
418	Professional/Legal Services		53,196	63,813	114,841	59,007	100,000	100,000	100,000	100,000
419	Other Prof/Tech Services		2,435	1,850	1,225	6,420	11,500	11,500	11,500	11,500
423	Repairs/Maintenance Services		0	0	0	0	1,000	1,000	1,000	1,000
439	Travel/Mileage/Meeting Expense		3,568	3,843	3,692	8,227	13,000	13,000	13,000	13,000
443	Postage		10,612	9,086	9,981	8,052	10,170	10,170	10,170	10,170
444	Postage Machine Rental		2,604	2,604	2,604	2,387	2,700	2,700	2,700	2,700
446	Advertising		0	0	0	1,611	500	500	500	500
<b>Total Purchase Services</b>			<b>109,952</b>	<b>110,774</b>	<b>162,962</b>	<b>125,099</b>	<b>176,637</b>	<b>176,637</b>	<b>176,637</b>	<b>176,637</b>
<i>Supplies and Materials</i>										
512	Office Supplies		2,010	3,576	3,103	4,318	5,500	5,500	5,500	5,500
516	Software Materials		0	0	0	1,345	5,000	5,000	5,000	5,000
<b>Total Materials and Supplies</b>			<b>2,010</b>	<b>3,576</b>	<b>3,103</b>	<b>5,663</b>	<b>10,500</b>	<b>10,500</b>	<b>10,500</b>	<b>10,500</b>
<i>Capital Outlay</i>										
640	Equipment		1,387	0	0	5,298	3,000	3,000	3,000	3,000
<i>Other Objects</i>										
841	Membership-Professional Organizations		400	1,250	2,558	2,152	5,000	5,000	5,000	5,000
843	Charges for Audit Exams		26,892	26,955	30,362	32,292	50,000	50,000	50,000	50,000
845	Cnty Auditors/Treas Fees		498,674	627,107	605,909	579,741	600,000	600,000	600,000	600,000
846	Election Expense		1,765	36,728	0	31,361	150,000	150,000	150,000	150,000
847	Delinquent Land Taxes		268,645	179,122	142,919	128,885	180,000	180,000	180,000	180,000
848	Bank Charges		10,434	25,239	7,098	5,903	20,000	20,000	20,000	20,000
<b>Total Other Objects</b>			<b>806,810</b>	<b>896,401</b>	<b>788,846</b>	<b>780,334</b>	<b>1,005,000</b>	<b>1,005,000</b>	<b>1,005,000</b>	<b>1,005,000</b>
<b>Total Expenditures</b>			<b>4,957,247</b>	<b>1,781,301</b>	<b>1,594,192</b>	<b>1,604,938</b>	<b>1,915,791</b>	<b>1,939,683</b>	<b>1,964,939</b>	<b>1,990,720</b>
<b>Other Financing Uses:</b>										
<i>Other Financing Uses</i>										
921	Initial Advance Out		504,595	0	0	0	0	0	0	0
930	Refund of Prior Year Receipt		383	2,472	0	0	0	0	0	0
<b>Total Other Uses of Funds</b>			<b>504,978</b>	<b>2,472</b>	<b>0</b>	<b>0</b>	<b>0</b>	<b>0</b>	<b>0</b>	<b>0</b>
<b>Total Expenditures and Other Financing Uses</b>			<b>\$5,462,225</b>	<b>\$1,783,773</b>	<b>\$1,594,192</b>	<b>\$1,604,938</b>	<b>\$1,915,791</b>	<b>\$1,939,683</b>	<b>\$1,964,939</b>	<b>\$1,990,720</b>



**STRONGSVILLE CITY SCHOOL DISTRICT**

CUYAHOGA COUNTY, OH

GENERAL FUND - DEPARTMENTAL STATEMENT OF EXPENDITURES (LEVEL 4 FINANCIALS)

GENERAL FUND BUDGET CENTER: SUBSTITUTES - 161

Function	Object	Description	Fiscal Year 2013 Actual	Fiscal Year 2014 Actual	Fiscal Year 2015 Actual	Fiscal Year 2016 Actual	Fiscal Year 2017 Budget	Fiscal Year 2018 Projection	Fiscal Year 2019 Projection	Fiscal Year 2020 Projection
<b>Instruction:</b>										
		<i>Salaries:</i>								
	112	Temp Cert-Salary/Wages	\$2,151,479	\$420,816	\$347,871	\$430,458	\$482,000	\$482,000	\$482,000	\$482,000
	113	Supplemental Cert-Salary/Wages	0	13,430	16,046	21,337	22,000	22,000	22,000	22,000
	142	Noncert Temp Salary/Wages	0	37,731	56,613	63,701	77,500	77,500	77,500	77,500
		<b>Total Salaries</b>	<b>2,151,479</b>	<b>471,977</b>	<b>420,530</b>	<b>515,496</b>	<b>581,500</b>	<b>581,500</b>	<b>581,500</b>	<b>581,500</b>
		<i>Fringe Benefits</i>								
	211	STRS - Employer's Share	0	29,432	49,424	68,863	70,560	70,560	70,560	70,560
	221	SERS - Employer's Share	0	2,426	7,744	8,863	10,850	10,850	10,850	10,850
	222	SERS - "Pickup"	0	639	755	0	0	0	0	0
	249	Cert Other Insurance Benefit	0	6,175	5,253	6,575	7,308	7,308	7,308	7,308
	259	Noncert Other Insurance Benefit	0	393	821	913	1,124	1,124	1,124	1,124
		<b>Total Fringe Benefits</b>	<b>0</b>	<b>39,065</b>	<b>63,997</b>	<b>85,214</b>	<b>93,371</b>	<b>93,371</b>	<b>93,371</b>	<b>93,371</b>
<b>Total Instruction</b>			<b>2,151,479</b>	<b>511,042</b>	<b>484,527</b>	<b>600,710</b>	<b>674,871</b>	<b>674,871</b>	<b>674,871</b>	<b>674,871</b>
<b>Support Services:</b>										
		<i>Salaries:</i>								
	113	Supplemental Cert-Salary/Wages	0	1,481	135	0	0	0	0	0
	142	Noncert Temp Salary/Wages	56,997	27,040	48,425	53,041	57,500	57,500	57,500	57,500
	149	Noncert Merit Incentive	51,300	6,800	0	0	0	0	0	0
		<b>Total Salaries</b>	<b>108,297</b>	<b>35,321</b>	<b>48,560</b>	<b>53,041</b>	<b>57,500</b>	<b>57,500</b>	<b>57,500</b>	<b>57,500</b>
		<i>Fringe Benefits</i>								
	211	STRS - Employer's Share	0	421	37	0	0	0	0	0
	212	STRS - "Pickup"	0	384	38	0	0	0	0	0
	221	SERS - Employer's Share	0	16,328	28,927	24,659	8,050	8,050	8,050	8,050
	222	SERS - "Pickup"	58,143	20,151	466	0	0	0	0	0
	241	Cert Medical/Hospital	0	14,786	1,663	0	0	0	0	0
	242	Cert Life Insurance	0	226	25	0	0	0	0	0
	249	Cert Other Insurance Benefit	0	91	8	0	0	0	0	0
	259	Noncert Other Insurance Benefit	7,954	3,058	448	484	834	834	834	834
		<b>Total Fringe Benefits</b>	<b>66,097</b>	<b>55,445</b>	<b>31,612</b>	<b>25,143</b>	<b>9,233</b>	<b>9,233</b>	<b>9,233</b>	<b>9,233</b>
<b>Total Support Services</b>			<b>174,394</b>	<b>90,766</b>	<b>80,172</b>	<b>78,184</b>	<b>66,733</b>	<b>66,733</b>	<b>66,733</b>	<b>66,733</b>
<b>Total Expenditures and Other Financing Uses</b>			<b>\$2,325,873</b>	<b>\$601,808</b>	<b>\$564,699</b>	<b>\$678,894</b>	<b>\$741,604</b>	<b>\$741,604</b>	<b>\$741,604</b>	<b>\$741,604</b>

**STRONGSVILLE CITY SCHOOL DISTRICT**

*CUYAHOGA COUNTY, OH*

*GENERAL FUND - DEPARTMENTAL STATEMENT OF EXPENDITURES (LEVEL 4 FINANCIALS)*

*GENERAL FUND BUDGET CENTER: FIXED CHARGES - 162*

Function	Object	Description	Fiscal Year 2013 Actual	Fiscal Year 2014 Actual	Fiscal Year 2015 Actual	Fiscal Year 2016 Actual	Fiscal Year 2017 Budget	Fiscal Year 2018 Projection	Fiscal Year 2019 Projection	Fiscal Year 2020 Projection
<b>Instruction:</b>										
		<i>Salaries:</i>								
	111	Regular Cert-Salary/Wages	\$141,953	\$133,137	\$132,318	\$9,300	\$375,000	\$525,000	\$700,000	\$875,000
	113	Supplemental Cert-Salary/Wages	892,593	125,541	0	0	0	0	0	0
	119	Other Cert Salaries	67,300	3,200	600	0	0	0	0	0
	132	Certified Termination Benefit	2,666,628	0	0	32,951	60,000	60,000	60,000	60,000
	139	Other Cert Compensation	41,475	40,875	63,375	67,288	67,650	67,650	67,650	67,650
		<b>Total Salaries</b>	<b>3,809,949</b>	<b>302,753</b>	<b>196,293</b>	<b>109,539</b>	<b>502,650</b>	<b>652,650</b>	<b>827,650</b>	<b>1,002,650</b>
		<i>Fringe Benefits</i>								
	211	STRS - Employer's Share	4,599,588	194,825	21,078	26,797	70,377	91,370	115,860	140,368
	212	STRS - "Pickup"	2,166,245	222,967	1,275	672	0	0	0	0
	222	SERS - "Pickup"	12	0	8,354	8,617	0	0	0	0
	229	SERS - "Surcharge"	0	42,629	6,653	4,645	100,000	100,000	100,000	100,000
	241	Cert Medical/Hospital	4,808,358	461,637	0	0	0	0	0	0
	242	Cert Life Insurance	73,815	7,060	50	185	0	0	0	0
	249	Cert Other Insurance Benefit	300,545	40,733	1,131	1,748	7,288	9,463	12,001	14,538
	261	Certified Workers Comp	118,324	80,914	98,786	140,692	170,000	170,000	115,000	115,000
	262	Noncert Workers Comp	0	18,007	5,507	8,478	15,000	15,000	12,381	12,381
	281	Cert Unemployment Insurance	878	17,313	24,493	4,350	80,000	30,000	30,000	30,000
		<b>Total Fringe Benefits</b>	<b>12,067,765</b>	<b>1,086,085</b>	<b>167,327</b>	<b>196,184</b>	<b>442,665</b>	<b>415,833</b>	<b>385,242</b>	<b>412,287</b>
<b>Total Instruction</b>			<b>15,877,714</b>	<b>1,388,838</b>	<b>363,620</b>	<b>305,723</b>	<b>945,315</b>	<b>1,068,483</b>	<b>1,212,892</b>	<b>1,414,937</b>
<b>Support Services:</b>										
		<i>Salaries:</i>								
	141	Noncert Regular Sal/Wages	0	0	0	0	20,000	0	0	0
	144	Noncertificated Overtime	1,813	0	0	0	0	0	0	0
	162	Noncert Termination Benefit	44,500	0	0	0	60,000	60,000	60,000	60,000
		<b>Total Salaries</b>	<b>46,313</b>	<b>0</b>	<b>0</b>	<b>0</b>	<b>80,000</b>	<b>60,000</b>	<b>60,000</b>	<b>60,000</b>
		<i>Fringe Benefits</i>								
	211	STRS - Employer's Share	0	10,626	817	0	0	0	0	0
	212	STRS - "Pickup"	0	9,226	769	0	0	0	0	0
	221	SERS - Employer's Share	0	2,888	26,510	24,813	211,200	8,400	8,400	8,400
	222	SERS - "Pickup"	33,777	3,296	969	33	0	0	0	0
	229	SERS - "Surcharge"	2,577	51,225	44,269	46,948	0	0	0	0
	249	Cert Other Insurance Benefit	0	1,032	83	0	0	0	0	0
	259	Noncert Other Insurance Benefit	4,669	469	309	286	1,160	870	870	870
	261	Certified Workers Comp	0	5,431	6,856	9,534	10,000	10,000	5,000	5,000
	262	Noncert Workers Comp	0	1,542	4,958	7,533	15,000	15,000	15,000	15,000
		<b>Total Fringe Benefits</b>	<b>41,023</b>	<b>85,735</b>	<b>85,540</b>	<b>89,147</b>	<b>237,360</b>	<b>34,270</b>	<b>29,270</b>	<b>29,270</b>
		<i>Purchase Services</i>								
	439	Travel/Mileage/Meeting Expense	0	0	2,341	5,039	0	0	0	0
		<i>Other Objects</i>								
	889	Other Awards and Prizes	498	600	0	0	0	0	0	0
<b>Total Support Services</b>			<b>87,834</b>	<b>86,335</b>	<b>87,881</b>	<b>94,186</b>	<b>317,360</b>	<b>94,270</b>	<b>89,270</b>	<b>89,270</b>
<b>Extracurricular Activities</b>										
		<i>Capital Outlay</i>								
	640	Equipment	0	0	0	0	25,000	10,000	10,000	10,000
<b>Total Extracurricular Activities</b>			<b>0</b>	<b>0</b>	<b>0</b>	<b>0</b>	<b>25,000</b>	<b>10,000</b>	<b>10,000</b>	<b>10,000</b>
<b>Debt Service:</b>										
		<i>Other Objects</i>								
	811	Serial Bonds - Principal	626,148	516,901	356,284	374,604	343,554	358,164	373,468	389,497
	821	Serial Bonds - Interest	246,072	216,476	196,754	180,209	163,274	146,828	129,669	111,928
		<b>Total Other Objects</b>	<b>872,220</b>	<b>733,377</b>	<b>553,038</b>	<b>554,813</b>	<b>506,828</b>	<b>504,992</b>	<b>503,137</b>	<b>501,425</b>
<b>Total Debt Service</b>			<b>872,220</b>	<b>733,377</b>	<b>553,038</b>	<b>554,813</b>	<b>506,828</b>	<b>504,992</b>	<b>503,137</b>	<b>501,425</b>
<b>Total Expenditures</b>			<b>16,837,768</b>	<b>2,208,550</b>	<b>1,004,539</b>	<b>954,722</b>	<b>1,794,503</b>	<b>1,677,745</b>	<b>1,815,299</b>	<b>2,015,632</b>
<b>Other Financing Uses:</b>										
		<i>Other Financing Uses</i>								
	910	Transfers Out	2,072,920	3,353,626	313,618	1,117,625	1,234,500	1,142,835	1,051,147	959,434
<b>Total Expenditures and Other Financing Uses</b>			<b>\$18,910,688</b>	<b>\$5,562,176</b>	<b>\$1,318,157</b>	<b>\$2,072,347</b>	<b>\$3,029,003</b>	<b>\$2,820,580</b>	<b>\$2,866,446</b>	<b>\$2,975,066</b>

**STRONGSVILLE CITY SCHOOL DISTRICT**

**CUYAHOGA COUNTY, OH**

**GENERAL FUND - DEPARTMENTAL STATEMENT OF EXPENDITURES (LEVEL 4 FINANCIALS)**

**GENERAL FUND BUDGET CENTER: TUITION TO OTHER DISTRICTS - 163**

Function	Object	Description	Fiscal Year 2013 Actual	Fiscal Year 2014 Actual	Fiscal Year 2015 Actual	Fiscal Year 2016 Actual	Fiscal Year 2017 Budget	Fiscal Year 2018 Projection	Fiscal Year 2019 Projection	Fiscal Year 2020 Projection
<b>Instruction:</b>										
		<i>Purchase Services</i>								
471		Tuition Paid-Other Oh District	\$54,890	\$63,863	\$29,937	\$41,503	\$63,000	\$63,000	\$63,000	\$63,000
473		Spec Ed. - Tuition and Settlements	0	0	788,917	956,621	1,074,789	1,174,789	1,274,789	1,374,789
474		Excess Cost	0	36,085	5,879	8,293	30,000	30,000	30,000	30,000
475		Spec Ed. - Indistrict Payment	(6,107)	(15,768)	10,974	16,621	40,000	40,000	40,000	40,000
477		Open Enrollment Indistrict	110,530	89,483	138,116	166,303	250,000	250,000	250,000	250,000
478		Community School-Indistrict	715,222	926,453	1,076,214	751,063	850,000	850,000	850,000	850,000
479		Other Tuition Payment	1,315,502	1,475,349	664,476	661,992	1,017,533	875,650	875,650	875,650
		<i>Total Purchase Services</i>	<i>2,190,037</i>	<i>2,575,465</i>	<i>2,714,513</i>	<i>2,602,396</i>	<i>3,325,322</i>	<i>3,283,439</i>	<i>3,383,439</i>	<i>3,483,439</i>
<b>Total Expenditures and Other Financing Uses</b>			<b>\$2,190,037</b>	<b>\$2,575,465</b>	<b>\$2,714,513</b>	<b>\$2,602,396</b>	<b>\$3,325,322</b>	<b>\$3,283,439</b>	<b>\$3,383,439</b>	<b>\$3,483,439</b>

**STRONGSVILLE CITY SCHOOL DISTRICT**

**CUYAHOGA COUNTY, OH**

**GENERAL FUND - DEPARTMENTAL STATEMENT OF EXPENDITURES (LEVEL 4 FINANCIALS)**

**GENERAL FUND BUDGET CENTER: ACADEMIC SUPPLEMENTS & ADVISORS - 190**

Function	Object	Description	Fiscal Year 2013 Actual	Fiscal Year 2014 Actual	Fiscal Year 2015 Actual	Fiscal Year 2016 Actual	Fiscal Year 2017 Budget	Fiscal Year 2018 Projection	Fiscal Year 2019 Projection	Fiscal Year 2020 Projection
<b>Support Services:</b>										
<i>Salaries:</i>										
113	Supplemental Cert-Salary/Wages		\$0	\$2,434	\$2,877	\$2,875	\$5,000	\$5,075	\$5,126	\$5,126
<i>Fringe Benefits</i>										
211	STRS - Employer's Share		0	323	396	414	700	711	718	718
229	SERS - "Surcharge"		53,998	7,691	0	0	0	0	0	0
249	Cert Other Insurance Benefit		0	35	41	41	73	74	74	74
259	Noncert Other Insurance Benefit		0	0	0	0	0	0	0	0
261	Certified Workers Comp		0	0	13	18	30	31	31	31
<b>Total Fringe Benefits</b>			<b>53,998</b>	<b>8,049</b>	<b>450</b>	<b>473</b>	<b>803</b>	<b>815</b>	<b>823</b>	<b>823</b>
<b>Total Support Services</b>			<b>53,998</b>	<b>10,483</b>	<b>3,327</b>	<b>3,348</b>	<b>5,803</b>	<b>5,890</b>	<b>5,949</b>	<b>5,949</b>
<b>Extracurricular Activities</b>										
<i>Salaries:</i>										
111	Regular Cert-Salary/Wages		0	2,597	3,069	354	500	500	500	500
113	Supplemental Cert-Salary/Wages		20,438	92,314	94,386	101,822	110,000	111,650	112,767	112,767
143	Noncert Supplemental Salary/Wages		0	2,055	4,475	4,837	5,500	5,500	5,500	5,500
<b>Total Salaries</b>			<b>20,438</b>	<b>96,966</b>	<b>101,930</b>	<b>107,013</b>	<b>116,000</b>	<b>117,650</b>	<b>118,767</b>	<b>118,767</b>
<i>Fringe Benefits</i>										
211	STRS - Employer's Share		0	12,876	13,542	14,416	15,470	15,701	15,857	15,857
212	STRS - "Pickup"		2,091	917	0	147	0	0	0	0
221	SERS - Employer's Share		0	284	670	698	770	770	770	770
222	SERS - "Pickup"		0	201	252	0	0	0	0	0
249	Cert Other Insurance Benefit		244	1,173	1,197	1,208	1,602	1,626	1,642	1,642
259	Noncert Other Insurance Benefit		0	28	59	64	80	80	80	80
261	Certified Workers Comp		0	356	432	617	671	681	687	687
262	Noncert Workers Comp		0	155	15	26	33	33	33	33
<b>Total Fringe Benefits</b>			<b>2,335</b>	<b>15,990</b>	<b>16,167</b>	<b>17,176</b>	<b>18,626</b>	<b>18,891</b>	<b>19,070</b>	<b>19,070</b>
<b>Total Extracurricular Activities</b>			<b>22,773</b>	<b>112,956</b>	<b>118,097</b>	<b>124,189</b>	<b>134,626</b>	<b>136,541</b>	<b>137,837</b>	<b>137,837</b>
<b>Total Expenditures and Other Financing Uses</b>			<b>\$76,771</b>	<b>\$123,439</b>	<b>\$121,424</b>	<b>\$127,537</b>	<b>\$140,429</b>	<b>\$142,431</b>	<b>\$143,786</b>	<b>\$143,786</b>

**STRONGSVILLE CITY SCHOOL DISTRICT**

**CUYAHOGA COUNTY, OH**

**GENERAL FUND - DEPARTMENTAL STATEMENT OF EXPENDITURES (LEVEL 4 FINANCIALS)**

**GENERAL FUND BUDGET CENTER: ATHLETICS - 191**

Function	Object	Description	Fiscal Year 2013 Actual	Fiscal Year 2014 Actual	Fiscal Year 2015 Actual	Fiscal Year 2016 Actual	Fiscal Year 2017 Budget	Fiscal Year 2018 Projection	Fiscal Year 2019 Projection	Fiscal Year 2020 Projection
<b>Extracurricular Activities</b>										
<i>Salaries:</i>										
111	Regular	Cert-Salary/Wages	\$22,279	\$87,740	\$88,751	\$88,280	\$0	\$0	\$0	\$0
113	Supplemental	Cert-Salary/Wages	133,860	408,925	489,240	419,887	505,000	512,575	517,701	517,701
119	Other	Cert Salaries	0	800	1,000	600	1,000	1,000	1,000	1,000
141	Noncert	Regular Sal/Wages	98,291	40,299	42,319	45,813	129,821	131,316	132,682	134,049
143	Noncert	Supplemental Salary/Wages	114,277	147,169	146,086	168,515	150,000	150,000	150,000	150,000
144	Noncertificated	Overtime	0	109	437	195	500	500	500	500
149	Noncert	Merit Incentive	1,500	1,150	600	1,200	1,000	1,000	1,000	1,000
<b>Total Salaries</b>			<b>370,207</b>	<b>686,192</b>	<b>768,433</b>	<b>724,490</b>	<b>787,321</b>	<b>796,391</b>	<b>802,883</b>	<b>804,250</b>
<i>Fringe Benefits</i>										
211	STRS - Employer's	Share	0	74,173	83,146	77,523	70,840	71,901	72,618	72,618
212	STRS - "Pickup"		15,318	10,989	12,271	0	0	0	0	0
221	SERS - Employer's	Share	0	26,611	34,214	36,881	39,385	39,594	39,785	39,977
222	SERS - "Pickup"		3,630	6,559	4,028	9,245	9,128	9,323	9,473	9,623
229	SERS - "Surcharge"		443	869	40,431	40,097	41,000	41,000	41,000	41,000
241	Cert Medical/Hospital		0	0	0	(559)	0	0	0	0
242	Cert Life Insurance		0	295	332	280	0	0	0	0
249	Cert Other Insurance Benefit		1,930	6,766	7,738	7,047	7,337	7,447	7,521	7,521
251	Noncert Medical/Hospital		0	19,122	23,660	33,941	46,013	50,656	58,903	65,177
252	Noncert Life Insurance		0	90	97	134	431	438	443	439
259	Noncert Other Insurance Benefit		1,546	2,711	2,898	3,242	4,079	4,101	4,121	4,140
261	Certified Workers Comp		0	1,395	2,302	3,216	3,071	3,117	3,148	3,148
262	Noncert Workers Comp		0	0	1,006	1,460	1,707	1,716	1,725	1,733
<b>Total Fringe Benefits</b>			<b>22,867</b>	<b>149,580</b>	<b>212,123</b>	<b>212,507</b>	<b>222,991</b>	<b>229,293</b>	<b>238,737</b>	<b>245,377</b>
<i>Purchase Services</i>										
490	Other Purchased	Services	40,800	41,600	42,600	43,500	20,100	21,765	23,453	25,166
<b>Total Expenditures and Other Financing Uses</b>			<b>\$433,874</b>	<b>\$877,372</b>	<b>\$1,023,156</b>	<b>\$980,497</b>	<b>\$1,030,412</b>	<b>\$1,047,449</b>	<b>\$1,065,073</b>	<b>\$1,074,793</b>

**STRONGSVILLE CITY SCHOOL DISTRICT**

CUYAHOGA COUNTY, OH

GENERAL FUND - DEPARTMENTAL STATEMENT OF EXPENDITURES (LEVEL 4 FINANCIALS)

GENERAL FUND BUDGET CENTER: CHAPMAN ELEMENTARY SCHOOL - 210

Function	Object	Description	Fiscal Year 2013 Actual	Fiscal Year 2014 Actual	Fiscal Year 2015 Actual	Fiscal Year 2016 Actual	Fiscal Year 2017 Budget	Fiscal Year 2018 Projection	Fiscal Year 2019 Projection	Fiscal Year 2020 Projection
<b>Instruction:</b>										
<i>Salaries:</i>										
111	Regular Cert-Salary/Wages		\$1,183,008	\$1,558,020	\$1,618,495	\$1,867,478	\$1,767,658	\$1,804,164	\$1,843,994	\$1,864,530
119	Other Cert Salaries		0	1,400	4,600	4,400	4,000	4,000	4,000	4,000
141	Noncert Regular Sal/Wages		0	111,008	148,233	158,403	150,145	151,072	154,143	158,053
149	Noncert Merit Incentive		0	1,000	1,200	1,200	1,000	1,000	1,000	1,000
<b>Total Salaries</b>			<b>1,183,008</b>	<b>1,671,428</b>	<b>1,772,528</b>	<b>2,031,481</b>	<b>1,922,803</b>	<b>1,960,236</b>	<b>2,003,137</b>	<b>2,027,583</b>
<i>Fringe Benefits</i>										
211	STRS - Employer's Share		0	216,319	223,517	281,447	248,032	253,143	258,719	261,594
221	SERS - Employer's Share		0	16,180	19,983	21,872	21,160	21,290	21,720	22,267
222	SERS - "Pickup"		0	9,326	7,009	0	0	0	0	0
241	Cert Medical/Hospital		0	323,411	355,604	350,571	309,063	339,970	373,965	411,361
242	Cert Life Insurance		0	3,803	4,394	4,738	4,464	4,556	4,656	4,708
249	Cert Other Insurance Benefit		0	16,958	21,230	24,809	25,689	26,218	26,796	27,094
251	Noncert Medical/Hospital		0	92,171	100,385	94,369	122,306	127,301	140,993	156,051
252	Noncert Life Insurance		0	188	277	353	386	381	389	400
259	Noncert Other Insurance Benefit		0	1,518	1,999	2,090	2,192	2,205	2,250	2,306
261	Certified Workers Comp		0	0	0	0	10,752	10,974	11,215	11,340
262	Noncert Workers Comp		0	0	0	0	917	923	942	965
<b>Total Fringe Benefits</b>			<b>0</b>	<b>679,874</b>	<b>734,398</b>	<b>780,249</b>	<b>744,962</b>	<b>786,961</b>	<b>841,645</b>	<b>898,087</b>
<i>Purchase Services</i>										
419	Other Prof/Tech Services		0	6,574	6,861	6,818	6,100	6,100	6,100	6,100
439	Travel/Mileage/Meeting Expense		0	0	0	0	100	100	100	100
461	Printing and Binding		0	102	0	0	0	0	0	0
<b>Total Purchase Services</b>			<b>0</b>	<b>6,676</b>	<b>6,861</b>	<b>6,818</b>	<b>6,200</b>	<b>6,200</b>	<b>6,200</b>	<b>6,200</b>
<i>Supplies and Materials</i>										
511	Instructional Supplies		11,335	11,692	10,944	8,225	12,050	12,050	12,050	12,050
514	Health/Hygiene Supplies		195	218	256	412	400	400	400	400
<b>Total Materials and Supplies</b>			<b>11,530</b>	<b>11,910</b>	<b>11,200</b>	<b>8,637</b>	<b>12,450</b>	<b>12,450</b>	<b>12,450</b>	<b>12,450</b>
<i>Capital Outlay</i>										
640	Equipment		4,922	8,132	1,108	1,283	2,000	2,000	2,000	2,000
<b>Total Instruction</b>			<b>1,199,460</b>	<b>2,378,020</b>	<b>2,526,095</b>	<b>2,828,468</b>	<b>2,688,415</b>	<b>2,767,847</b>	<b>2,865,432</b>	<b>2,946,320</b>
<b>Support Services:</b>										
<i>Salaries:</i>										
111	Regular Cert-Salary/Wages		84,345	98,454	142,880	140,600	171,473	169,061	172,528	178,312
113	Supplemental Cert-Salary/Wages		0	5,925	6,806	2,942	4,777	4,600	4,618	4,618
119	Other Cert Salaries		0	400	400	0	1,000	1,000	1,000	1,000
141	Noncert Regular Sal/Wages		0	74,882	86,480	92,257	94,310	94,861	95,096	95,791
149	Noncert Merit Incentive		0	400	900	600	1,000	1,000	1,000	1,000
<b>Total Salaries</b>			<b>84,345</b>	<b>180,061</b>	<b>237,466</b>	<b>236,399</b>	<b>272,560</b>	<b>270,522</b>	<b>274,242</b>	<b>280,721</b>
<i>Fringe Benefits</i>										
211	STRS - Employer's Share		0	15,018	20,823	21,823	24,815	24,453	24,940	25,750
212	STRS - "Pickup"		4,095	11,539	13,214	12,616	17,817	16,285	16,508	16,731
221	SERS - Employer's Share		0	11,016	11,698	12,679	13,343	13,421	13,453	13,551
222	SERS - "Pickup"		0	7,346	5,081	0	0	0	0	0
241	Cert Medical/Hospital		0	21,417	38,407	42,671	48,491	49,270	53,324	58,656
242	Cert Life Insurance		0	323	454	505	584	563	577	593
249	Cert Other Insurance Benefit		525	1,479	2,083	1,991	2,570	2,533	2,583	2,667
251	Noncert Medical/Hospital		0	26,766	31,433	30,651	32,617	36,120	40,021	44,310
252	Noncert Life Insurance		0	145	164	178	239	240	240	241
259	Noncert Other Insurance Benefit		0	719	813	883	1,382	1,390	1,393	1,403
261	Certified Workers Comp		0	0	0	0	1,076	1,060	1,081	1,116
262	Noncert Workers Comp		0	101	0	0	578	582	583	587
<b>Total Fringe Benefits</b>			<b>4,620</b>	<b>95,869</b>	<b>124,170</b>	<b>123,997</b>	<b>143,513</b>	<b>145,915</b>	<b>154,705</b>	<b>165,606</b>

**STRONGSVILLE CITY SCHOOL DISTRICT**

**CUYAHOGA COUNTY, OH**

**GENERAL FUND - DEPARTMENTAL STATEMENT OF EXPENDITURES (LEVEL 4 FINANCIALS)**

**GENERAL FUND BUDGET CENTER: CHAPMAN ELEMENTARY SCHOOL - 210**

Function	Object	Description	Fiscal Year 2013 Actual	Fiscal Year 2014 Actual	Fiscal Year 2015 Actual	Fiscal Year 2016 Actual	Fiscal Year 2017 Budget	Fiscal Year 2018 Projection	Fiscal Year 2019 Projection	Fiscal Year 2020 Projection
		<i>Purchase Services</i>								
	422	Garbage Removal/Cleaning	0	1,368	1,824	2,784	2,472	2,571	2,674	2,781
	423	Repairs/Maintenance Services	0	0	0	1,265	5,464	5,464	5,464	5,464
	439	Travel/Mileage/Meeting Expense	0	0	1,095	430	1,350	1,350	1,350	1,350
	443	Postage	679	653	833	735	1,050	1,050	1,050	1,050
	461	Printing and Binding	502	0	104	114	700	700	700	700
		<i>Total Purchase Services</i>	<i>1,181</i>	<i>2,021</i>	<i>3,856</i>	<i>5,328</i>	<i>11,036</i>	<i>11,135</i>	<i>11,238</i>	<i>11,345</i>
		<i>Supplies and Materials</i>								
	512	Office Supplies	6,423	5,771	6,643	4,757	6,700	6,700	6,700	6,700
	531	New Library Books	149	0	1,310	0	500	500	500	500
	542	Periodicals	292	0	84	0	100	100	100	100
	572	Buildings	0	5,051	827	8,666	14,900	14,900	14,900	14,900
	573	Equipment and Furniture	0	0	0	4,595	4,600	4,600	4,600	4,600
		<i>Total Materials and Supplies</i>	<i>6,864</i>	<i>10,822</i>	<i>8,864</i>	<i>18,018</i>	<i>26,800</i>	<i>26,800</i>	<i>26,800</i>	<i>26,800</i>
		<i>Capital Outlay</i>								
	640	Equipment	1,571	1,883	440	2,666	0	0	0	0
		<i>Total Support Services</i>	<i>98,581</i>	<i>290,656</i>	<i>374,796</i>	<i>386,408</i>	<i>453,909</i>	<i>454,372</i>	<i>466,984</i>	<i>484,472</i>
		<i>Total Expenditures and Other Financing Uses</i>	<i>\$1,298,041</i>	<i>\$2,668,676</i>	<i>\$2,900,891</i>	<i>\$3,214,876</i>	<i>\$3,142,323</i>	<i>\$3,222,219</i>	<i>\$3,332,416</i>	<i>\$3,430,792</i>

**STRONGSVILLE CITY SCHOOL DISTRICT**

CUYAHOGA COUNTY, OH

GENERAL FUND - DEPARTMENTAL STATEMENT OF EXPENDITURES (LEVEL 4 FINANCIALS)

GENERAL FUND BUDGET CENTER: DRAKE ELEMENTARY SCHOOL - 220

Function	Object	Description	Fiscal Year 2013 Actual	Fiscal Year 2014 Actual	Fiscal Year 2015 Actual	Fiscal Year 2016 Actual	Fiscal Year 2017 Budget	Fiscal Year 2018 Projection	Fiscal Year 2019 Projection	Fiscal Year 2020 Projection
<b>Instruction:</b>										
<i>Salaries:</i>										
111	Regular Cert-Salary/Wages		\$1,395,226	\$1,782,448	\$1,940,283	\$1,769,157	\$3,116	\$0	(\$161,791)	(\$161,791)
113	Supplemental Cert-Salary/Wages		0	4,234	7,332	959	0	0	0	0
119	Other Cert Salaries		0	4,200	5,600	5,600	0	0	0	0
141	Noncert Regular Sal/Wages		0	57,957	44,744	42,350	0	0	0	0
149	Noncert Merit Incentive		0	400	400	400	0	0	0	0
<b>Total Salaries</b>			<b>1,395,226</b>	<b>1,849,239</b>	<b>1,998,359</b>	<b>1,818,466</b>	<b>3,116</b>	<b>0</b>	<b>(161,791)</b>	<b>(161,791)</b>
<i>Fringe Benefits</i>										
211	STRS - Employer's Share		0	246,422	270,128	269,248	436	0	(22,651)	(22,651)
221	SERS - Employer's Share		0	8,229	6,040	5,799	0	0	0	0
222	SERS - "Pickup"		0	5,626	2,656	0	0	0	0	0
241	Cert Medical/Hospital		0	280,719	304,434	336,877	1,515	0	(91,871)	(100,907)
242	Cert Life Insurance		0	3,417	4,355	4,344	7	0	(408)	(408)
249	Cert Other Insurance Benefit		0	20,834	26,071	23,597	45	0	(2,346)	(2,346)
251	Noncert Medical/Hospital		0	15,622	25,219	43,356	0	0	0	0
252	Noncert Life Insurance		0	127	114	125	0	0	0	0
259	Noncert Other Insurance Benefit		0	825	625	590	0	0	0	0
261	Certified Workers Comp		0	0	0	0	19	0	(982)	(982)
<b>Total Fringe Benefits</b>			<b>0</b>	<b>581,821</b>	<b>639,642</b>	<b>683,936</b>	<b>2,022</b>	<b>0</b>	<b>(118,258)</b>	<b>(127,294)</b>
<i>Purchase Services</i>										
419	Other Prof/Tech Services		0	5,318	5,564	3,495	0	0	0	0
461	Printing and Binding		0	0	182	0	0	0	0	0
<b>Total Purchase Services</b>			<b>0</b>	<b>5,318</b>	<b>5,746</b>	<b>3,495</b>	<b>0</b>	<b>0</b>	<b>0</b>	<b>0</b>
<i>Supplies and Materials</i>										
511	Instructional Supplies		3,515	9,806	6,325	4,429	0	0	0	0
514	Health/Hygiene Supplies		20	394	360	323	0	0	0	0
<b>Total Materials and Supplies</b>			<b>3,535</b>	<b>10,200</b>	<b>6,685</b>	<b>4,752</b>	<b>0</b>	<b>0</b>	<b>0</b>	<b>0</b>
<i>Other Objects</i>										
889	Other Awards and Prizes		0	0	0	92	0	0	0	0
<b>Total Insutruction</b>			<b>1,398,761</b>	<b>2,446,578</b>	<b>2,650,432</b>	<b>2,510,741</b>	<b>5,138</b>	<b>0</b>	<b>(280,049)</b>	<b>(289,085)</b>
<b>Support Services:</b>										
<i>Salaries:</i>										
111	Regular Cert-Salary/Wages		123,474	108,079	151,149	180,563	0	0	0	0
113	Supplemental Cert-Salary/Wages		0	3,827	9,250	6,477	0	0	0	0
119	Other Cert Salaries		0	200	400	300	0	0	0	0
141	Noncert Regular Sal/Wages		0	87,821	94,152	109,875	2,366	0	0	0
144	Noncertificated Overtime		0	0	137	357	0	0	0	0
149	Noncert Merit Incentive		0	400	1,000	2,200	0	0	0	0
<b>Total Salaries</b>			<b>123,474</b>	<b>200,327</b>	<b>256,088</b>	<b>299,772</b>	<b>2,366</b>	<b>0</b>	<b>0</b>	<b>0</b>
<i>Fringe Benefits</i>										
211	STRS - Employer's Share		0	16,059	22,595	28,236	0	0	0	0
212	STRS - "Pickup"		5,416	12,347	13,540	9,515	0	0	0	0
221	SERS - Employer's Share		0	12,888	12,733	15,378	331	0	0	0
222	SERS - "Pickup"		0	7,588	5,515	0	0	0	0	0
241	Cert Medical/Hospital		0	39,800	41,916	33,133	0	0	0	0
242	Cert Life Insurance		0	324	502	419	0	0	0	0
249	Cert Other Insurance Benefit		714	1,586	2,263	2,641	0	0	0	0
251	Noncert Medical/Hospital		0	37,857	43,822	43,878	0	0	0	0
252	Noncert Life Insurance		0	145	145	175	8	0	0	0
259	Noncert Other Insurance Benefit		0	665	1,316	1,560	34	0	0	0
262	Noncert Workers Comp		0	0	0	0	14	0	0	0
<b>Total Fringe Benefits</b>			<b>6,130</b>	<b>129,259</b>	<b>144,347</b>	<b>134,935</b>	<b>388</b>	<b>0</b>	<b>0</b>	<b>0</b>



**STRONGSVILLE CITY SCHOOL DISTRICT**

**CUYAHOGA COUNTY, OH**

**GENERAL FUND - DEPARTMENTAL STATEMENT OF EXPENDITURES (LEVEL 4 FINANCIALS)**

**GENERAL FUND BUDGET CENTER: DRAKE ELEMENTARY SCHOOL - 220**

Function	Object	Description	Fiscal Year 2013 Actual	Fiscal Year 2014 Actual	Fiscal Year 2015 Actual	Fiscal Year 2016 Actual	Fiscal Year 2017 Budget	Fiscal Year 2018 Projection	Fiscal Year 2019 Projection	Fiscal Year 2020 Projection
		<i>Purchase Services</i>								
	422	Garbage Removal/Cleaning	0	1,368	1,824	2,784	2,472	0	0	0
	423	Repairs/Maintenance Services	0	0	0	1,445	1,170	0	0	0
	439	Travel/Mileage/Meeting Expense	110	187	1,411	1,996	0	0	0	0
	443	Postage	225	245	245	0	0	0	0	0
	461	Printing and Binding	343	20	97	7	0	0	0	0
		<i>Total Purchase Services</i>	<i>678</i>	<i>1,820</i>	<i>3,577</i>	<i>6,232</i>	<i>3,642</i>	<i>0</i>	<i>0</i>	<i>0</i>
		<i>Supplies and Materials</i>								
	512	Office Supplies	431	828	256	517	0	0	0	0
	531	New Library Books	0	0	399	256	0	0	0	0
	542	Periodicals	0	0	84	111	0	0	0	0
	572	Buildings	0	0	0	3,989	0	0	0	0
	573	Equipment and Furniture	0	0	0	208	0	0	0	0
		<i>Total Materials and Supplies</i>	<i>431</i>	<i>828</i>	<i>739</i>	<i>5,081</i>	<i>0</i>	<i>0</i>	<i>0</i>	<i>0</i>
		<i>Capital Outlay</i>								
	640	Equipment	0	7,094	540	1,294	0	0	0	0
		<i>Total Support Services</i>	<i>130,713</i>	<i>339,328</i>	<i>405,291</i>	<i>447,314</i>	<i>6,396</i>	<i>0</i>	<i>0</i>	<i>0</i>
		<i>Total Expenditures and Other Financing Uses</i>	<i>\$1,529,474</i>	<i>\$2,785,906</i>	<i>\$3,055,723</i>	<i>\$2,958,055</i>	<i>\$11,534</i>	<i>\$0</i>	<i>(\$280,049)</i>	<i>(\$289,085)</i>

**STRONGSVILLE CITY SCHOOL DISTRICT**

CUYAHOGA COUNTY, OH

GENERAL FUND - DEPARTMENTAL STATEMENT OF EXPENDITURES (LEVEL 4 FINANCIALS)

GENERAL FUND BUDGET CENTER: KINSNER ELEMENTARY SCHOOL - 225

Function	Object	Description	Fiscal Year 2013 Actual	Fiscal Year 2014 Actual	Fiscal Year 2015 Actual	Fiscal Year 2016 Actual	Fiscal Year 2017 Budget	Fiscal Year 2018 Projection	Fiscal Year 2019 Projection	Fiscal Year 2020 Projection
<b>Instruction:</b>										
		<i>Salaries:</i>								
	111	Regular Cert-Salary/Wages	\$1,246,337	\$1,612,465	\$1,750,868	\$2,037,302	\$1,971,715	\$2,044,034	\$2,085,346	\$2,105,808
	113	Supplemental Cert-Salary/Wages	0	0	1,668	250	0	0	0	0
	119	Other Cert Salaries	0	2,400	3,200	4,800	3,800	3,800	3,800	3,800
	141	Noncert Regular Sal/Wages	0	88,657	87,855	87,498	93,912	92,028	92,497	93,069
	149	Noncert Merit Incentive	0	300	500	100	500	500	500	500
		<b>Total Salaries</b>	<b>1,246,337</b>	<b>1,703,822</b>	<b>1,844,091</b>	<b>2,129,950</b>	<b>2,069,927</b>	<b>2,140,362</b>	<b>2,182,143</b>	<b>2,203,177</b>
		<i>Fringe Benefits</i>								
	211	STRS - Employer's Share	0	225,691	241,694	314,452	276,572	286,697	292,480	295,345
	221	SERS - Employer's Share	0	12,840	11,805	11,940	13,218	12,954	13,020	13,100
	222	SERS - "Pickup"	0	8,697	5,202	0	0	0	0	0
	241	Cert Medical/Hospital	0	289,638	283,125	338,904	315,113	346,624	381,285	419,413
	242	Cert Life Insurance	0	3,800	4,267	5,098	4,983	5,166	5,269	5,321
	249	Cert Other Insurance Benefit	0	14,917	20,638	27,952	28,645	29,694	30,293	30,589
	251	Noncert Medical/Hospital	0	53,210	54,557	49,862	62,111	68,513	75,557	83,305
	252	Noncert Life Insurance	0	217	201	202	239	232	233	235
	259	Noncert Other Insurance Benefit	0	1,049	1,008	1,034	1,369	1,342	1,348	1,357
	261	Certified Workers Comp	0	0	0	0	11,989	12,428	12,679	12,803
	262	Noncert Workers Comp	0	0	0	0	573	562	564	568
		<b>Total Fringe Benefits</b>	<b>0</b>	<b>610,059</b>	<b>622,497</b>	<b>749,444</b>	<b>714,812</b>	<b>764,211</b>	<b>812,729</b>	<b>862,036</b>
		<i>Purchase Services</i>								
	419	Other Prof/Tech Services	0	6,720	7,743	8,483	6,000	6,000	6,000	6,000
	423	Repairs/Maintenance Services	910	885	444	448	450	450	450	450
	439	Travel/Mileage/Meeting Expense	132	0	0	0	0	0	0	0
	461	Printing and Binding	0	0	49	500	750	750	750	750
		<b>Total Purchase Services</b>	<b>1,042</b>	<b>7,605</b>	<b>8,236</b>	<b>9,431</b>	<b>7,200</b>	<b>7,200</b>	<b>7,200</b>	<b>7,200</b>
		<i>Supplies and Materials</i>								
	511	Instructional Supplies	12,849	10,658	9,529	10,580	11,095	11,095	11,095	11,095
	514	Health/Hygiene Supplies	699	1,000	486	658	1,000	1,000	1,000	1,000
	573	Equipment and Furniture	0	0	0	0	5,000	5,000	5,000	5,000
		<b>Total Materials and Supplies</b>	<b>13,548</b>	<b>11,658</b>	<b>10,015</b>	<b>11,238</b>	<b>17,095</b>	<b>17,095</b>	<b>17,095</b>	<b>17,095</b>
		<i>Capital Outlay</i>								
	640	Equipment	0	0	0	4,278	15,000	15,000	15,000	15,000
		<b>Total Instruction</b>	<b>1,260,927</b>	<b>2,333,144</b>	<b>2,484,839</b>	<b>2,904,341</b>	<b>2,824,034</b>	<b>2,943,868</b>	<b>3,034,167</b>	<b>3,104,508</b>
<b>Support Services:</b>										
		<i>Salaries:</i>								
	111	Regular Cert-Salary/Wages	91,797	113,726	101,766	100,436	116,804	112,128	113,776	115,197
	113	Supplemental Cert-Salary/Wages	0	4,019	1,981	1,745	2,181	2,202	2,207	2,207
	119	Other Cert Salaries	0	0	200	200	200	200	200	200
	141	Noncert Regular Sal/Wages	0	79,923	97,070	110,382	114,616	115,110	115,386	115,842
	144	Noncertified Overtime	0	640	2,043	119	1,000	1,000	1,000	1,000
	149	Noncert Merit Incentive	0	900	1,300	1,200	1,300	1,300	1,300	1,300
		<b>Total Salaries</b>	<b>91,797</b>	<b>199,208</b>	<b>204,360</b>	<b>214,082</b>	<b>236,101</b>	<b>231,940</b>	<b>233,869</b>	<b>235,746</b>
		<i>Fringe Benefits</i>								
	211	STRS - Employer's Share	0	16,867	14,197	15,673	16,686	16,034	16,266	16,465
	212	STRS - "Pickup"	4,391	10,284	11,837	13,254	15,139	15,455	15,678	15,901
	221	SERS - Employer's Share	0	11,787	13,393	15,252	16,368	16,437	16,476	16,540
	222	SERS - "Pickup"	0	7,903	5,842	0	0	0	0	0
	241	Cert Medical/Hospital	0	20,360	22,869	24,052	25,837	28,391	30,357	33,392
	242	Cert Life Insurance	0	293	345	281	420	410	416	422
	249	Cert Other Insurance Benefit	571	1,702	1,497	1,447	1,728	1,661	1,685	1,705
	251	Noncert Medical/Hospital	0	18,776	23,006	22,279	22,770	25,241	27,958	30,945
	252	Noncert Life Insurance	0	173	206	232	290	290	291	291
	259	Noncert Other Insurance Benefit	0	1,154	1,411	1,563	1,695	1,702	1,706	1,713
	261	Certified Workers Comp	0	0	0	0	723	695	705	714
	262	Noncert Workers Comp	0	12,114	6,643	3,794	710	713	714	717
		<b>Total Fringe Benefits</b>	<b>4,962</b>	<b>101,413</b>	<b>101,246</b>	<b>97,827</b>	<b>102,367</b>	<b>107,029</b>	<b>112,252</b>	<b>118,804</b>

**STRONGSVILLE CITY SCHOOL DISTRICT**

**CUYAHOGA COUNTY, OH**

**GENERAL FUND - DEPARTMENTAL STATEMENT OF EXPENDITURES (LEVEL 4 FINANCIALS)**

**GENERAL FUND BUDGET CENTER: KINSNER ELEMENTARY SCHOOL - 225**

Function	Object	Description	Fiscal Year 2013 Actual	Fiscal Year 2014 Actual	Fiscal Year 2015 Actual	Fiscal Year 2016 Actual	Fiscal Year 2017 Budget	Fiscal Year 2018 Projection	Fiscal Year 2019 Projection	Fiscal Year 2020 Projection
		<i>Purchase Services</i>								
	422	Garbage Removal/Cleaning	0	1,368	1,824	1,994	1,969	2,048	2,130	2,215
	423	Repairs/Maintenance Services	0	0	0	1,342	5,924	5,924	5,924	5,924
	439	Travel/Mileage/Meeting Expense	271	90	657	422	750	750	750	750
	443	Postage	100	100	100	300	400	400	400	400
	461	Printing and Binding	529	0	196	14	200	200	200	200
		<i>Total Purchase Services</i>	<i>900</i>	<i>1,558</i>	<i>2,777</i>	<i>4,072</i>	<i>9,243</i>	<i>9,322</i>	<i>9,404</i>	<i>9,489</i>
		<i>Supplies and Materials</i>								
	512	Office Supplies	2,222	2,388	2,869	2,555	2,750	2,750	2,750	2,750
	531	New Library Books	0	0	0	0	0	0	0	0
	542	Periodicals	0	0	0	0	300	300	300	300
	572	Buildings	0	0	0	10,675	17,400	17,400	17,400	17,400
	573	Equipment and Furniture	0	0	0	1,591	8,400	8,400	8,400	8,400
		<i>Total Materials and Supplies</i>	<i>2,222</i>	<i>2,388</i>	<i>2,869</i>	<i>14,821</i>	<i>28,850</i>	<i>28,850</i>	<i>28,850</i>	<i>28,850</i>
		<i>Capital Outlay</i>								
	640	Equipment	14,000	17,173	16,812	1,787	2,000	2,000	2,000	2,000
		<i>Other Objects</i>								
	841	Membership-Professional Organizations	0	0	0	0	500	500	500	500
		<b>Total Support Services</b>	<b>113,881</b>	<b>321,740</b>	<b>328,064</b>	<b>332,589</b>	<b>379,061</b>	<b>379,641</b>	<b>386,875</b>	<b>395,389</b>
		<b>Total Expenditures and Other Financing Uses</b>	<b>\$1,374,808</b>	<b>\$2,654,884</b>	<b>\$2,812,903</b>	<b>\$3,236,930</b>	<b>\$3,203,095</b>	<b>\$3,323,509</b>	<b>\$3,421,041</b>	<b>\$3,499,897</b>

**STRONGSVILLE CITY SCHOOL DISTRICT**

CUYAHOGA COUNTY, OH

GENERAL FUND - DEPARTMENTAL STATEMENT OF EXPENDITURES (LEVEL 4 FINANCIALS)

GENERAL FUND BUDGET CENTER: MURASKI ELEMENTARY SCHOOL - 230

Function	Object	Description	Fiscal Year 2013 Actual	Fiscal Year 2014 Actual	Fiscal Year 2015 Actual	Fiscal Year 2016 Actual	Fiscal Year 2017 Budget	Fiscal Year 2018 Projection	Fiscal Year 2019 Projection	Fiscal Year 2020 Projection
<b>Instruction:</b>										
		<i>Salaries:</i>								
	111	Regular Cert-Salary/Wages	\$1,310,528	\$1,618,892	\$1,585,608	\$1,848,325	\$1,596,251	\$1,651,462	\$1,693,988	\$1,724,154
	119	Other Cert Salaries	0	2,900	2,300	2,600	3,000	3,000	3,000	3,000
	141	Noncert Regular Sal/Wages	0	70,762	86,772	75,362	75,976	76,925	76,967	76,967
	149	Noncert Merit Incentive	0	200	400	200	300	300	300	300
		<b>Total Salaries</b>	<b>1,310,528</b>	<b>1,692,754</b>	<b>1,675,080</b>	<b>1,926,487</b>	<b>1,675,527</b>	<b>1,731,687</b>	<b>1,774,255</b>	<b>1,804,421</b>
		<i>Fringe Benefits</i>								
	211	STRS - Employer's Share	0	226,021	218,067	283,333	223,895	231,625	237,578	241,802
	221	SERS - Employer's Share	0	10,135	11,611	10,254	10,679	10,812	10,817	10,817
	222	SERS - "Pickup"	0	6,824	4,944	0	0	0	0	0
	241	Cert Medical/Hospital	0	235,154	260,821	380,994	321,542	346,407	381,047	419,150
	242	Cert Life Insurance	0	3,283	3,643	4,465	4,034	4,173	4,279	4,356
	249	Cert Other Insurance Benefit	0	19,713	22,064	25,514	23,189	23,990	24,606	25,044
	251	Noncert Medical/Hospital	0	5,217	12,934	21,249	45,353	50,272	55,684	61,636
	252	Noncert Life Insurance	0	173	205	216	193	194	194	194
	259	Noncert Other Insurance Benefit	0	999	1,227	1,039	1,106	1,120	1,120	1,120
	261	Certified Workers Comp	0	0	0	0	9,706	10,041	10,299	10,482
	262	Noncert Workers Comp	0	0	0	0	463	469	469	469
		<b>Total Fringe Benefits</b>	<b>0</b>	<b>507,519</b>	<b>535,516</b>	<b>727,064</b>	<b>640,160</b>	<b>679,101</b>	<b>726,094</b>	<b>775,070</b>
		<i>Purchase Services</i>								
	419	Other Prof/Tech Services	0	7,109	5,831	4,680	6,450	6,450	6,450	6,450
	443	Postage	0	0	0	0	450	450	450	450
	461	Printing and Binding	0	0	44	0	750	750	750	750
		<b>Total Purchase Services</b>	<b>0</b>	<b>7,109</b>	<b>5,875</b>	<b>4,680</b>	<b>7,650</b>	<b>7,650</b>	<b>7,650</b>	<b>7,650</b>
		<i>Supplies and Materials</i>								
	511	Instructional Supplies	13,841	12,887	10,628	10,805	12,205	12,205	12,205	12,205
	512	Office Supplies	909	938	685	1,125	650	650	650	650
	514	Health/Hygiene Supplies	272	278	187	166	500	500	500	500
	573	Equipment and Furniture	0	0	0	0	1,000	1,000	1,000	1,000
		<b>Total Materials and Supplies</b>	<b>15,022</b>	<b>14,103</b>	<b>11,500</b>	<b>12,096</b>	<b>14,355</b>	<b>14,355</b>	<b>14,355</b>	<b>14,355</b>
		<i>Capital Outlay</i>								
	640	Equipment	0	10,734	3,536	11,953	14,000	14,000	14,000	14,000
		<b>Total Instruction</b>	<b>1,325,550</b>	<b>2,232,219</b>	<b>2,231,507</b>	<b>2,682,280</b>	<b>2,351,692</b>	<b>2,446,793</b>	<b>2,536,354</b>	<b>2,615,496</b>
<b>Support Services:</b>										
		<i>Salaries:</i>								
	111	Regular Cert-Salary/Wages	103,241	119,785	200,505	238,960	215,646	222,208	224,935	225,200
	113	Supplemental Cert-Salary/Wages	0	4,096	4,750	4,735	6,558	6,600	6,618	6,618
	141	Noncert Regular Sal/Wages	0	93,668	106,768	117,478	124,759	124,761	125,816	126,628
	149	Noncert Merit Incentive	0	1,200	900	1,500	1,200	1,200	1,200	1,200
		<b>Total Salaries</b>	<b>103,241</b>	<b>218,749</b>	<b>312,923</b>	<b>362,673</b>	<b>348,163</b>	<b>354,769</b>	<b>358,569</b>	<b>359,646</b>
		<i>Fringe Benefits</i>								
	211	STRS - Employer's Share	0	17,722	28,386	37,300	31,109	32,033	32,417	32,455
	212	STRS - "Pickup"	4,845	12,134	13,640	15,296	16,981	17,274	17,497	17,516
	221	SERS - Employer's Share	0	13,763	14,383	16,226	17,634	17,635	17,782	17,896
	222	SERS - "Pickup"	0	9,189	6,031	0	0	0	0	0
	241	Cert Medical/Hospital	0	20,454	39,681	42,730	44,818	49,270	53,324	58,656
	242	Cert Life Insurance	0	340	593	632	694	713	722	723
	249	Cert Other Insurance Benefit	632	1,754	2,893	3,438	3,222	3,318	3,358	3,361
	251	Noncert Medical/Hospital	0	18,757	35,892	60,034	46,682	51,735	57,293	63,405
	252	Noncert Life Insurance	0	175	176	211	315	315	317	319
	259	Noncert Other Insurance Benefit	0	1,339	1,473	1,635	1,826	1,826	1,842	1,854
	261	Certified Workers Comp	0	0	0	0	1,349	1,389	1,405	1,407
	262	Noncert Workers Comp	0	0	528	0	764	764	771	776
		<b>Total Fringe Benefits</b>	<b>5,477</b>	<b>95,627</b>	<b>143,676</b>	<b>177,502</b>	<b>165,394</b>	<b>176,272</b>	<b>186,728</b>	<b>198,367</b>

**STRONGSVILLE CITY SCHOOL DISTRICT**

**CUYAHOGA COUNTY, OH**

**GENERAL FUND - DEPARTMENTAL STATEMENT OF EXPENDITURES (LEVEL 4 FINANCIALS)**

**GENERAL FUND BUDGET CENTER: MURASKI ELEMENTARY SCHOOL - 230**

Function	Object	Description	Fiscal Year 2013 Actual	Fiscal Year 2014 Actual	Fiscal Year 2015 Actual	Fiscal Year 2016 Actual	Fiscal Year 2017 Budget	Fiscal Year 2018 Projection	Fiscal Year 2019 Projection	Fiscal Year 2020 Projection
		<i>Purchase Services</i>								
	422	Garbage Removal/Cleaning	0	1,520	1,900	1,901	2,044	2,126	2,211	2,299
	423	Repairs/Maintenance Services	0	0	0	2,193	5,932	5,932	5,932	5,932
	439	Travel/Mileage/Meeting Expense	553	174	867	245	750	750	750	750
	443	Postage	270	426	490	441	100	100	100	100
	461	Printing and Binding	758	292	137	146	200	200	200	200
		<i>Total Purchase Services</i>	<i>1,581</i>	<i>2,412</i>	<i>3,394</i>	<i>4,926</i>	<i>9,026</i>	<i>9,108</i>	<i>9,193</i>	<i>9,281</i>
		<i>Supplies and Materials</i>								
	512	Office Supplies	0	0	356	8	1,650	1,650	1,650	1,650
	531	New Library Books	0	1,487	1,492	1,496	1,500	1,500	1,500	1,500
	542	Periodicals	0	0	84	0	100	100	100	100
	572	Buildings	0	0	0	15,389	15,900	15,900	15,900	15,900
	573	Equipment and Furniture	0	196	0	5,434	6,350	6,350	6,350	6,350
		<i>Total Materials and Supplies</i>	<i>0</i>	<i>1,683</i>	<i>1,932</i>	<i>22,327</i>	<i>25,500</i>	<i>25,500</i>	<i>25,500</i>	<i>25,500</i>
		<i>Capital Outlay</i>								
	640	Equipment	0	2,015	1,180	719	2,000	2,000	2,000	2,000
		<i>Other Objects</i>								
	841	Membership-Professional Organizations	0	0	0	0	500	500	500	500
		<b>Total Support Services</b>	<b>110,299</b>	<b>320,486</b>	<b>463,105</b>	<b>568,147</b>	<b>550,583</b>	<b>568,149</b>	<b>582,490</b>	<b>595,294</b>
		<b>Total Expenditures and Other Financing Uses</b>	<b>\$1,435,849</b>	<b>\$2,552,705</b>	<b>\$2,694,612</b>	<b>\$3,250,427</b>	<b>\$2,902,275</b>	<b>\$3,014,942</b>	<b>\$3,118,844</b>	<b>\$3,210,790</b>

**STRONGSVILLE CITY SCHOOL DISTRICT**

CUYAHOGA COUNTY, OH

GENERAL FUND - DEPARTMENTAL STATEMENT OF EXPENDITURES (LEVEL 4 FINANCIALS)

GENERAL FUND BUDGET CENTER: SURREARER ELEMENTARY SCHOOL - 240

Function	Object	Description	Fiscal Year 2013 Actual	Fiscal Year 2014 Actual	Fiscal Year 2015 Actual	Fiscal Year 2016 Actual	Fiscal Year 2017 Budget	Fiscal Year 2018 Projection	Fiscal Year 2019 Projection	Fiscal Year 2020 Projection
<b>Instruction:</b>										
<i>Salaries:</i>										
111	Regular Cert-Salary/Wages		\$955,222	\$1,336,351	\$1,367,122	\$1,397,625	\$1,522,169	\$1,588,684	\$1,633,535	\$1,662,244
119	Other Cert Salaries		0	3,600	2,700	4,500	4,000	4,000	4,000	4,000
141	Noncert Regular Sal/Wages		0	152,011	162,302	167,953	161,878	161,927	163,145	164,451
149	Noncert Merit Incentive		0	800	1,100	600	1,000	1,000	1,000	1,000
<b>Total Salaries</b>			<b>955,222</b>	<b>1,492,762</b>	<b>1,533,224</b>	<b>1,570,678</b>	<b>1,689,047</b>	<b>1,755,611</b>	<b>1,801,680</b>	<b>1,831,695</b>
<i>Fringe Benefits</i>										
211	STRS - Employer's Share		0	185,828	188,487	214,495	213,664	222,976	229,255	233,274
221	SERS - Employer's Share		0	21,668	21,742	23,145	22,803	22,810	22,980	23,163
222	SERS - "Pickup"		0	14,853	9,289	0	0	0	0	0
241	Cert Medical/Hospital		0	235,269	253,132	260,843	297,114	326,825	359,507	395,457
242	Cert Life Insurance		0	2,737	3,454	3,567	3,845	4,013	4,126	4,198
249	Cert Other Insurance Benefit		0	16,091	19,132	19,533	22,129	23,094	23,744	24,161
251	Noncert Medical/Hospital		0	81,242	87,585	107,317	120,153	128,897	142,460	157,378
252	Noncert Life Insurance		0	362	362	416	411	409	412	415
259	Noncert Other Insurance Benefit		0	2,005	2,094	2,197	2,362	2,362	2,380	2,399
261	Certified Workers Comp		0	0	0	0	9,262	9,666	9,938	10,112
262	Noncert Workers Comp		0	0	0	0	989	989	996	1,004
<b>Total Fringe Benefits</b>			<b>0</b>	<b>560,055</b>	<b>585,277</b>	<b>631,513</b>	<b>692,732</b>	<b>742,041</b>	<b>795,799</b>	<b>851,561</b>
<i>Purchase Services</i>										
419	Other Prof/Tech Services		0	4,267	4,485	3,619	6,500	6,500	6,500	6,500
439	Travel/Mileage/Meeting Expense		379	71	1,555	0	500	500	500	500
443	Postage		0	0	0	0	500	500	500	500
461	Printing and Binding		0	46	25	0	500	500	500	500
<b>Total Purchase Services</b>			<b>379</b>	<b>4,384</b>	<b>6,065</b>	<b>3,619</b>	<b>8,000</b>	<b>8,000</b>	<b>8,000</b>	<b>8,000</b>
<i>Supplies and Materials</i>										
511	Instructional Supplies		3,126	14,080	12,945	14,572	12,620	12,620	12,620	12,620
512	Office Supplies		0	0	0	0	1,000	1,000	1,000	1,000
514	Health/Hygiene Supplies		106	297	0	114	400	400	400	400
<b>Total Materials and Supplies</b>			<b>3,232</b>	<b>14,377</b>	<b>12,945</b>	<b>14,686</b>	<b>14,020</b>	<b>14,020</b>	<b>14,020</b>	<b>14,020</b>
<i>Capital Outlay</i>										
640	Equipment		2,738	6,519	10,455	11,378	8,000	8,000	8,000	8,000
<b>Total Insutruction</b>			<b>961,571</b>	<b>2,078,097</b>	<b>2,147,966</b>	<b>2,231,874</b>	<b>2,411,799</b>	<b>2,527,672</b>	<b>2,627,499</b>	<b>2,713,276</b>
<b>Support Services:</b>										
<i>Salaries:</i>										
111	Regular Cert-Salary/Wages		102,926	116,747	111,153	102,155	107,510	112,128	114,372	115,253
113	Supplemental Cert-Salary/Wages		0	4,019	5,904	5,982	6,431	6,452	6,457	6,457
119	Other Cert Salaries		0	0	0	200	1,000	1,000	1,000	1,000
141	Noncert Regular Sal/Wages		0	78,815	88,504	93,888	95,126	95,677	96,058	96,281
144	Noncertificated Overtime		0	0	0	51	100	100	100	100
149	Noncert Merit Incentive		0	800	800	1,000	1,000	1,000	1,000	1,000
<b>Total Salaries</b>			<b>102,926</b>	<b>200,381</b>	<b>206,361</b>	<b>203,276</b>	<b>211,167</b>	<b>216,357</b>	<b>218,987</b>	<b>220,091</b>
<i>Fringe Benefits</i>										
211	STRS - Employer's Share		0	17,284	15,807	16,579	16,092	16,741	17,056	17,179
212	STRS - "Pickup"		4,875	10,158	10,378	13,649	15,831	16,133	16,451	16,588
221	SERS - Employer's Share		0	11,730	11,889	12,964	13,472	13,549	13,602	13,633
222	SERS - "Pickup"		0	7,732	5,222	0	0	0	0	0
241	Cert Medical/Hospital		0	9,164	10,170	11,009	12,227	13,451	14,796	16,275
242	Cert Life Insurance		0	325	357	370	412	426	435	438
249	Cert Other Insurance Benefit		633	1,712	1,669	1,549	1,667	1,734	1,767	1,779
251	Noncert Medical/Hospital		0	37,152	44,449	24,597	45,544	50,482	55,916	61,890
252	Noncert Life Insurance		0	147	159	178	241	241	242	242
259	Noncert Other Insurance Benefit		0	1,094	1,227	1,309	1,395	1,403	1,409	1,412
261	Certified Workers Comp		0	0	0	0	698	726	739	745
262	Noncert Workers Comp		0	0	0	0	584	587	590	591
<b>Total Fringe Benefits</b>			<b>5,508</b>	<b>96,498</b>	<b>101,327</b>	<b>82,204</b>	<b>108,162</b>	<b>115,473</b>	<b>123,003</b>	<b>130,773</b>

**STRONGSVILLE CITY SCHOOL DISTRICT**

**CUYAHOGA COUNTY, OH**

**GENERAL FUND - DEPARTMENTAL STATEMENT OF EXPENDITURES (LEVEL 4 FINANCIALS)**

**GENERAL FUND BUDGET CENTER: SURRARRER ELEMENTARY SCHOOL - 240**

Function	Object	Description	Fiscal Year 2013 Actual	Fiscal Year 2014 Actual	Fiscal Year 2015 Actual	Fiscal Year 2016 Actual	Fiscal Year 2017 Budget	Fiscal Year 2018 Projection	Fiscal Year 2019 Projection	Fiscal Year 2020 Projection
		<i>Purchase Services</i>								
	422	Garbage Removal/Cleaning	0	1,368	1,824	2,114	1,969	1,968	2,047	2,129
	423	Repairs/Maintenance Services	0	0	0	4,364	11,440	11,440	11,440	11,440
	439	Travel/Mileage/Meeting Expense	398	36	180	721	1,500	1,500	1,500	1,500
	443	Postage	0	245	196	188	0	0	0	0
	461	Printing and Binding	234	33	89	57	0	0	0	0
		<b>Total Purchase Services</b>	<b>632</b>	<b>1,682</b>	<b>2,289</b>	<b>7,444</b>	<b>14,909</b>	<b>14,908</b>	<b>14,987</b>	<b>15,069</b>
		<i>Supplies and Materials</i>								
	512	Office Supplies	432	0	45	0	3,400	3,400	3,400	3,400
	531	New Library Books	1,088	996	0	0	0	0	0	0
	572	Buildings	0	0	0	10,829	10,900	10,900	10,900	10,900
	573	Equipment and Furniture	0	0	0	2,393	4,000	4,000	4,000	4,000
		<b>Total Materials and Supplies</b>	<b>1,520</b>	<b>996</b>	<b>45</b>	<b>13,222</b>	<b>18,300</b>	<b>18,300</b>	<b>18,300</b>	<b>18,300</b>
		<i>Capital Outlay</i>								
	640	Equipment	0	0	0	7,369	0	0	0	0
		<i>Other Objects</i>								
	841	Membership-Professional Organizations	0	329	119	89	150	150	150	150
		<b>Total Support Services</b>	<b>110,586</b>	<b>299,886</b>	<b>310,141</b>	<b>313,604</b>	<b>352,688</b>	<b>365,188</b>	<b>375,426</b>	<b>384,382</b>
		<b>Total Expenditures and Other Financing Uses</b>	<b>\$1,072,157</b>	<b>\$2,377,983</b>	<b>\$2,458,107</b>	<b>\$2,545,478</b>	<b>\$2,764,486</b>	<b>\$2,892,860</b>	<b>\$3,002,925</b>	<b>\$3,097,659</b>

**STRONGSVILLE CITY SCHOOL DISTRICT**

CUYAHOGA COUNTY, OH

GENERAL FUND - DEPARTMENTAL STATEMENT OF EXPENDITURES (LEVEL 4 FINANCIALS)

GENERAL FUND BUDGET CENTER: WHITNEY ELEMENTARY SCHOOL - 250

Function	Object	Description	Fiscal Year 2013 Actual	Fiscal Year 2014 Actual	Fiscal Year 2015 Actual	Fiscal Year 2016 Actual	Fiscal Year 2017 Budget	Fiscal Year 2018 Projection	Fiscal Year 2019 Projection	Fiscal Year 2020 Projection
<b>Instruction:</b>										
<i>Salaries:</i>										
111	Regular Cert-Salary/Wages		\$1,025,308	\$1,380,993	\$1,418,777	\$1,297,420	\$1,737,372	\$1,795,967	\$1,839,429	\$1,870,645
119	Other Cert Salaries		0	1,800	2,400	2,000	2,500	2,500	2,500	2,500
141	Noncert Regular Sal/Wages		0	74,156	87,677	95,271	98,171	99,102	99,341	99,371
149	Noncert Merit Incentive		0	200	900	1,200	900	900	900	900
<b>Total Salaries</b>			<b>1,025,308</b>	<b>1,457,149</b>	<b>1,509,754</b>	<b>1,395,891</b>	<b>1,838,943</b>	<b>1,898,469</b>	<b>1,942,170</b>	<b>1,973,416</b>
<i>Fringe Benefits</i>										
211	STRS - Employer's Share		0	191,771	195,512	198,516	243,582	251,785	257,870	262,240
221	SERS - Employer's Share		0	10,627	11,809	13,224	13,870	14,000	14,034	14,038
222	SERS - "Pickup"		0	7,275	5,152	0	0	0	0	0
241	Cert Medical/Hospital		0	222,089	235,256	216,650	337,928	371,721	408,891	449,779
242	Cert Life Insurance		0	2,433	2,956	3,131	4,392	4,543	4,652	4,731
249	Cert Other Insurance Benefit		0	16,174	18,585	18,070	25,228	26,078	26,708	27,161
251	Noncert Medical/Hospital		0	38,494	59,884	43,150	67,809	75,165	83,258	92,160
252	Noncert Life Insurance		0	218	206	170	250	250	250	250
259	Noncert Other Insurance Benefit		0	1,025	1,201	1,309	1,437	1,450	1,453	1,454
261	Certified Workers Comp		0	0	0	0	10,559	10,915	11,179	11,368
262	Noncert Workers Comp		0	0	0	0	601	607	608	609
<b>Total Fringe Benefits</b>			<b>0</b>	<b>490,106</b>	<b>530,561</b>	<b>494,220</b>	<b>705,656</b>	<b>756,514</b>	<b>808,903</b>	<b>863,789</b>
<i>Purchase Services</i>										
419	Other Prof/Tech Services		0	4,006	3,839	2,745	6,000	6,000	6,000	6,000
423	Repairs/Maintenance Services		167	111	394	0	500	500	500	500
439	Travel/Mileage/Meeting Expense		0	56	42	0	250	250	250	250
443	Postage		0	0	29	147	300	300	300	300
461	Printing and Binding		0	0	162	3	500	500	500	500
490	Other Purchased Services		197	79	100	0	14,680	14,680	14,680	14,680
<b>Total Purchase Services</b>			<b>364</b>	<b>4,252</b>	<b>4,566</b>	<b>2,895</b>	<b>22,230</b>	<b>22,230</b>	<b>22,230</b>	<b>22,230</b>
<i>Supplies and Materials</i>										
511	Instructional Supplies		6,356	5,910	4,941	4,305	8,000	8,000	8,000	8,000
514	Health/Hygiene Supplies		139	575	55	85	500	500	500	500
519	Other General Supplies		81	0	41	0	500	500	500	500
573	Equipment and Furniture		0	0	13	0	500	500	500	500
<b>Total Materials and Supplies</b>			<b>6,576</b>	<b>6,485</b>	<b>5,050</b>	<b>4,390</b>	<b>9,500</b>	<b>9,500</b>	<b>9,500</b>	<b>9,500</b>
<i>Capital Outlay</i>										
640	Equipment		0	0	0	170	500	500	500	500
<b>Total Insutruction</b>			<b>1,032,248</b>	<b>1,957,992</b>	<b>2,049,931</b>	<b>1,897,566</b>	<b>2,576,829</b>	<b>2,687,213</b>	<b>2,783,303</b>	<b>2,869,435</b>
<b>Support Services:</b>										
<i>Salaries:</i>										
111	Regular Cert-Salary/Wages		102,956	121,738	116,031	82,874	194,510	201,053	203,767	205,294
113	Supplemental Cert-Salary/Wages		0	5,925	6,806	2,110	4,558	4,600	4,618	4,618
119	Other Cert Salaries		0	0	0	100	500	500	500	500
141	Noncert Regular Sal/Wages		0	64,933	78,232	78,463	94,666	97,132	98,546	99,817
144	Noncertified Overtime		0	0	0	0	0	0	0	0
149	Noncert Merit Incentive		0	1,000	600	0	1,100	1,100	1,100	1,100
<b>Total Salaries</b>			<b>102,956</b>	<b>193,596</b>	<b>201,669</b>	<b>163,547</b>	<b>295,334</b>	<b>304,385</b>	<b>308,531</b>	<b>311,329</b>
<i>Fringe Benefits</i>										
211	STRS - Employer's Share		0	18,197	16,649	12,596	27,940	28,861	29,244	29,458
212	STRS - "Pickup"		4,893	11,874	13,361	10,629	16,125	16,285	16,508	16,731
221	SERS - Employer's Share		0	9,596	10,527	10,740	13,407	13,752	13,950	14,128
222	SERS - "Pickup"		0	6,370	4,696	0	0	0	0	0
241	Cert Medical/Hospital		0	20,360	22,869	14,281	44,818	49,270	53,324	58,656
242	Cert Life Insurance		0	326	376	221	629	647	656	661
249	Cert Other Insurance Benefit		641	1,810	1,740	1,203	2,894	2,989	3,029	3,051
251	Noncert Medical/Hospital		0	18,626	44,329	42,718	45,544	50,482	55,916	61,890
252	Noncert Life Insurance		0	71	152	245	242	245	248	251
259	Noncert Other Insurance Benefit		0	914	1,072	1,056	1,389	1,424	1,445	1,463
261	Certified Workers Comp		0	0	0	0	1,211	1,251	1,268	1,277
262	Noncert Workers Comp		0	0	0	0	581	596	605	612
<b>Total Fringe Benefits</b>			<b>5,534</b>	<b>88,144</b>	<b>115,771</b>	<b>93,689</b>	<b>154,779</b>	<b>165,804</b>	<b>176,193</b>	<b>188,179</b>



**STRONGSVILLE CITY SCHOOL DISTRICT**

**CUYAHOGA COUNTY, OH**

**GENERAL FUND - DEPARTMENTAL STATEMENT OF EXPENDITURES (LEVEL 4 FINANCIALS)**

**GENERAL FUND BUDGET CENTER: WHITNEY ELEMENTARY SCHOOL - 250**

Function	Object	Description	Fiscal Year 2013 Actual	Fiscal Year 2014 Actual	Fiscal Year 2015 Actual	Fiscal Year 2016 Actual	Fiscal Year 2017 Budget	Fiscal Year 2018 Projection	Fiscal Year 2019 Projection	Fiscal Year 2020 Projection
		<i>Purchase Services</i>								
	422	Garbage Removal/Cleaning	0	1,368	1,824	2,042	1,956	2,034	2,116	2,200
	423	Repairs/Maintenance Services	0	0	7	13,365	8,137	8,137	8,137	8,137
	439	Travel/Mileage/Meeting Expense	0	414	432	153	1,600	1,600	1,600	1,600
	443	Postage	163	146	0	0	250	250	250	250
	461	Printing and Binding	302	67	103	0	400	400	400	400
		<i>Total Purchase Services</i>	<i>465</i>	<i>1,995</i>	<i>2,366</i>	<i>15,560</i>	<i>12,343</i>	<i>12,421</i>	<i>12,503</i>	<i>12,587</i>
		<i>Supplies and Materials</i>								
	512	Office Supplies	300	157	297	250	1,300	1,300	1,300	1,300
	531	New Library Books	0	0	0	0	400	400	400	400
	542	Periodicals	0	0	0	0	100	100	100	100
	572	Buildings	0	0	0	9,566	9,000	9,000	9,000	9,000
	573	Equipment and Furniture	0	0	0	3,849	3,300	3,300	3,300	3,300
		<i>Total Materials and Supplies</i>	<i>300</i>	<i>157</i>	<i>297</i>	<i>13,665</i>	<i>14,100</i>	<i>14,100</i>	<i>14,100</i>	<i>14,100</i>
		<i>Capital Outlay</i>								
	640	Equipment	6,736	2,108	3,733	7,150	3,500	3,500	3,500	3,500
		<i>Other Objects</i>								
	841	Membership-Professional Organizations	0	0	0	0	750	750	750	750
		<b>Total Support Services</b>	<b>115,991</b>	<b>286,000</b>	<b>323,836</b>	<b>293,611</b>	<b>480,806</b>	<b>500,960</b>	<b>515,576</b>	<b>530,445</b>
		<b>Total Expenditures and Other Financing Uses</b>	<b>\$1,148,239</b>	<b>\$2,243,992</b>	<b>\$2,373,767</b>	<b>\$2,191,177</b>	<b>\$3,057,636</b>	<b>\$3,188,173</b>	<b>\$3,298,879</b>	<b>\$3,399,880</b>

**STRONGSVILLE CITY SCHOOL DISTRICT**

CUYAHOGA COUNTY, OH

GENERAL FUND - DEPARTMENTAL STATEMENT OF EXPENDITURES (LEVEL 4 FINANCIALS)

GENERAL FUND BUDGET CENTER: ZELLERS ELEMENTARY SCHOOL - 260

Function	Object	Description	Fiscal Year 2013 Actual	Fiscal Year 2014 Actual	Fiscal Year 2015 Actual	Fiscal Year 2016 Actual	Fiscal Year 2017 Budget	Fiscal Year 2018 Projection	Fiscal Year 2019 Projection	Fiscal Year 2020 Projection
<b>Instruction:</b>										
		<i>Salaries:</i>								
	111	Regular Cert-Salary/Wages	\$1,120,702	\$1,421,363	\$1,432,483	\$161,559	\$0	\$0	\$0	\$0
	119	Other Cert Salaries	0	1,900	3,500	400	0	0	0	0
	141	Noncert Regular Sal/Wages	0	55,308	65,604	7,991	0	0	0	0
	149	Noncert Merit Incentive	0	200	300	0	0	0	0	0
		<b>Total Salaries</b>	<b>1,120,702</b>	<b>1,478,771</b>	<b>1,501,887</b>	<b>169,950</b>	<b>0</b>	<b>0</b>	<b>0</b>	<b>0</b>
		<i>Fringe Benefits</i>								
	211	STRS - Employer's Share	0	196,591	197,818	19,311	0	0	0	0
	221	SERS - Employer's Share	0	8,016	8,787	789	0	0	0	0
	222	SERS - "Pickup"	0	5,426	3,808	0	0	0	0	0
	241	Cert Medical/Hospital	0	216,694	227,246	18,779	0	0	0	0
	242	Cert Life Insurance	0	2,516	3,030	261	0	0	0	0
	249	Cert Other Insurance Benefit	0	17,216	19,877	2,263	0	0	0	0
	251	Noncert Medical/Hospital	0	35,003	41,058	3,283	0	0	0	0
	252	Noncert Life Insurance	0	138	174	22	0	0	0	0
	259	Noncert Other Insurance Benefit	0	724	858	108	0	0	0	0
		<b>Total Fringe Benefits</b>	<b>0</b>	<b>482,324</b>	<b>502,656</b>	<b>44,816</b>	<b>0</b>	<b>0</b>	<b>0</b>	<b>0</b>
		<i>Purchase Services</i>								
	419	Other Prof/Tech Services	0	5,693	5,572	162	0	0	0	0
	439	Travel/Mileage/Meeting Expense	49	170	450	0	0	0	0	0
	461	Printing and Binding	0	0	230	0	0	0	0	0
		<b>Total Purchase Services</b>	<b>49</b>	<b>5,863</b>	<b>6,252</b>	<b>162</b>	<b>0</b>	<b>0</b>	<b>0</b>	<b>0</b>
		<i>Supplies and Materials</i>								
	511	Instructional Supplies	5,052	8,925	5,352	0	0	0	0	0
	514	Health/Hygiene Supplies	235	267	324	0	0	0	0	0
		<b>Total Materials and Supplies</b>	<b>5,287</b>	<b>9,192</b>	<b>5,676</b>	<b>0</b>	<b>0</b>	<b>0</b>	<b>0</b>	<b>0</b>
		<i>Capital Outlay</i>								
	640	Equipment	0	0	781	0	0	0	0	0
<b>Total Insutruction</b>			<b>1,126,038</b>	<b>1,976,150</b>	<b>2,017,252</b>	<b>214,928</b>	<b>0</b>	<b>0</b>	<b>0</b>	<b>0</b>
<b>Support Services:</b>										
		<i>Salaries:</i>								
	111	Regular Cert-Salary/Wages	82,981	122,806	109,151	8,570	0	0	0	0
	113	Supplemental Cert-Salary/Wages	0	6,521	7,759	665	0	0	0	0
	141	Noncert Regular Sal/Wages	0	79,934	96,838	10,210	0	0	0	0
	149	Noncert Merit Incentive	0	900	500	0	0	0	0	0
		<b>Total Salaries</b>	<b>82,981</b>	<b>210,161</b>	<b>214,248</b>	<b>19,445</b>	<b>0</b>	<b>0</b>	<b>0</b>	<b>0</b>
		<i>Fringe Benefits</i>								
	211	STRS - Employer's Share	0	18,475	15,985	1,101	0	0	0	0
	212	STRS - "Pickup"	4,059	11,632	13,340	1,123	0	0	0	0
	221	SERS - Employer's Share	0	11,772	13,179	1,008	0	0	0	0
	222	SERS - "Pickup"	0	7,841	4,973	0	0	0	0	0
	241	Cert Medical/Hospital	0	20,360	22,869	1,991	0	0	0	0
	242	Cert Life Insurance	0	325	376	32	0	0	0	0
	249	Cert Other Insurance Benefit	527	1,838	1,659	130	0	0	0	0
	251	Noncert Medical/Hospital	0	37,403	40,589	1,717	0	0	0	0
	252	Noncert Life Insurance	0	150	120	5	0	0	0	0
	259	Noncert Other Insurance Benefit	0	1,115	1,142	142	0	0	0	0
		<b>Total Fringe Benefits</b>	<b>4,586</b>	<b>110,911</b>	<b>114,232</b>	<b>7,249</b>	<b>0</b>	<b>0</b>	<b>0</b>	<b>0</b>

**STRONGSVILLE CITY SCHOOL DISTRICT**

CUYAHOGA COUNTY, OH

GENERAL FUND - DEPARTMENTAL STATEMENT OF EXPENDITURES (LEVEL 4 FINANCIALS)

GENERAL FUND BUDGET CENTER: ZELLERS ELEMENTARY SCHOOL - 260

Function	Object	Description	Fiscal Year 2013 Actual	Fiscal Year 2014 Actual	Fiscal Year 2015 Actual	Fiscal Year 2016 Actual	Fiscal Year 2017 Budget	Fiscal Year 2018 Projection	Fiscal Year 2019 Projection	Fiscal Year 2020 Projection
		<i>Purchase Services</i>								
	422	Garbage Removal/Cleaning	0	1,368	1,824	2,446	2,420	2,517	2,617	2,722
	423	Repairs/Maintenance Services	0	0	0	10,821	5,600	5,600	5,600	5,600
	439	Travel/Mileage/Meeting Expense	0	0	402	0	0	0	0	0
	443	Postage	100	239	0	0	0	0	0	0
	461	Printing and Binding	1,099	810	87	0	0	0	0	0
		<i>Total Purchase Services</i>	<i>1,199</i>	<i>2,417</i>	<i>2,313</i>	<i>13,267</i>	<i>8,020</i>	<i>8,117</i>	<i>8,217</i>	<i>8,322</i>
		<i>Supplies and Materials</i>								
	511	Instructional Supplies	0	220	0	0	0	0	0	0
	512	Office Supplies	0	275	0	0	0	0	0	0
	531	New Library Books	1,985	2,000	0	0	0	0	0	0
	572	Buildings	0	0	0	15,502	3,400	3,400	3,400	3,400
	573	Equipment and Furniture	0	0	0	1,239	600	600	600	600
		<i>Total Materials and Supplies</i>	<i>1,985</i>	<i>2,495</i>	<i>0</i>	<i>16,741</i>	<i>4,000</i>	<i>4,000</i>	<i>4,000</i>	<i>4,000</i>
		<i>Capital Outlay</i>								
	640	Equipment	9,599	5,472	2,505	0	0	0	0	0
		<b>Total Support Services</b>	<b>100,350</b>	<b>331,456</b>	<b>333,298</b>	<b>56,702</b>	<b>12,020</b>	<b>12,117</b>	<b>12,217</b>	<b>12,322</b>
		<b>Total Expenditures and Other Financing Uses</b>	<b>\$1,226,388</b>	<b>\$2,307,606</b>	<b>\$2,350,550</b>	<b>\$271,630</b>	<b>\$12,020</b>	<b>\$12,117</b>	<b>\$12,217</b>	<b>\$12,322</b>

**STRONGSVILLE CITY SCHOOL DISTRICT**

CUYAHOGA COUNTY, OH

GENERAL FUND - DEPARTMENTAL STATEMENT OF EXPENDITURES (LEVEL 4 FINANCIALS)

GENERAL FUND BUDGET CENTER: ALBION MIDDLE SCHOOL - 320

Function	Object	Description	Fiscal Year 2013 Actual	Fiscal Year 2014 Actual	Fiscal Year 2015 Actual	Fiscal Year 2016 Actual	Fiscal Year 2017 Budget	Fiscal Year 2018 Projection	Fiscal Year 2019 Projection	Fiscal Year 2020 Projection
<b>Instruction:</b>										
<i>Salaries:</i>										
111	Regular Cert-Salary/Wages		\$1,634,854	\$1,981,715	\$2,036,346	\$2,019,601	\$0	\$0	\$0	\$0
113	Supplemental Cert-Salary/Wages		0	29,024	26,576	14,141	0	0	0	0
119	Other Cert Salaries		0	3,200	6,300	8,200	0	0	0	0
141	Noncert Regular Sal/Wages		0	90,991	128,349	108,945	0	0	0	0
149	Noncert Merit Incentive		0	540	740	900	0	0	0	0
<b>Total Salaries</b>			<b>1,634,854</b>	<b>2,105,470</b>	<b>2,198,311</b>	<b>2,151,787</b>	<b>0</b>	<b>0</b>	<b>0</b>	<b>0</b>
<i>Fringe Benefits</i>										
211	STRS - Employer's Share		0	293,694	287,040	311,586	0	0	0	0
212	STRS - "Pickup"		0	295	0	0	0	0	0	0
221	SERS - Employer's Share		0	13,406	17,297	15,041	0	0	0	0
222	SERS - "Pickup"		0	8,946	7,183	0	0	0	0	0
241	Cert Medical/Hospital		0	364,740	406,375	362,943	0	0	0	0
242	Cert Life Insurance		0	3,897	4,999	5,218	0	0	0	0
249	Cert Other Insurance Benefit		0	24,982	28,923	28,695	0	0	0	0
251	Noncert Medical/Hospital		0	43,795	81,281	85,174	0	0	0	0
252	Noncert Life Insurance		0	179	233	277	0	0	0	0
259	Noncert Other Insurance Benefit		0	1,237	1,684	1,403	0	0	0	0
261	Certified Workers Comp		0	234	72	88	0	0	0	0
291	Cert Other Retire/Insurance		0	2,757	4	0	0	0	0	0
<b>Total Fringe Benefits</b>			<b>0</b>	<b>758,162</b>	<b>835,091</b>	<b>810,425</b>	<b>0</b>	<b>0</b>	<b>0</b>	<b>0</b>
<i>Purchase Services</i>										
419	Other Prof/Tech Services		0	5,203	6,799	5,698	0	0	0	0
423	Repairs/Maintenance Services		2,086	1,575	1,787	1,309	0	0	0	0
439	Travel/Mileage/Meeting Expense		700	246	0	0	0	0	0	0
461	Printing and Binding		0	0	236	14	0	0	0	0
<b>Total Purchase Services</b>			<b>2,786</b>	<b>7,024</b>	<b>8,822</b>	<b>7,021</b>	<b>0</b>	<b>0</b>	<b>0</b>	<b>0</b>
<i>Supplies and Materials</i>										
511	Instructional Supplies		1,720	2,210	2,305	939	0	0	0	0
512	Office Supplies		97	629	51	0	0	0	0	0
514	Health/Hygiene Supplies		122	556	75	238	0	0	0	0
519	Other General Supplies		958	1,112	201	264	0	0	0	0
<b>Total Materials and Supplies</b>			<b>2,897</b>	<b>4,507</b>	<b>2,632</b>	<b>1,441</b>	<b>0</b>	<b>0</b>	<b>0</b>	<b>0</b>
<b>Total Instruction</b>			<b>1,640,537</b>	<b>2,875,163</b>	<b>3,044,856</b>	<b>2,970,674</b>	<b>0</b>	<b>0</b>	<b>0</b>	<b>0</b>
<b>Support Services:</b>										
<i>Salaries:</i>										
111	Regular Cert-Salary/Wages		292,309	278,100	302,673	298,964	0	0	0	0
113	Supplemental Cert-Salary/Wages		0	10,365	11,284	9,107	0	0	0	0
119	Other Cert Salaries		0	600	600	0	0	0	0	0
141	Noncert Regular Sal/Wages		0	118,471	131,589	152,633	4,016	0	0	0
144	Noncertified Overtime		0	0	0	34	0	0	0	0
149	Noncert Merit Incentive		0	2,460	1,560	3,160	0	0	0	0
<b>Total Salaries</b>			<b>292,309</b>	<b>409,996</b>	<b>447,706</b>	<b>463,898</b>	<b>4,016</b>	<b>0</b>	<b>0</b>	<b>0</b>
<i>Fringe Benefits</i>										
211	STRS - Employer's Share		0	40,283	43,230	46,345	0	0	0	0
212	STRS - "Pickup"		13,035	22,664	26,109	14,599	0	0	0	0
221	SERS - Employer's Share		0	17,594	17,775	21,242	562	0	0	0
222	SERS - "Pickup"		0	1,622	7,637	0	0	0	0	0
241	Cert Medical/Hospital		0	52,274	57,417	39,360	0	0	0	0
242	Cert Life Insurance		0	794	911	595	0	0	0	0
249	Cert Other Insurance Benefit		1,182	4,086	4,415	4,347	0	0	0	0
251	Noncert Medical/Hospital		0	55,438	66,967	56,649	1,641	0	0	0
252	Noncert Life Insurance		0	249	282	315	10	0	0	0
259	Noncert Other Insurance Benefit		0	1,686	1,825	2,167	58	0	0	0
262	Noncert Workers Comp		0	0	268	224	24	0	0	0
<b>Total Fringe Benefits</b>			<b>14,217</b>	<b>196,690</b>	<b>226,836</b>	<b>185,843</b>	<b>2,296</b>	<b>0</b>	<b>0</b>	<b>0</b>

**STRONGSVILLE CITY SCHOOL DISTRICT**

**CUYAHOGA COUNTY, OH**

**GENERAL FUND - DEPARTMENTAL STATEMENT OF EXPENDITURES (LEVEL 4 FINANCIALS)**

**GENERAL FUND BUDGET CENTER: ALBION MIDDLE SCHOOL - 320**

Function	Object	Description	Fiscal Year 2013 Actual	Fiscal Year 2014 Actual	Fiscal Year 2015 Actual	Fiscal Year 2016 Actual	Fiscal Year 2017 Budget	Fiscal Year 2018 Projection	Fiscal Year 2019 Projection	Fiscal Year 2020 Projection
		<i>Purchase Services</i>								
	422	Garbage Removal/Cleaning	0	3,390	4,521	5,283	5,500	0	0	0
	423	Repairs/Maintenance Services	0	0	0	3,863	1,605	0	0	0
	431	Certified Travel Reimbursement	0	0	265	0	0	0	0	0
	432	Cert Meeting Expense	175	333	278	0	0	0	0	0
	443	Postage	0	490	980	470	0	0	0	0
	461	Printing and Binding	574	74	131	12	0	0	0	0
		<i>Total Purchase Services</i>	<i>749</i>	<i>4,287</i>	<i>6,175</i>	<i>9,628</i>	<i>7,105</i>	<i>0</i>	<i>0</i>	<i>0</i>
		<i>Supplies and Materials</i>								
	512	Office Supplies	5,415	7,385	5,291	3,694	0	0	0	0
	531	New Library Books	303	1,243	817	61	0	0	0	0
	572	Buildings	0	0	0	4,438	0	0	0	0
	573	Equipment and Furniture	0	0	1,025	1,110	0	0	0	0
		<i>Total Materials and Supplies</i>	<i>5,718</i>	<i>8,628</i>	<i>7,133</i>	<i>9,303</i>	<i>0</i>	<i>0</i>	<i>0</i>	<i>0</i>
		<i>Capital Outlay</i>								
	640	Equipment	2,562	7,710	19,471	6,124	0	0	0	0
		<i>Other Objects</i>								
	841	Membership-Professional Organizations	0	0	0	175	0	0	0	0
		<b>Total Support Services</b>	<b>315,555</b>	<b>627,311</b>	<b>707,321</b>	<b>674,971</b>	<b>13,417</b>	<b>0</b>	<b>0</b>	<b>0</b>
		<b>Total Expenditures and Other Financing Uses</b>	<b>\$1,956,092</b>	<b>\$3,502,474</b>	<b>\$3,752,177</b>	<b>\$3,645,645</b>	<b>\$13,417</b>	<b>\$0</b>	<b>\$0</b>	<b>\$0</b>

**STRONGSVILLE CITY SCHOOL DISTRICT**

CUYAHOGA COUNTY, OH

GENERAL FUND - DEPARTMENTAL STATEMENT OF EXPENDITURES (LEVEL 4 FINANCIALS)

GENERAL FUND BUDGET CENTER: CENTER MIDDLE SCHOOL - 330

Function	Object	Description	Fiscal Year 2013 Actual	Fiscal Year 2014 Actual	Fiscal Year 2015 Actual	Fiscal Year 2016 Actual	Fiscal Year 2017 Budget	Fiscal Year 2018 Projection	Fiscal Year 2019 Projection	Fiscal Year 2020 Projection
<b>Instruction:</b>										
<i>Salaries:</i>										
111	Regular Cert-Salary/Wages		\$1,732,249	\$2,227,090	\$2,395,825	\$2,366,564	\$0	\$0	\$0	\$0
113	Supplemental Cert-Salary/Wages		0	20,774	17,765	17,277	0	0	0	0
119	Other Cert Salaries		0	2,700	3,700	4,600	0	0	0	0
141	Noncert Regular Sal/Wages		0	55,256	66,812	92,731	0	0	0	0
149	Noncert Merit Incentive		0	540	680	580	0	0	0	0
<b>Total Salaries</b>			<b>1,732,249</b>	<b>2,306,360</b>	<b>2,484,782</b>	<b>2,481,752</b>	<b>0</b>	<b>0</b>	<b>0</b>	<b>0</b>
<i>Fringe Benefits</i>										
211	STRS - Employer's Share		0	313,767	333,289	365,352	0	0	0	0
212	STRS - "Pickup"		0	11,650	0	0	0	0	0	0
221	SERS - Employer's Share		0	7,958	9,000	12,868	0	0	0	0
222	SERS - "Pickup"		0	5,421	3,884	0	0	0	0	0
241	Cert Medical/Hospital		0	382,445	421,819	435,273	0	0	0	0
242	Cert Life Insurance		0	4,806	5,651	5,859	0	0	0	0
249	Cert Other Insurance Benefit		0	27,771	33,854	33,390	0	0	0	0
251	Noncert Medical/Hospital		0	66,903	42,605	38,371	0	0	0	0
252	Noncert Life Insurance		0	92	131	157	0	0	0	0
259	Noncert Other Insurance Benefit		0	703	842	1,219	0	0	0	0
<b>Total Fringe Benefits</b>			<b>0</b>	<b>821,516</b>	<b>851,075</b>	<b>892,489</b>	<b>0</b>	<b>0</b>	<b>0</b>	<b>0</b>
<i>Purchase Services</i>										
419	Other Prof/Tech Services		0	5,917	5,881	5,308	0	0	0	0
439	Travel/Mileage/Meeting Expense		684	1,143	0	189	0	0	0	0
<b>Total Purchase Services</b>			<b>684</b>	<b>7,060</b>	<b>5,881</b>	<b>5,497</b>	<b>0</b>	<b>0</b>	<b>0</b>	<b>0</b>
<i>Supplies and Materials</i>										
511	Instructional Supplies		4,032	4,719	2,542	999	0	0	0	0
514	Health/Hygiene Supplies		682	222	587	463	0	0	0	0
<b>Total Materials and Supplies</b>			<b>4,714</b>	<b>4,941</b>	<b>3,129</b>	<b>1,462</b>	<b>0</b>	<b>0</b>	<b>0</b>	<b>0</b>
<i>Capital Outlay</i>										
640	Equipment		86	2,159	3,114	1,129	0	0	0	0
<b>Total Instruction</b>			<b>1,737,733</b>	<b>3,142,036</b>	<b>3,347,981</b>	<b>3,382,329</b>	<b>0</b>	<b>0</b>	<b>0</b>	<b>0</b>
<b>Support Services:</b>										
<i>Salaries:</i>										
111	Regular Cert-Salary/Wages		254,963	262,757	276,172	281,982	0	0	0	0
113	Supplemental Cert-Salary/Wages		0	8,203	10,107	5,494	0	0	0	0
119	Other Cert Salaries		0	400	400	400	0	0	0	0
141	Noncert Regular Sal/Wages		28,796	116,121	131,345	142,522	0	0	0	0
144	Noncertified Overtime		0	0	0	17	0	0	0	0
149	Noncert Merit Incentive		0	2,460	1,720	2,020	0	0	0	0
<b>Total Salaries</b>			<b>283,759</b>	<b>389,941</b>	<b>419,744</b>	<b>432,435</b>	<b>0</b>	<b>0</b>	<b>0</b>	<b>0</b>
<i>Fringe Benefits</i>										
211	STRS - Employer's Share		0	37,794	39,421	44,036	0	0	0	0
212	STRS - "Pickup"		11,340	21,102	22,773	23,707	0	0	0	0
221	SERS - Employer's Share		0	17,014	17,757	19,615	0	0	0	0
222	SERS - "Pickup"		1,424	11,102	7,631	0	0	0	0	0
241	Cert Medical/Hospital		0	63,511	73,969	75,173	0	0	0	0
242	Cert Life Insurance		0	770	927	914	0	0	0	0
249	Cert Other Insurance Benefit		1,357	3,806	4,002	4,005	0	0	0	0
251	Noncert Medical/Hospital		0	54,983	66,291	64,134	0	0	0	0
252	Noncert Life Insurance		0	239	287	335	0	0	0	0
259	Noncert Other Insurance Benefit		191	1,632	1,830	1,993	0	0	0	0
262	Noncert Workers Comp		0	0	0	177	0	0	0	0
<b>Total Fringe Benefits</b>			<b>14,312</b>	<b>211,953</b>	<b>234,888</b>	<b>234,089</b>	<b>0</b>	<b>0</b>	<b>0</b>	<b>0</b>

**STRONGSVILLE CITY SCHOOL DISTRICT**

CUYAHOGA COUNTY, OH

GENERAL FUND - DEPARTMENTAL STATEMENT OF EXPENDITURES (LEVEL 4 FINANCIALS)

GENERAL FUND BUDGET CENTER: CENTER MIDDLE SCHOOL - 330

Function	Object	Description	Fiscal Year 2013 Actual	Fiscal Year 2014 Actual	Fiscal Year 2015 Actual	Fiscal Year 2016 Actual	Fiscal Year 2017 Budget	Fiscal Year 2018 Projection	Fiscal Year 2019 Projection	Fiscal Year 2020 Projection
		<i>Purchase Services</i>								
	422	Garbage Removal/Cleaning	0	6,430	8,573	11,288	0	0	0	0
	423	Repairs/Maintenance Services	0	189	650	1,181	0	0	0	0
	432	Cert Meeting Expense	65	81	0	631	0	0	0	0
	439	Travel/Mileage/Meeting Expense	0	0	0	266	0	0	0	0
	443	Postage	910	950	490	0	0	0	0	0
	461	Printing and Binding	281	0	406	22	0	0	0	0
		<i>Total Purchase Services</i>	<i>1,256</i>	<i>7,650</i>	<i>10,119</i>	<i>13,388</i>	<i>0</i>	<i>0</i>	<i>0</i>	<i>0</i>
		<i>Supplies and Materials</i>								
	512	Office Supplies	2,915	2,998	5,140	3,353	0	0	0	0
	531	New Library Books	37	0	0	0	0	0	0	0
	572	Buildings	0	0	0	6,635	0	0	0	0
	573	Equipment and Furniture	0	0	0	2,011	0	0	0	0
		<i>Total Materials and Supplies</i>	<i>2,952</i>	<i>2,998</i>	<i>5,140</i>	<i>11,999</i>	<i>0</i>	<i>0</i>	<i>0</i>	<i>0</i>
		<i>Capital Outlay</i>								
	640	Equipment	7,034	10,791	11,678	10,187	0	0	0	0
		<i>Other Objects</i>								
	841	Membership-Professional Organizations	0	0	0	390	0	0	0	0
		<b>Total Support Services</b>	<b>309,313</b>	<b>623,333</b>	<b>681,569</b>	<b>702,488</b>	<b>0</b>	<b>0</b>	<b>0</b>	<b>0</b>
		<i>Extracurricular Activities</i>								
		<i>Salaries:</i>								
	141	Noncert Regular Sal/Wages	23,087	23,087	23,642	1,432	0	0	0	0
	149	Noncert Merit Incentive	0	300	300	0	0	0	0	0
		<i>Total Salaries</i>	<i>23,087</i>	<i>23,387</i>	<i>23,942</i>	<i>1,432</i>	<i>0</i>	<i>0</i>	<i>0</i>	<i>0</i>
		<i>Fringe Benefits</i>								
	221	SERS - Employer's Share	0	3,198	3,197	125	0	0	0	0
	251	Noncert Medical/Hospital	0	10,213	11,955	960	0	0	0	0
	252	Noncert Life Insurance	0	55	60	5	0	0	0	0
		<i>Total Fringe Benefits</i>	<i>0</i>	<i>13,466</i>	<i>15,212</i>	<i>1,090</i>	<i>0</i>	<i>0</i>	<i>0</i>	<i>0</i>
		<b>Total Extracurricular Activities</b>	<b>23,087</b>	<b>36,853</b>	<b>39,154</b>	<b>2,522</b>	<b>0</b>	<b>0</b>	<b>0</b>	<b>0</b>
		<b>Total Expenditures and Other Financing Uses</b>	<b>\$2,070,133</b>	<b>\$3,802,222</b>	<b>\$4,068,704</b>	<b>\$4,087,339</b>	<b>\$0</b>	<b>\$0</b>	<b>\$0</b>	<b>\$0</b>

**STRONGSVILLE CITY SCHOOL DISTRICT**

CUYAHOGA COUNTY, OH

GENERAL FUND - DEPARTMENTAL STATEMENT OF EXPENDITURES (LEVEL 4 FINANCIALS)

GENERAL FUND BUDGET CENTER: STRONGSVILLE MIDDLE SCHOOL - 340

Function	Object	Description	Fiscal Year 2013 Actual	Fiscal Year 2014 Actual	Fiscal Year 2015 Actual	Fiscal Year 2016 Actual	Fiscal Year 2017 Budget	Fiscal Year 2018 Projection	Fiscal Year 2019 Projection	Fiscal Year 2020 Projection
<b>Instruction:</b>										
<i>Salaries:</i>										
111	Regular Cert-Salary/Wages		\$0	\$0	\$0	\$0	\$6,567,879	\$6,585,575	\$6,744,792	\$6,854,795
113	Supplemental Cert-Salary/Wages		0	0	0	0	49,500	49,500	49,500	49,500
119	Other Cert Salaries		0	0	0	0	18,000	18,000	18,000	18,000
141	Noncert Regular Sal/Wages		0	0	0	0	189,828	194,332	198,364	201,988
149	Noncert Merit Incentive		0	0	0	0	1,300	1,300	1,300	1,300
<b>Total Salaries</b>			<b>0</b>	<b>0</b>	<b>0</b>	<b>0</b>	<b>6,826,507</b>	<b>6,848,707</b>	<b>7,011,956</b>	<b>7,125,583</b>
<i>Fringe Benefits</i>										
211	STRS - Employer's Share		0	0	0	0	928,953	931,431	953,721	969,121
221	SERS - Employer's Share		0	0	0	0	26,758	27,388	27,953	28,460
241	Cert Medical/Hospital		0	0	0	0	1,169,885	1,177,330	1,295,060	1,424,750
242	Cert Life Insurance		0	0	0	0	16,571	16,653	17,054	17,332
249	Cert Other Insurance Benefit		0	0	0	0	96,213	96,470	98,778	100,373
251	Noncert Medical/Hospital		0	0	0	0	117,307	129,230	142,345	156,772
252	Noncert Life Insurance		0	0	0	0	483	491	501	510
259	Noncert Other Insurance Benefit		0	0	0	0	2,771	2,837	2,895	2,948
<b>Total Fringe Benefits</b>			<b>0</b>	<b>0</b>	<b>0</b>	<b>0</b>	<b>2,400,371</b>	<b>2,423,394</b>	<b>2,580,863</b>	<b>2,743,512</b>
<i>Purchase Services</i>										
419	Other Prof/Tech Services		0	0	0	0	20,000	20,000	20,000	20,000
423	Repairs/Maintenance Services		0	0	0	0	1,000	1,000	1,000	1,000
439	Travel/Mileage/Meeting Expense		0	0	0	0	1,000	1,000	1,000	1,000
<b>Total Purchase Services</b>			<b>0</b>	<b>0</b>	<b>0</b>	<b>0</b>	<b>22,000</b>	<b>22,000</b>	<b>22,000</b>	<b>22,000</b>
<i>Supplies and Materials</i>										
511	Instructional Supplies		0	0	0	0	28,500	28,500	28,500	28,500
514	Health/Hygiene Supplies		0	0	0	0	1,000	1,000	1,000	1,000
519	Other General Supplies		0	0	0	0	500	500	500	500
<b>Total Materials and Supplies</b>			<b>0</b>	<b>0</b>	<b>0</b>	<b>0</b>	<b>30,000</b>	<b>30,000</b>	<b>30,000</b>	<b>30,000</b>
<i>Capital Outlay</i>										
640	Equipment		0	0	0	0	6,000	6,000	6,000	6,000
<b>Total Instruction</b>			<b>0</b>	<b>0</b>	<b>0</b>	<b>0</b>	<b>9,284,878</b>	<b>9,330,101</b>	<b>9,650,819</b>	<b>9,927,095</b>
<b>Support Services:</b>										
<i>Salaries:</i>										
111	Regular Cert-Salary/Wages		0	0	0	0	511,757	531,675	550,033	563,888
113	Supplemental Cert-Salary/Wages		0	0	0	0	18,500	18,500	18,500	18,500
119	Other Cert Salaries		0	0	0	0	2,000	2,000	2,000	2,000
141	Noncert Regular Sal/Wages		0	0	0	0	248,960	252,179	252,386	252,930
149	Noncert Merit Incentive		0	0	0	0	5,700	5,700	5,700	5,700
<b>Total Salaries</b>			<b>0</b>	<b>0</b>	<b>0</b>	<b>0</b>	<b>786,917</b>	<b>810,054</b>	<b>828,619</b>	<b>843,018</b>
<i>Fringe Benefits</i>										
211	STRS - Employer's Share		0	0	0	0	74,516	77,305	79,875	81,814
212	STRS - "Pickup"		0	0	0	0	42,427	43,336	43,978	44,619
221	SERS - Employer's Share		0	0	0	0	35,652	36,103	36,132	36,208
241	Cert Medical/Hospital		0	0	0	0	119,330	131,172	141,668	155,835
242	Cert Life Insurance		0	0	0	0	1,662	1,720	1,774	1,814
249	Cert Other Insurance Benefit		0	0	0	0	7,718	8,007	8,273	8,474
251	Noncert Medical/Hospital		0	0	0	0	123,707	137,085	151,851	168,092
252	Noncert Life Insurance		0	0	0	0	634	635	636	638
259	Noncert Other Insurance Benefit		0	0	0	0	3,693	3,739	3,742	3,750
261	Certified Workers Comp		0	0	0	0	3,230	3,351	3,463	3,547
262	Noncert Workers Comp		0	0	0	0	1,546	1,565	1,566	1,570
<b>Total Fringe Benefits</b>			<b>0</b>	<b>0</b>	<b>0</b>	<b>0</b>	<b>414,114</b>	<b>444,018</b>	<b>472,958</b>	<b>506,361</b>



**STRONGSVILLE CITY SCHOOL DISTRICT**

CUYAHOGA COUNTY, OH

GENERAL FUND - DEPARTMENTAL STATEMENT OF EXPENDITURES (LEVEL 4 FINANCIALS)

GENERAL FUND BUDGET CENTER: STRONGSVILLE MIDDLE SCHOOL - 340

Function	Object	Description	Fiscal Year 2013 Actual	Fiscal Year 2014 Actual	Fiscal Year 2015 Actual	Fiscal Year 2016 Actual	Fiscal Year 2017 Budget	Fiscal Year 2018 Projection	Fiscal Year 2019 Projection	Fiscal Year 2020 Projection
		<i>Purchase Services</i>								
	422	Garbage Removal/Cleaning	0	0	0	0	16,158	16,804	17,476	18,176
	423	Repairs/Maintenance Services	0	0	0	0	5,540	5,540	5,540	5,540
	439	Travel/Mileage/Meeting Expense	0	0	0	0	3,000	3,000	3,000	3,000
	461	Printing and Binding	0	0	0	0	1,000	1,000	1,000	1,000
		<i>Total Purchase Services</i>	<i>0</i>	<i>0</i>	<i>0</i>	<i>0</i>	<i>25,698</i>	<i>26,344</i>	<i>27,016</i>	<i>27,716</i>
		<i>Supplies and Materials</i>								
	512	Office Supplies	0	0	0	0	12,500	12,500	12,500	12,500
	531	New Library Books	0	0	0	0	500	500	500	500
	572	Buildings	0	0	0	0	21,600	21,600	21,600	21,600
	573	Equipment and Furniture	0	0	0	0	11,250	11,250	11,250	11,250
		<i>Total Materials and Supplies</i>	<i>0</i>	<i>0</i>	<i>0</i>	<i>0</i>	<i>45,850</i>	<i>45,850</i>	<i>45,850</i>	<i>45,850</i>
		<i>Capital Outlay</i>								
	640	Equipment	0	0	0	0	55,720	55,720	55,720	55,720
		<i>Other Objects</i>								
	841	Membership-Professional Organizations	0	0	0	0	500	500	500	500
		<b>Total Support Services</b>	<b>0</b>	<b>0</b>	<b>0</b>	<b>0</b>	<b>1,328,799</b>	<b>1,382,486</b>	<b>1,430,663</b>	<b>1,479,164</b>
		<b>Total Expenditures and Other Financing Uses</b>	<b>\$0</b>	<b>\$0</b>	<b>\$0</b>	<b>\$0</b>	<b>\$10,613,678</b>	<b>\$10,712,587</b>	<b>\$11,081,482</b>	<b>\$11,406,259</b>

**STRONGSVILLE CITY SCHOOL DISTRICT**

CUYAHOGA COUNTY, OH

GENERAL FUND - DEPARTMENTAL STATEMENT OF EXPENDITURES (LEVEL 4 FINANCIALS)

GENERAL FUND BUDGET CENTER: STRONGSVILLE HIGH SCHOOL - 360

Function	Object	Description	Fiscal Year 2013 Actual	Fiscal Year 2014 Actual	Fiscal Year 2015 Actual	Fiscal Year 2016 Actual	Fiscal Year 2017 Budget	Fiscal Year 2018 Projection	Fiscal Year 2019 Projection	Fiscal Year 2020 Projection
<b>Instruction:</b>										
<i>Salaries:</i>										
111	Regular Cert-Salary/Wages		\$5,664,416	\$7,557,895	\$7,589,685	\$7,466,674	\$7,735,205	\$8,040,632	\$8,047,958	\$8,149,154
113	Supplemental Cert-Salary/Wages		0	47,062	48,501	47,173	55,312	55,312	55,312	55,312
119	Other Cert Salaries		0	21,600	26,800	29,700	26,000	26,000	26,000	26,000
141	Noncert Regular Sal/Wages		0	102,713	120,477	144,470	176,351	179,566	182,370	184,845
149	Noncert Merit Incentive		0	1,000	900	400	200	200	200	200
<b>Total Salaries</b>			<b>5,664,416</b>	<b>7,730,270</b>	<b>7,786,363</b>	<b>7,688,417</b>	<b>7,993,068</b>	<b>8,301,710</b>	<b>8,311,840</b>	<b>8,415,511</b>
<i>Fringe Benefits</i>										
211	STRS - Employer's Share		0	1,077,116	1,058,378	1,151,133	1,094,312	1,137,072	1,138,098	1,152,265
221	SERS - Employer's Share		0	14,791	16,337	19,824	24,717	25,167	25,560	25,906
222	SERS - "Pickup"		0	8,514	5,996	0	0	0	0	0
241	Cert Medical/Hospital		0	1,477,434	1,460,470	1,427,274	1,542,867	1,687,700	1,739,989	1,914,172
242	Cert Life Insurance		0	15,880	18,911	18,532	19,531	20,312	20,329	20,586
249	Cert Other Insurance Benefit		0	89,149	104,001	103,325	113,339	117,768	117,874	119,342
251	Noncert Medical/Hospital		0	69,181	76,774	100,059	93,012	102,504	112,948	124,434
252	Noncert Life Insurance		0	197	356	414	448	453	460	466
259	Noncert Other Insurance Benefit		0	1,330	1,572	1,880	2,560	2,607	2,647	2,683
261	Certified Workers Comp		0	725	881	1,279	47,438	49,292	49,337	49,951
<b>Total Fringe Benefits</b>			<b>0</b>	<b>2,754,317</b>	<b>2,743,676</b>	<b>2,823,720</b>	<b>2,939,297</b>	<b>3,143,966</b>	<b>3,208,350</b>	<b>3,410,928</b>
<i>Purchase Services</i>										
419	Other Prof/Tech Services		0	21,663	21,114	17,392	22,149	22,149	22,149	22,149
423	Repairs/Maintenance Services		1,785	527	5,837	875	2,550	2,550	2,550	2,550
439	Travel/Mileage/Meeting Expense		2,047	1,688	2,397	2,903	4,050	4,050	4,050	4,050
461	Printing and Binding		0	0	0	0	7,500	7,500	7,500	7,500
490	Other Purchased Services		2,071	3,012	2,834	2,191	3,500	3,500	3,500	3,500
<b>Total Purchase Services</b>			<b>5,903</b>	<b>26,890</b>	<b>32,182</b>	<b>23,361</b>	<b>39,749</b>	<b>39,749</b>	<b>39,749</b>	<b>39,749</b>
<i>Supplies and Materials</i>										
511	Instructional Supplies		21,321	32,828	64,063	31,100	32,646	32,646	32,646	32,646
519	Other General Supplies		9,684	7,476	11,167	12,288	13,557	13,557	13,557	13,557
523	Rebinding Textbooks		0	0	0	0	2,000	2,000	2,000	2,000
590	Other Supplies and Materials		1,121	790	737	693	1,500	1,500	1,500	1,500
<b>Total Materials and Supplies</b>			<b>32,126</b>	<b>41,094</b>	<b>75,967</b>	<b>44,081</b>	<b>49,703</b>	<b>49,703</b>	<b>49,703</b>	<b>49,703</b>
<i>Capital Outlay</i>										
640	Equipment		0	2,794	6,312	31,849	18,900	18,900	18,900	18,900
<b>Total Insutruction</b>			<b>5,702,445</b>	<b>10,555,365</b>	<b>10,644,500</b>	<b>10,611,428</b>	<b>11,040,717</b>	<b>11,554,028</b>	<b>11,628,542</b>	<b>11,934,791</b>
<b>Support Services:</b>										
<i>Salaries:</i>										
111	Regular Cert-Salary/Wages		851,831	1,009,301	986,991	969,916	1,015,006	1,042,663	1,064,155	1,079,280
113	Supplemental Cert-Salary/Wages		0	27,938	33,347	33,054	46,188	46,188	46,188	46,188
119	Other Cert Salaries		0	1,400	1,000	2,200	2,000	2,000	2,000	2,000
141	Noncert Regular Sal/Wages		39,155	504,723	574,166	610,888	573,212	577,410	584,056	589,004
144	Noncertificated Overtime		0	1,189	1,110	1,194	1,500	1,500	1,500	1,500
149	Noncert Merit Incentive		0	3,600	5,452	5,870	4,800	4,800	4,800	4,800
169	Other Non-Certificated Compensation		0	1,200	1,200	1,200	0	0	0	0
<b>Total Salaries</b>			<b>890,986</b>	<b>1,549,351</b>	<b>1,603,266</b>	<b>1,624,322</b>	<b>1,642,706</b>	<b>1,674,561</b>	<b>1,702,699</b>	<b>1,722,772</b>
<i>Fringe Benefits</i>										
211	STRS - Employer's Share		0	144,722	141,327	154,048	148,847	152,719	155,728	157,846
212	STRS - "Pickup"		37,360	53,439	56,663	64,503	74,021	75,628	76,761	77,894
221	SERS - Employer's Share		0	73,816	77,674	84,597	81,132	81,719	82,650	83,343
222	SERS - "Pickup"		1,920	53,147	33,393	0	0	0	0	0
241	Cert Medical/Hospital		1,834	196,865	200,881	194,782	199,161	218,956	237,356	261,092
242	Cert Life Insurance		0	2,583	2,879	2,937	3,262	3,346	3,412	3,460
249	Cert Other Insurance Benefit		5,009	14,674	14,333	14,122	15,416	15,817	16,129	16,348
251	Noncert Medical/Hospital		0	262,677	303,867	256,700	301,752	329,673	364,558	402,935
252	Noncert Life Insurance		0	1,102	1,284	1,319	1,451	1,458	1,474	1,486
259	Noncert Other Insurance Benefit		250	6,962	7,938	8,507	8,403	8,464	8,560	8,632
261	Certified Workers Comp		0	0	0	0	6,453	6,620	6,751	6,843
262	Noncert Workers Comp		0	0	0	0	3,517	3,543	3,583	3,613
<b>Total Fringe Benefits</b>			<b>46,373</b>	<b>809,987</b>	<b>840,239</b>	<b>781,515</b>	<b>843,415</b>	<b>897,944</b>	<b>956,962</b>	<b>1,023,491</b>

**STRONGSVILLE CITY SCHOOL DISTRICT**

**CUYAHOGA COUNTY, OH**

**GENERAL FUND - DEPARTMENTAL STATEMENT OF EXPENDITURES (LEVEL 4 FINANCIALS)**

**GENERAL FUND BUDGET CENTER: STRONGSVILLE HIGH SCHOOL - 360**

Function	Object	Description	Fiscal Year 2013 Actual	Fiscal Year 2014 Actual	Fiscal Year 2015 Actual	Fiscal Year 2016 Actual	Fiscal Year 2017 Budget	Fiscal Year 2018 Projection	Fiscal Year 2019 Projection	Fiscal Year 2020 Projection
		<i>Purchase Services</i>								
	422	Garbage Removal/Cleaning	0	9,119	12,409	14,560	14,643	15,229	15,838	16,471
	423	Repairs/Maintenance Services	0	0	0	23,270	24,300	24,300	24,300	24,300
	443	Postage	5,834	3,489	1,826	5,849	9,072	9,072	9,072	9,072
	444	Postage Machine Rental	1,384	1,320	1,320	1,210	2,000	2,000	2,000	2,000
	461	Printing and Binding	1,354	3,616	1,240	1,067	3,000	3,000	3,000	3,000
	490	Other Purchased Services	4,277	1,129	4,340	20,474	21,500	21,500	21,500	21,500
	499	Other Purchased Services	0	532	1,016	155	1,016	1,016	1,016	1,016
		<i>Total Purchase Services</i>	<i>12,849</i>	<i>19,205</i>	<i>22,151</i>	<i>66,585</i>	<i>75,531</i>	<i>76,117</i>	<i>76,726</i>	<i>77,359</i>
		<i>Supplies and Materials</i>								
	512	Office Supplies	19,663	23,342	12,500	20,106	25,500	25,500	25,500	25,500
	531	New Library Books	1,837	3,127	1,980	2,051	2,435	2,435	2,435	2,435
	542	Periodicals	391	406	352	350	352	352	352	352
	572	Buildings	0	0	0	51,555	82,213	82,213	82,213	82,213
	573	Equipment and Furniture	0	260	1,071	18,574	24,871	24,871	24,871	24,871
		<i>Total Materials and Supplies</i>	<i>21,891</i>	<i>27,135</i>	<i>15,903</i>	<i>92,636</i>	<i>135,371</i>	<i>135,371</i>	<i>135,371</i>	<i>135,371</i>
		<i>Capital Outlay</i>								
	640	Equipment	11,145	14,235	23,438	5,921	21,877	21,877	21,877	21,877
		<i>Other Objects</i>								
	889	Other Awards and Prizes	11,667	5,076	6,762	5,149	7,000	7,000	7,000	7,000
		<b>Total Support Services</b>	<b>994,911</b>	<b>2,424,989</b>	<b>2,511,759</b>	<b>2,576,128</b>	<b>2,725,900</b>	<b>2,812,869</b>	<b>2,900,635</b>	<b>2,987,870</b>
		<b>Total Expenditures and Other Financing Uses</b>	<b>\$6,697,356</b>	<b>\$12,980,354</b>	<b>\$13,156,259</b>	<b>\$13,187,556</b>	<b>\$13,766,617</b>	<b>\$14,366,898</b>	<b>\$14,529,176</b>	<b>\$14,922,661</b>

**STRONGSVILLE CITY SCHOOL DISTRICT**

**CUYAHOGA COUNTY, OH**

**GENERAL FUND - DEPARTMENTAL STATEMENT OF EXPENDITURES (LEVEL 4 FINANCIALS)**

**GENERAL FUND BUDGET CENTER: MAINTENANCE PLANT SERVICES - 700**

Function	Object	Description	Fiscal Year 2013 Actual	Fiscal Year 2014 Actual	Fiscal Year 2015 Actual	Fiscal Year 2016 Actual	Fiscal Year 2017 Budget	Fiscal Year 2018 Projection	Fiscal Year 2019 Projection	Fiscal Year 2020 Projection
<b>Support Services:</b>										
<i>Salaries:</i>										
141	Noncert Regular Sal/Wages		\$0	\$0	\$0	\$0	\$473,942	\$477,873	\$480,452	\$484,990
142	Noncert Temp Salary/Wages		0	0	0	0	15,000	15,000	15,000	15,000
144	Noncertified Overtime		0	0	0	0	65,000	65,000	65,000	65,000
149	Noncert Merit Incentive		0	0	0	0	3,400	3,400	3,400	3,400
<b>Total Salaries</b>			<b>0</b>	<b>0</b>	<b>0</b>	<b>0</b>	<b>557,342</b>	<b>561,273</b>	<b>563,852</b>	<b>568,390</b>
<i>Fringe Benefits</i>										
221	SERS - Employer's Share		35,220	0	0	0	78,028	78,578	78,939	79,575
222	SERS - "Pickup"		18,765	0	0	0	0	0	0	0
229	SERS - "Surcharge"		0	0	0	0	5,000	5,000	5,000	5,000
251	Noncert Medical/Hospital		42,970	0	0	0	143,799	159,188	176,163	194,835
252	Noncert Life Insurance		789	0	0	0	1,194	1,204	1,211	1,222
259	Noncert Other Insurance Benefit		2,694	0	0	0	8,081	8,138	8,176	8,242
262	Noncert Workers Comp		0	0	0	0	3,383	3,406	3,422	3,450
<b>Total Fringe Benefits</b>			<b>100,438</b>	<b>0</b>	<b>0</b>	<b>0</b>	<b>239,485</b>	<b>255,514</b>	<b>272,911</b>	<b>292,324</b>
<i>Purchase Services</i>										
422	Garbage Removal/Cleaning		36,930	13,615	2,432	2,754	19,977	29,150	30,316	31,529
423	Repairs/Maintenance Services		216,185	181,963	126,233	72,513	60,538	63,313	63,313	63,313
424	Property Insurance		126,438	139,427	171,383	182,735	190,775	204,129	218,418	233,708
439	Travel/Mileage/Meeting Expense		2,034	1,445	3,051	2,806	2,855	2,855	2,855	2,855
441	Telephone Service		48,426	40,542	43,245	51,991	55,000	55,000	55,000	55,000
451	Electricity		812,212	917,485	990,770	1,219,801	1,200,000	1,248,000	1,297,920	1,349,837
452	Water and Sewage		225,669	168,117	142,529	208,856	240,000	249,600	259,584	269,967
453	Gas		164,899	243,087	308,477	151,629	320,000	332,800	346,113	359,957
<b>Total Purchase Services</b>			<b>1,632,793</b>	<b>1,705,681</b>	<b>1,788,120</b>	<b>1,893,085</b>	<b>2,089,145</b>	<b>2,184,847</b>	<b>2,273,519</b>	<b>2,366,166</b>
<i>Supplies and Materials</i>										
572	Buildings		0	0	0	386	0	0	0	0
573	Equipment and Furniture		51,307	52,926	80,762	7,441	18,000	18,000	18,000	18,000
581	Parts-Maint/Rep Motor Vehicles		22,555	23,430	28,202	26,173	29,700	29,700	29,700	29,700
582	Fuel		20,811	23,127	23,288	15,331	25,000	25,000	25,000	25,000
583	Tires and Tubes		605	0	3,032	0	3,100	3,100	3,100	3,100
<b>Total Materials and Supplies</b>			<b>95,278</b>	<b>99,483</b>	<b>135,284</b>	<b>49,331</b>	<b>75,800</b>	<b>75,800</b>	<b>75,800</b>	<b>75,800</b>
<i>Capital Outlay</i>										
640	Equipment		27,238	20,104	35,442	13,258	36,500	36,500	36,500	36,500
<i>Other Objects</i>										
849	Other Dues and Fees		2,499	2,446	2,393	2,393	3,000	3,000	3,000	3,000
<b>Total Expenditures and Other Financing Uses</b>			<b>\$1,858,246</b>	<b>\$1,827,714</b>	<b>\$1,961,239</b>	<b>\$1,958,067</b>	<b>\$3,001,272</b>	<b>\$3,116,934</b>	<b>\$3,225,582</b>	<b>\$3,342,180</b>

**STRONGSVILLE CITY SCHOOL DISTRICT**

**CUYAHOGA COUNTY, OH**

**GENERAL FUND - DEPARTMENTAL STATEMENT OF EXPENDITURES (LEVEL 4 FINANCIALS)**

**GENERAL FUND BUDGET CENTER: CUSTODIANS - 710**

Function	Object	Description	Fiscal Year 2013 Actual	Fiscal Year 2014 Actual	Fiscal Year 2015 Actual	Fiscal Year 2016 Actual	Fiscal Year 2017 Budget	Fiscal Year 2018 Projection	Fiscal Year 2019 Projection	Fiscal Year 2020 Projection
<b>Support Services:</b>										
<i>Salaries:</i>										
141	Noncert Regular Sal/Wages		\$2,310,304	\$2,351,149	\$2,485,950	\$2,533,523	\$2,279,295	\$2,300,534	\$2,321,551	\$2,343,897
142	Noncert Temp Salary/Wages		71,617	80,087	77,763	97,768	95,000	95,000	95,000	95,000
144	Noncertificated Overtime		160,941	171,894	166,260	242,348	230,000	230,000	230,000	230,000
149	Noncert Merit Incentive		11,400	24,800	24,600	29,000	22,600	22,600	22,600	22,600
162	Noncert Termination Benefit		9,160	0	0	0	0	0	0	0
<b>Total Salaries</b>			<b>2,563,422</b>	<b>2,627,930</b>	<b>2,754,573</b>	<b>2,902,639</b>	<b>2,626,895</b>	<b>2,648,134</b>	<b>2,669,151</b>	<b>2,691,497</b>
<i>Fringe Benefits</i>										
221	SERS - Employer's Share		80,806	360,670	449,732	472,290	367,765	370,739	373,681	376,810
222	SERS - "Pickup"		87,401	250,212	152,311	0	0	0	0	0
229	SERS - "Surcharge"		0	6,934	8,951	4,348	0	0	0	0
251	Noncert Medical/Hospital		214,916	936,559	144,516	146,176	856,494	948,874	1,050,867	1,163,059
252	Noncert Life Insurance		1,670	1,321	750	1,272	5,744	5,797	5,850	5,907
259	Noncert Other Insurance Benefit		8,435	31,569	34,679	38,142	38,090	38,398	38,703	39,027
262	Noncert Workers Comp		9,820	26,545	9,201	28,896	11,692	11,786	11,880	11,978
<b>Total Fringe Benefits</b>			<b>403,048</b>	<b>1,613,810</b>	<b>800,140</b>	<b>691,124</b>	<b>1,279,785</b>	<b>1,375,594</b>	<b>1,480,981</b>	<b>1,596,781</b>
<i>Purchase Services</i>										
423	Repairs/Maintenance Services		0	0	0	1,195	0	0	0	0
<i>Supplies and Materials</i>										
572	Buildings		186,778	200,472	223,443	26,395	56,186	56,186	56,186	56,186
<b>Total Expenditures and Other Financing Uses</b>			<b>\$3,153,248</b>	<b>\$4,442,212</b>	<b>\$3,778,156</b>	<b>\$3,621,353</b>	<b>\$3,962,866</b>	<b>\$4,079,914</b>	<b>\$4,206,318</b>	<b>\$4,344,464</b>

**STRONGSVILLE CITY SCHOOL DISTRICT**

**CUYAHOGA COUNTY, OH**

**GENERAL FUND - DEPARTMENTAL STATEMENT OF EXPENDITURES (LEVEL 4 FINANCIALS)**

**GENERAL FUND BUDGET CENTER: BUILDING AND GROUNDS - 712**

Function	Object	Description	Fiscal Year 2013 Actual	Fiscal Year 2014 Actual	Fiscal Year 2015 Actual	Fiscal Year 2016 Actual	Fiscal Year 2017 Budget	Fiscal Year 2018 Projection	Fiscal Year 2019 Projection	Fiscal Year 2020 Projection
<b>Support Services:</b>										
<i>Salaries:</i>										
141	Noncert Regular Sal/Wages		\$95,942	\$99,068	\$103,646	\$111,646	\$48,525	\$41,410	\$42,268	\$43,106
144	Noncertificated Overtime		0	0	180	0	0	0	0	0
149	Noncert Merit Incentive		0	200	200	800	1,000	1,000	1,000	1,000
<b>Total Salaries</b>			<b>95,942</b>	<b>99,268</b>	<b>104,026</b>	<b>112,446</b>	<b>49,525</b>	<b>42,410</b>	<b>43,268</b>	<b>44,106</b>
<i>Fringe Benefits</i>										
221	SERS - Employer's Share		51,931	13,587	13,888	15,289	6,933	5,937	6,057	6,174
222	SERS - "Pickup"		34,359	10,484	9,475	1,570	981	0	0	0
251	Noncert Medical/Hospital		613,013	24,440	835,616	723,611	26,646	25,241	27,958	30,945
252	Noncert Life Insurance		4,277	4,233	5,038	4,931	134	104	106	109
259	Noncert Other Insurance Benefit		3,405	1,381	1,442	1,555	718	615	627	640
262	Noncert Workers Comp		380	9,670	1,816	745	301	257	263	268
<b>Total Fringe Benefits</b>			<b>707,365</b>	<b>63,795</b>	<b>867,275</b>	<b>747,701</b>	<b>35,713</b>	<b>32,154</b>	<b>35,011</b>	<b>38,136</b>
<i>Purchase Services</i>										
413	Health Services		19,500	26,290	20,315	18,000	20,000	20,000	20,000	20,000
439	Travel/Mileage/Meeting Expense		1,585	1,608	3,297	1,435	3,400	3,400	3,400	3,400
<b>Total Purchase Services</b>			<b>21,085</b>	<b>27,898</b>	<b>23,612</b>	<b>19,435</b>	<b>23,400</b>	<b>23,400</b>	<b>23,400</b>	<b>23,400</b>
<i>Supplies and Materials</i>										
519	Other General Supplies		5,306	3,162	549	2,315	1,600	1,600	1,600	1,600
<b>Total Expenditures and Other Financing Uses</b>			<b>\$829,698</b>	<b>\$194,123</b>	<b>\$995,462</b>	<b>\$881,897</b>	<b>\$110,238</b>	<b>\$99,564</b>	<b>\$103,279</b>	<b>\$107,242</b>

**STRONGSVILLE CITY SCHOOL DISTRICT**

**CUYAHOGA COUNTY, OH**

**GENERAL FUND - DEPARTMENTAL STATEMENT OF EXPENDITURES (LEVEL 4 FINANCIALS)**

**GENERAL FUND BUDGET CENTER: GROUNDS CREW - 720**

Function	Object	Description	Fiscal Year 2013 Actual	Fiscal Year 2014 Actual	Fiscal Year 2015 Actual	Fiscal Year 2016 Actual	Fiscal Year 2017 Budget	Fiscal Year 2018 Projection	Fiscal Year 2019 Projection	Fiscal Year 2020 Projection
<b>Support Services:</b>										
<i>Salaries:</i>										
141	Noncert Regular Sal/Wages		\$136,272	\$135,466	\$147,723	\$130,923	\$0	\$0	\$0	\$0
144	Noncertificated Overtime		6,529	9,004	7,273	13,396	0	0	0	0
149	Noncert Merit Incentive		400	1,000	1,200	800	0	0	0	0
<b>Total Salaries</b>			<b>143,201</b>	<b>145,470</b>	<b>156,196</b>	<b>145,119</b>	<b>0</b>	<b>0</b>	<b>0</b>	<b>0</b>
<i>Fringe Benefits</i>										
221	SERS - Employer's Share		201,488	19,932	20,758	19,658	0	0	0	0
222	SERS - "Pickup"		123,172	14,163	9,069	0	0	0	0	0
251	Noncert Medical/Hospital		21,260	58,272	66,242	56,718	0	0	0	0
252	Noncert Life Insurance		375	346	339	342	0	0	0	0
259	Noncert Other Insurance Benefit		18,612	2,027	2,221	2,032	0	0	0	0
262	Noncert Workers Comp		384	0	640	1,012	0	0	0	0
<b>Total Fringe Benefits</b>			<b>365,291</b>	<b>94,740</b>	<b>99,269</b>	<b>79,762</b>	<b>0</b>	<b>0</b>	<b>0</b>	<b>0</b>
<b>Total Expenditures and Other Financing Uses</b>			<b>\$508,492</b>	<b>\$240,210</b>	<b>\$255,465</b>	<b>\$224,881</b>	<b>\$0</b>	<b>\$0</b>	<b>\$0</b>	<b>\$0</b>

# BOND RETIREMENT FUND SECTION


The budget statements contained in this section provide the detailed revenue and expenditures for the Bond Retirement Fund.

The bond retirement fund is used to account for the accumulation of resources for, and the payment of, general long-term debt principal, interest, and related costs.

The statements in this section contain the consolidated Level 3 statement of the bond retirement fund and the individual Level 4 statements each department and/or program within the bond retirement fund.

The departments and/or programs that make up the bond retirement fund are as follows:

- Bond Retirement Fund





**STRONGSVILLE CITY SCHOOL DISTRICT**  
**CUYAHOGA COUNTY, OH**  
**STATEMENT OF REVENUES AND EXPENDITURES**  
**FY 2013 ACTUAL THROUGH PROJECTION TO FY 2020**  
**BOND RETIREMENT FUND - LEVEL 3 FINANCIAL**

Function	Description	Fiscal Year 2013 Actual	Fiscal Year 2014 Actual	Fiscal Year 2015 Actual	Fiscal Year 2016 Actual	Fiscal Year 2017 Budget	Fiscal Year 2018 Projection	Fiscal Year 2019 Projection	Fiscal Year 2020 Projection
<b>Revenues:</b>									
	<b>From Local Sources:</b>								
	Taxes	\$3,209,857	\$3,670,548	\$3,566,909	\$3,799,112	\$3,693,061	\$3,693,061	\$3,693,061	\$3,693,061
	Earnings on Investments	1,396	7,224	7,226	10,545	5,000	5,000	5,000	5,000
	Other Local Revenues	3,006,102	0	0	0	0	0	0	0
	<b>Intergovernmental - State</b>	404,815	426,984	437,508	481,524	500,000	500,000	500,000	500,000
<b>Total Revenues</b>		<b>6,622,170</b>	<b>4,104,756</b>	<b>4,011,643</b>	<b>4,291,181</b>	<b>4,198,061</b>	<b>4,198,061</b>	<b>4,198,061</b>	<b>4,198,061</b>
<b>Support Services:</b>									
	Other Objects	58,439	50,134	52,735	46,241	51,400	51,200	51,200	51,200
<b>Total Support Services</b>		<b>58,439</b>	<b>50,134</b>	<b>52,735</b>	<b>46,241</b>	<b>51,400</b>	<b>51,200</b>	<b>51,200</b>	<b>51,200</b>
<b>Debt Service:</b>									
	Principal Payment	2,770,000	2,050,000	1,545,000	1,320,000	1,375,000	1,425,000	1,485,000	1,545,000
	Interest and Fiscal Charges	96,166	4,080,719	3,039,359	2,987,863	2,933,963	2,877,962	2,819,762	2,766,887
<b>Total Debt Service</b>		<b>2,866,166</b>	<b>6,130,719</b>	<b>4,584,359</b>	<b>4,307,863</b>	<b>4,308,963</b>	<b>4,302,962</b>	<b>4,304,762</b>	<b>4,311,887</b>
<b>Total Expenditures</b>		<b>2,924,605</b>	<b>6,180,853</b>	<b>4,637,094</b>	<b>4,354,104</b>	<b>4,360,363</b>	<b>4,354,162</b>	<b>4,355,962</b>	<b>4,363,087</b>
<b>Net Change in Fund Balance</b>		<b>3,697,565</b>	<b>(2,076,097)</b>	<b>(625,451)</b>	<b>(62,923)</b>	<b>(162,302)</b>	<b>(156,101)</b>	<b>(157,901)</b>	<b>(165,026)</b>
<b>Cash Balance at Beginning of Fiscal Year</b>		4,297,742	7,995,307	5,919,210	5,293,759	5,230,836	5,068,534	4,912,433	4,754,532
<b>Cash Balance at End of Fiscal Year</b>		7,995,307	5,919,210	5,293,759	5,230,836	5,068,534	4,912,433	4,754,532	4,589,506
<b>Year End Encumbrances Appropriated</b>		0	0	200	200	200	200	200	200
<b>Unencumbered Fund Balance at End of Fiscal Year</b>		<b>\$7,995,307</b>	<b>\$5,919,210</b>	<b>\$5,293,559</b>	<b>\$5,230,636</b>	<b>\$5,068,334</b>	<b>\$4,912,233</b>	<b>\$4,754,332</b>	<b>\$4,589,306</b>

**STRONGSVILLE CITY SCHOOL DISTRICT**

**CUYAHOGA COUNTY, OH**

**BOND RETIREMENT FUND - DEPARTMENTAL STATEMENT OF REVENUES AND EXPENDITURES (LEVEL 4 FINANCIALS)**

**FY 2013 ACTUAL THROUGH PROJECTION TO FY 2020**

**TOTAL BOND RETIREMENT FUND**

Function	Object	Description	Fiscal Year 2013 Actual	Fiscal Year 2014 Actual	Fiscal Year 2015 Actual	Fiscal Year 2016 Actual	Fiscal Year 2017 Budget	Fiscal Year 2018 Projection	Fiscal Year 2019 Projection	Fiscal Year 2020 Projection
<b>Revenues:</b>										
	<b>From Local Sources:</b>									
		Taxes	\$3,209,857	\$3,670,548	\$3,566,909	\$3,799,112	\$3,693,061	\$3,693,061	\$3,693,061	\$3,693,061
		Earnings on Investments	1,396	7,224	7,226	10,545	5,000	5,000	5,000	5,000
		Other Local Revenues	3,006,102	0	0	0	0	0	0	0
		<b>Intergovernmental - State</b>	404,815	426,984	437,508	481,524	500,000	500,000	500,000	500,000
<b>Total Revenues</b>			<b>6,622,170</b>	<b>4,104,756</b>	<b>4,011,643</b>	<b>4,291,181</b>	<b>4,198,061</b>	<b>4,198,061</b>	<b>4,198,061</b>	<b>4,198,061</b>
<b>Support Services:</b>										
	<b>Other Objects</b>									
	845	Cnty Auditors/Treas Fees	40,922	38,851	42,085	38,034	41,000	41,000	41,000	41,000
	847	Delinquent Land Taxes	17,317	11,083	10,450	8,207	10,000	10,000	10,000	10,000
	848	Bank Charges	200	200	200	0	400	200	200	200
<b>Total Support Services</b>			<b>58,439</b>	<b>50,134</b>	<b>52,735</b>	<b>46,241</b>	<b>51,400</b>	<b>51,200</b>	<b>51,200</b>	<b>51,200</b>
<b>Debt Service:</b>										
	<b>Other Objects</b>									
	811	Serial Bonds - Principal	2,770,000	2,050,000	1,545,000	1,320,000	1,375,000	1,425,000	1,485,000	1,545,000
	821	Serial Bonds - Interest	96,166	4,080,719	3,039,359	2,987,863	2,933,963	2,877,962	2,819,762	2,766,887
<b>Total Debt Service</b>			<b>2,866,166</b>	<b>6,130,719</b>	<b>4,584,359</b>	<b>4,307,863</b>	<b>4,308,963</b>	<b>4,302,962</b>	<b>4,304,762</b>	<b>4,311,887</b>
<b>Total Expenditures</b>			<b>2,924,605</b>	<b>6,180,853</b>	<b>4,637,094</b>	<b>4,354,104</b>	<b>4,360,363</b>	<b>4,354,162</b>	<b>4,355,962</b>	<b>4,363,087</b>
<b>Net Change in Fund Balance</b>			<b>3,697,565</b>	<b>(2,076,097)</b>	<b>(625,451)</b>	<b>(62,923)</b>	<b>(162,302)</b>	<b>(156,101)</b>	<b>(157,901)</b>	<b>(165,026)</b>
<b>Cash Balance at Beginning of Fiscal Year</b>			4,297,742	7,995,307	5,919,210	5,293,759	5,230,836	5,068,534	4,912,433	4,754,532
<b>Cash Balance at End of Fiscal Year</b>			7,995,307	5,919,210	5,293,759	5,230,836	5,068,534	4,912,433	4,754,532	4,589,506
<b>Year End Encumbrances Appropriated</b>			0	0	200	200	200	200	200	200
<b>Unencumbered Fund Balance at End of Fiscal Year</b>			<b>\$7,995,307</b>	<b>\$5,919,210</b>	<b>\$5,293,559</b>	<b>\$5,230,636</b>	<b>\$5,068,334</b>	<b>\$4,912,233</b>	<b>\$4,754,332</b>	<b>\$4,589,306</b>

# CAPITAL PROJECTS FUNDS SECTION

The budget statements contained in this section provide the detailed revenue and expenditures for the Capital Projects Funds.

The capital projects funds are used to account for and report financial resources that are restricted, committed, or assigned to expenditure for capital outlays, including the acquisition or construction of capital facilities and other capital assets.

The statements in this section contain the consolidated Level 3 statement for each capital projects fund and the individual Level 4 statements each department and/or program within each capital projects fund.

The individual fund types that make up the capital projects funds are as follows:

- Permanent Improvement Fund
- Building Fund

For a long-range capital improvement plan, the Board Facilities Development Committee (BFDC) developed a 30 year Strategic Plan for the District's facilities. The BFDC presented the plan to the Board of Education in February of 2016 which was recognized by the Board of Education as a fluid document that will need to be reviewed periodically depending on need and enrollment fluctuations.

Board Facilities Development Committee (BFDC)  
30 Year Strategic Plan

**Introduction:** BFDC is a committee of the Board of Strongsville City Schools. The voting members of the committee are taxpayers of City of Strongsville who have vested interest in excellence in schools. The task of this committee is only to focus on facilities as facilities consume substantial amounts of financial resources. The committee meets on monthly basis and in addition to committee members, meetings are attended by school administration, board members and other concerned citizens. The committee analyzes the data provided by administration and makes a recommendation. The committee does not have the power to implement any of the recommendations as that is a decision of the Board. This plan is only to serve as a guideline and needs to be modified as circumstances change.

The district has extremely energized administration that thinks strategically. The committee's goal was to align revenue with expenses so facilities have maintenance schedules and replacement schedules as the facilities age. Much of the attention of this plan is focused on renovated preschool and elementary schools as the newly built Middle school and renovated High School will only need to be maintained minimally. Maintenance costs on facilities can be substantial depending on the issue. A high quality maintenance program

A high quality maintenance program increases the usefulness of facility and equipment. A commitment from all parties including but not limited to Board, Superintendent, and maintenance staff is necessary. The Board needs to adequately fund a maintenance and replacement program and staff needs to develop a comprehensive program that they own. If maintenance staff owns a program optimal results can be achieved.

**Background:** The committee was formed primarily to give citizens' perspective to the Board and administration as the population in Strongsville is aging and enrollment declining. In 2014 the community meetings were held as committee had recommended closing two elementary schools. The decision to close elementary schools was based on several factors including but not limited to, student enrollment, age of facility, evolving student learning methods, and utilization. Based on data analyzed by committee, the goal was to have optimal utilization of classroom space while keeping student education the primary focus. Student accessibility to elementary school is considered and goal of the committee is to have students attend elementary schools fairly close to their residences unless special circumstances dictate otherwise. The creation of this plan is a partnership between citizens, Board, and Administration.

**Schools Facilities:**

Once Drake is closed and Albion and Center Middle school are consolidated, the district will have 5 elementary schools, one early learning preschool, Middle School, High School, Administration Building ( FKA Zellers), and transportation garage.

**District Enrollment Projections (as of February 2016):**

	Preschool	Chapman ES	Drake ES	Kinsner ES	Muraski ES	Surrarrer ES	Whitney ES	Strongsville MS	SHS
<b>2015-16</b>	110	399	405	557	487	323	294	402/467	2024
<b>2016-17</b>	110	314*	---	446**	419*	331*	412**	1257	1975
<b>2017-18</b>	110	304*	---	437**	377*	325*	420**	1195	1890
<b>2018-19</b>	110	303*	---	437**	358*	317*	430**	1057	1832
<b>2019-20</b>	110	301*	---	435**	332*	303*	434**	1006	1716

\*Placeholder of 50 kindergarten students

\*\*Placeholder of 75 Kindergarten Students

**Student Enrollment (projected):**

Year 2020 are used

	Preschool	Chapman ES		Kinsner ES	Muraski ES	Surrarrer ES	Whitney ES	Strongsville MS	SHS
<b>2020</b>	110	399		557	487	323	294	402/467	2024
<b>2025</b>	110	314	---	446	419	331	412**	1257	1975
<b>2030</b>	110	304*	---	437**	377*	325*	420**	1195	1890
<b>2035</b>	110	303*	---	437**	358*	317*	430**	1057	1832
<b>2040</b>	110	301*	---	435**	332*	303*	434**	1006	1716
<b>2045</b>	110	301*	---	435**	332*	303*	434**	1006	1716

\*Placeholder of 50 kindergarten students

\*\*Placeholder of 75 Kindergarten Students

### Ohio Facilities Construction Commission 2012 Report:

- In this report, the OFCC estimated the renovation expenses needed to renovate each district building to OFCC standards divided by the cost to replace to generate the percentage below. The OFCC recommends replacement of a building with a percentage greater than 66%.

	Preschool	Chapman ES	Kinsner ES	Muraski ES	Surrarrer ES	Whitney ES	SHS	Zellers/BOE	Transportation
<b>Key Dates</b>	<i>Bought 2005 Ren. 2005, 2014</i>	<i>Est. 1971; Ren. 1977</i>	<i>Est. 1998</i>	<i>Est. 1956; Ren. 1957, 1977, 2005</i>	<i>Est. 1965; Ren. 1977</i>	<i>Est. 1962; Ren. 1968, 1977, 1991</i>	<i>Est. 1963; Ren. 1966, 1971, 1973, 1978, 1998</i>	<i>Est. 1966; Ren. 1978</i>	<i>Bought 1990 Ren. 2014</i>
<b>Renovations</b>	Office/Storage/ Activity Space	Classroom Wing	N/A	Classroom Wing, Classroom Wing, Building Addition	Classroom Addition	Classroom Addition, Classroom/Art/Music/Kitchen, Classrooms	Addition, Auditorium (1971)	Classroom Additions	Bus Lot/Roof/ Road/Parking
<b>Square Footage</b>	13,350	41,584	61,579	57,675	37,749	40,965	292,321	33,563	15,100
<b>Renovate/Replace</b>	Not Assessed	69%	36%	32%; 70%	70%	83%	49%	75%	Not Assessed

**District Facilities Plan, Phase I (2015-2025):**

<b>Facilities***</b>	<b>Preschool</b>	<b>Chapman</b>	<b>Drake</b>	<b>Kinsner</b>	<b>Muraski</b>	<b>Surrarrer</b>	<b>Whitney</b>	<b>Zellers/ Admin.</b>
<b>2015 – 2020</b>	Critical Repairs as Needed	Critical Repairs as Needed	<b>Abate/Demo in 2016</b>	Critical Repairs as Needed	Critical Repairs as Needed	Critical Repairs as Needed	Critical Repairs as Needed	<b>Covert Admin. in Dec. 2015</b>
<b>2020 – 2025*</b>	↓	<b>Abate/Demo</b>		↓	<b>Abate/Demo K-2 Wing</b>	<b>Abate/Demo</b>	<b>Abate/Demo</b>	Critical Repairs as Needed

<b>Facilities***</b>	<b>Albion MS/ Center MS</b>	<b>Strongsville MS</b>	<b>SHS</b>	<b>BOE</b>	<b>OPS</b>	<b>Transp.</b>	<b>District Land**</b>
<b>2015 – 2020</b>	<b>Abate/Demo in 2016</b>	<b>Open in August 2016</b>	Critical Repairs as Needed	<b>Abate/Demo in 2016</b>	<b>Abate/Demo in 2016</b>	Critical Repairs as Needed	ALN, DRA, ALB, OPS
<b>2020 – 2025*</b>		Critical Repairs as Needed	↓			↓	ALN, DRA, ALB, OPS

\*Complete enrollment analysis; examine elementary boundary adjustments and elementary construction/renovation bond project

\*\*Determine plan for retaining or selling district property

**District Facilities Plan, Phase II (2025-2045):**

<b>Facilities</b>	<b>Preschool</b>	<b>Kinsner</b>	<b>Muraski</b>	<b>New Elem. (NE Quad)</b>	<b>New Elem. (NW Quad)</b>	<b>New Elem. (SW Quad)</b>	<b>Strongsville MS</b>	<b>SHS</b>	<b>Administrative Offices</b>	<b>Transp.</b>	<b>District Land</b>
<b>2025 – 2030</b>	Critical Repairs as Needed	Critical Repairs as Needed	<b>Construct K-2 Addition</b>	<b>Construct New ES</b>	<b>Construct New ES</b>	<b>Construct New ES</b>	Critical Repairs as Needed	Critical Repairs as Needed	Critical Repairs as Needed	Critical Repairs as Needed	ALN, DRA,  WHI, OPS
<b>2030 – 2035</b>			Critical Repairs as Needed	Critical Repairs as Needed	Critical Repairs as Needed	Critical Repairs as Needed					
<b>2035 – 2040</b>											
<b>2040 – 2045</b>	↓	↓	↓	↓	↓	↓	↓	↓	↓	↓	↓

# PERMANENT IMPROVEMENT FUND

The budget statements contained in this section provide the detailed revenue and expenditures for the Permanent Improvement Fund.

The permanent improvement fund is used to account for all transactions related to the acquiring, construction, or improving facilities and/or capital assets.

The statements in this section contain the consolidated Level 3 statement of the permanent improvement fund and the individual Level 4 statements each department and/or program within the permanent improvement fund.

The departments and/or programs that make up the permanent improvement fund are as follows:

- Permanent Improvement Fund

On November 9, 2004, the residents of the City of Strongsville approved a 1 mill permanent improvement levy which generates about \$1.1 million dollars annually. On June 29, 2005, the School District entered into a 30 year lease-purchase agreement of \$4,525,000 for the expansion and improvement of Muraski Elementary to be repaid from the Permanent Improvement Fund. Below is an outline of the major projects to be paid from the Permanent Improvement Fund for the upcoming year.

Project	Budget
Bus Purchases	\$450,000
Muraski Elementary Debt Payments	272,819
Sidewalk Project	150,000
General Maintenance - District Wide	78,500
HVAC - Maintenance and Repairs	50,000
Road / Asphalt Maintenance	70,000
Roof Repairs - District Wide	60,000
Furniture/Equipment Replacement	50,000
Vehicles	60,000
Playground Repairs and Maintenance - District Wide	35,000
<b>Total</b>	<b>\$1,276,319</b>



**STRONGSVILLE CITY SCHOOL DISTRICT**  
**CUYAHOGA COUNTY, OH**  
**STATEMENT OF REVENUES AND EXPENDITURES**  
**FY 2013 ACTUAL THROUGH PROJECTION TO FY 2020**  
**PERMANENT IMPROVEMENT FUND - LEVEL 3 FINANCIAL**

Function	Description	Fiscal Year 2013 Actual	Fiscal Year 2014 Actual	Fiscal Year 2015 Actual	Fiscal Year 2016 Actual	Fiscal Year 2017 Budget	Fiscal Year 2018 Projection	Fiscal Year 2019 Projection	Fiscal Year 2020 Projection
<b>Revenues:</b>									
	<b>From Local Sources:</b>								
	Taxes	\$998,324	\$1,037,458	\$995,798	\$1,042,484	\$1,021,315	\$1,021,315	\$1,021,315	\$1,021,315
	Earnings on Investments	183	145	216	966	150	150	150	150
	<b>Intergovernmental - State</b>	133,111	124,493	125,182	135,227	125,500	125,500	125,500	125,500
<b>Total Revenues</b>		<b>1,131,618</b>	<b>1,162,096</b>	<b>1,121,196</b>	<b>1,178,677</b>	<b>1,146,965</b>	<b>1,146,965</b>	<b>1,146,965</b>	<b>1,146,965</b>
<b>Support Services:</b>									
	Purchase Services	49,005	10,272	1,759	10,680	17,000	17,000	17,000	17,000
	Materials and Supplies	2,490	12,862	2,710	39,253	41,500	41,500	41,500	41,500
	Capital Outlay	1,314,580	1,135,857	800,184	612,033	930,000	801,684	799,246	802,246
	Other Objects	17,026	16,775	14,461	13,987	15,000	15,000	15,000	15,000
<b>Total Support Services</b>		<b>1,383,101</b>	<b>1,175,766</b>	<b>819,114</b>	<b>675,953</b>	<b>1,003,500</b>	<b>875,184</b>	<b>872,746</b>	<b>875,746</b>
<b>Facilities Acquisition and Construction:</b>									
	Capital Outlay	0	10,791	37	0	0	0	0	0
<b>Total Facilities Acquisition and Construction</b>		<b>0</b>	<b>10,791</b>	<b>37</b>	<b>0</b>	<b>0</b>	<b>0</b>	<b>0</b>	<b>0</b>
<b>Debt Service:</b>									
	Principal Payment	110,000	115,000	120,000	140,000	155,000	155,000	160,000	160,000
	Interest and Fiscal Charges	192,131	187,769	183,069	130,293	117,819	116,781	114,219	111,219
<b>Total Debt Service</b>		<b>302,131</b>	<b>302,769</b>	<b>303,069</b>	<b>270,293</b>	<b>272,819</b>	<b>271,781</b>	<b>274,219</b>	<b>271,219</b>
<b>Total Expenditures</b>		<b>1,685,232</b>	<b>1,489,326</b>	<b>1,122,220</b>	<b>946,246</b>	<b>1,276,319</b>	<b>1,146,965</b>	<b>1,146,965</b>	<b>1,146,965</b>
<b>Excess of Revenues Over / (Under) Expenditures</b>		<b>(553,614)</b>	<b>(327,230)</b>	<b>(1,024)</b>	<b>232,431</b>	<b>(129,354)</b>	<b>0</b>	<b>0</b>	<b>0</b>
<b>Other Financing Sources / (Uses):</b>									
	Transfers Out	0	(90,295)	(4,570)	0	0	0	0	0
	Transfers In	0	90,295	4,570	0	0	0	0	0
	Refund of Prior Year Receipt	0	0	0	8,852	0	0	0	0
<b>Total Other Financing Sources / (Uses)</b>		<b>0</b>	<b>0</b>	<b>0</b>	<b>8,852</b>	<b>0</b>	<b>0</b>	<b>0</b>	<b>0</b>
<b>Net Change in Fund Balance</b>		<b>(553,614)</b>	<b>(327,230)</b>	<b>(1,024)</b>	<b>241,283</b>	<b>(129,354)</b>	<b>0</b>	<b>0</b>	<b>0</b>
	<b>Cash Balance at Beginning of Fiscal Year</b>	978,257	424,643	97,413	96,389	337,672	208,318	208,318	208,318
	<b>Cash Balance at End of Fiscal Year</b>	424,643	97,413	96,389	337,672	208,318	208,318	208,318	208,318
	<b>Year End Encumbrances Appropriated</b>	196,551	7,106	22,708	77,225	77,225	77,225	77,225	77,225
<b>Unencumbered Fund Balance at End of Fiscal Year</b>		<b>\$228,092</b>	<b>\$90,307</b>	<b>\$73,681</b>	<b>\$260,447</b>	<b>\$131,093</b>	<b>\$131,093</b>	<b>\$131,093</b>	<b>\$131,093</b>

**STRONGSVILLE CITY SCHOOL DISTRICT**

**CUYAHOGA COUNTY, OH**

**PERMANENT IMPROVEMENT FUND - DEPARTMENTAL STATEMENT OF REVENUES AND EXPENDITURES (LEVEL 4 FINANCIALS)**

**FY 2013 ACTUAL THROUGH PROJECTION TO FY 2020**

**TOTAL PERMANENT IMPROVEMENT FUND**

Function	Object	Description	Fiscal Year 2013 Actual	Fiscal Year 2014 Actual	Fiscal Year 2015 Actual	Fiscal Year 2016 Actual	Fiscal Year 2017 Budget	Fiscal Year 2018 Projection	Fiscal Year 2019 Projection	Fiscal Year 2020 Projection
<b>Revenues:</b>										
<b>From Local Sources:</b>										
		Taxes	\$998,324	\$1,037,458	\$995,798	\$1,042,484	\$1,021,315	\$1,021,315	\$1,021,315	\$1,021,315
		Earnings on Investments	183	145	216	966	150	150	150	150
		<b>Intergovernmental - State</b>	133,111	124,493	125,182	135,227	125,500	125,500	125,500	125,500
<b>Total Revenues</b>			<b>1,131,618</b>	<b>1,162,096</b>	<b>1,121,196</b>	<b>1,178,677</b>	<b>1,146,965</b>	<b>1,146,965</b>	<b>1,146,965</b>	<b>1,146,965</b>
<b>Support Services:</b>										
<i>Purchase Services</i>										
	415	Management Services	42,099	0	0	0	0	0	0	0
	417	Statistical Services	6,906	10,272	1,759	10,680	17,000	17,000	17,000	17,000
<b>Total Purchase Services</b>			<b>49,005</b>	<b>10,272</b>	<b>1,759</b>	<b>10,680</b>	<b>17,000</b>	<b>17,000</b>	<b>17,000</b>	<b>17,000</b>
<i>Supplies and Materials</i>										
	570	Sup/Mat. Oper/Maint/Repair	2,490	12,862	2,710	39,253	41,500	41,500	41,500	41,500
<i>Capital Outlay</i>										
	620	Building Improvements	671,879	39,165	44,792	37,893	250,000	100,000	100,000	100,000
	640	Equipment	642,701	1,096,692	755,392	574,140	680,000	701,684	699,246	702,246
<b>Total Equipment</b>			<b>1,314,580</b>	<b>1,135,857</b>	<b>800,184</b>	<b>612,033</b>	<b>930,000</b>	<b>801,684</b>	<b>799,246</b>	<b>802,246</b>
<i>Other Objects</i>										
	845	Cnty Auditors/Treas Fees	10,165	11,106	9,509	10,765	11,000	11,000	11,000	11,000
	847	Delinquent Land Taxes	4,361	3,169	2,452	2,322	2,500	2,500	2,500	2,500
	848	Bank Charges	2,500	2,500	2,500	900	1,500	1,500	1,500	1,500
<b>Total Other Objects</b>			<b>17,026</b>	<b>16,775</b>	<b>14,461</b>	<b>13,987</b>	<b>15,000</b>	<b>15,000</b>	<b>15,000</b>	<b>15,000</b>
<b>Total Support Services</b>			<b>1,383,101</b>	<b>1,175,766</b>	<b>819,114</b>	<b>675,953</b>	<b>1,003,500</b>	<b>875,184</b>	<b>872,746</b>	<b>875,746</b>
<b>Facilities Acquisition and Construction:</b>										
<i>Capital Outlay</i>										
	610	Land Acquisition	0	10,791	37	0	0	0	0	0
<b>Total Facilities Acquisition and Construction</b>			<b>0</b>	<b>10,791</b>	<b>37</b>	<b>0</b>	<b>0</b>	<b>0</b>	<b>0</b>	<b>0</b>
<b>Debt Service:</b>										
<i>Other Objects</i>										
	811	Serial Bonds - Principal	110,000	115,000	120,000	140,000	155,000	155,000	160,000	160,000
	821	Serial Bonds - Interest	192,131	187,769	183,069	130,293	117,819	116,781	114,219	111,219
<b>Total Debt Service</b>			<b>302,131</b>	<b>302,769</b>	<b>303,069</b>	<b>270,293</b>	<b>272,819</b>	<b>271,781</b>	<b>274,219</b>	<b>271,219</b>
<b>Total Expenditures</b>			<b>1,685,232</b>	<b>1,489,326</b>	<b>1,122,220</b>	<b>946,246</b>	<b>1,276,319</b>	<b>1,146,965</b>	<b>1,146,965</b>	<b>1,146,965</b>
<b>Excess of Revenues Over / (Under) Expenditures</b>			<b>(553,614)</b>	<b>(327,230)</b>	<b>(1,024)</b>	<b>232,431</b>	<b>(129,354)</b>	<b>0</b>	<b>0</b>	<b>0</b>
<b>Other Financing Sources / (Uses):</b>										
<i>Other Financing Uses</i>										
	910	Transfers Out	0	(90,295)	(4,570)	0	0	0	0	0
	911	Transfers In	0	90,295	4,570	0	0	0	0	0
	930	Refund of Prior Year Receipt	0	0	0	8,852	0	0	0	0
<b>Total Other Financing Sources / (Uses)</b>			<b>0</b>	<b>0</b>	<b>0</b>	<b>8,852</b>	<b>0</b>	<b>0</b>	<b>0</b>	<b>0</b>
<b>Net Change in Fund Balance</b>			<b>(553,614)</b>	<b>(327,230)</b>	<b>(1,024)</b>	<b>241,283</b>	<b>(129,354)</b>	<b>0</b>	<b>0</b>	<b>0</b>
<b>Cash Balance at Beginning of Fiscal Year</b>			<b>978,257</b>	<b>424,643</b>	<b>97,413</b>	<b>96,389</b>	<b>337,672</b>	<b>208,318</b>	<b>208,318</b>	<b>208,318</b>
<b>Cash Balance at End of Fiscal Year</b>			<b>424,643</b>	<b>97,413</b>	<b>96,389</b>	<b>337,672</b>	<b>208,318</b>	<b>208,318</b>	<b>208,318</b>	<b>208,318</b>
<b>Year End Encumbrances Appropriated</b>			<b>196,551</b>	<b>7,106</b>	<b>22,708</b>	<b>77,225</b>	<b>77,225</b>	<b>77,225</b>	<b>77,225</b>	<b>77,225</b>
<b>Unencumbered Fund Balance at End of Fiscal Year</b>			<b>\$228,092</b>	<b>\$90,307</b>	<b>\$73,681</b>	<b>\$260,447</b>	<b>\$131,093</b>	<b>\$131,093</b>	<b>\$131,093</b>	<b>\$131,093</b>

# BUILDING FUND

The budget statements contained in this section provide the detailed revenue and expenditures for the Building Fund.

The building fund is used to account for monies received and expended in connection with the construction of the middle school, renovation of the high school, demolition of closed buildings, and renovations of the elementary and other buildings within the District.

The statements in this section contain the consolidated Level 3 statement of the building fund and the individual Level 4 statements each department and/or program within the building fund.

The departments and/or programs that make up the building are as follows:

- Construction Fund
- Construction LFI
- Excellence in Athletics

On November 6, 2012, the resident of the City of Strongsville approved an \$81 million dollar bond issue for the primary focus of consolidating Albion and Center Middle Schools into Strongsville Middle School, renovations of Strongsville High School, and repairs to the elementary schools across the District.

In the fall of 2015, the District launched an “Excellence in Athletics” campaign to fundraise \$1.7 million to install synthetic turf at both Strongsville High School and Strongsville Middle School. As pledges and commitments will be received over a period of several years, the Board of Education authorized the District to use bond dollars that resulted from a combination of \$300,000 in bond interest and construction contingency savings to provide the initial funding of the project of \$1.5 million. As the fundraising dollars are received by the District over the course of the next several years, they will be returned to the building fund for the going repairs of the district’s facilities. The donations will be received into the Other Local Grants Fund and then transferred to the building fund at the end of each fiscal year. In addition, donations that have been received through FY 16 of \$200,000 will cover expenses directly from the Other Local Grants Fund. Below is an outline of the major projects to be paid from the building fund.

Project	Original Budget	Revised Budget	Expended through FY 16	Projected FY 17 and Beyond
<b>Construction Fund:</b>				
Demolition and Abatement:				
Allen Elementary	\$382,046	\$423,796	\$423,796	\$0
Albion Middle School	596,896	518,394	17,462	500,932
Drake Elementary	0	306,227	8,183	298,044
<i>Total Demolition and Abatement</i>	<i>978,942</i>	<i>1,248,417</i>	<i>449,441</i>	<i>798,976</i>
MS/HS Furniture/Equipment	656,742	0	0	0
High School Renovations	26,047,476	27,530,167	18,985,615	8,544,552
Middle School Construction & Demo:				
Strongsville Middle School Construction	46,009,242	44,376,551	37,610,349	6,766,202
Center Middle School	1,073,951	810,250	7,988	802,262
BOE - Demo	0	263,700	0	263,700
<i>Total Middle School Construction &amp; Demo</i>	<i>47,083,193</i>	<i>45,450,501</i>	<i>37,618,337</i>	<i>7,832,164</i>
<b>Total Construction Fund</b>	<b>74,766,353</b>	<b>74,229,085</b>	<b>57,053,393</b>	<b>17,175,692</b>
<b>Construction LFI:</b>				
Demolition and Abatement:				
BOE Building - Savings	0	210,519	4,491	206,028
Pupil Services Building	0	165,296	2,696	162,600
<i>Total Demolition and Abatement</i>	<i>0</i>	<i>375,815</i>	<i>7,187</i>	<i>368,628</i>
Technology & Elementary School Repairs	3,500,000	2,481,002	1,611,778	869,224
Preschool Renovations	250,000	301,101	301,101	0
Transportation Renovations	2,483,647	2,329,764	2,323,047	6,717
<b>Total Construction Fund</b>	<b>6,233,647</b>	<b>5,487,682</b>	<b>4,243,113</b>	<b>1,244,569</b>
<b>Excellence in Athletics:</b>				
High School Turf	0	763,198	0	763,198
Middle School Turf	0	720,035	6,816	713,219
<b>Total Demolition and Abatement</b>	<b>0</b>	<b>1,483,233</b>	<b>6,816</b>	<b>1,476,417</b>
<b>Total</b>	<b>\$81,000,000</b>	<b>\$81,200,000</b>	<b>\$61,303,322</b>	<b>\$19,896,678</b>

Note: Through FY 16, \$200,000 of interest income has been realized.

**STRONGSVILLE CITY SCHOOL DISTRICT**  
**CUYAHOGA COUNTY, OH**  
**STATEMENT OF REVENUES AND EXPENDITURES**  
**FY 2013 ACTUAL THROUGH PROJECTION TO FY 2020**  
**BUILDING FUND - LEVEL 3 FINANCIAL**

Function	Description	Fiscal Year 2013 Actual	Fiscal Year 2014 Actual	Fiscal Year 2015 Actual	Fiscal Year 2016 Actual	Fiscal Year 2017 Budget	Fiscal Year 2018 Projection	Fiscal Year 2019 Projection	Fiscal Year 2020 Projection
<b>Revenues:</b>									
	<b>From Local Sources:</b>								
	Earnings on Investments	\$18,280	\$79,948	\$85,291	\$167,820	\$6,132	\$0	\$0	\$0
	Other Local Revenues	81,003,855	0	0	0	0	0	0	0
<b>Total Revenues</b>		<b>81,022,135</b>	<b>79,948</b>	<b>85,291</b>	<b>167,820</b>	<b>6,132</b>	<b>0</b>	<b>0</b>	<b>0</b>
<b>Support Services:</b>									
	Purchase Services	0	290,020	1,948,389	84,638	0	0	0	0
<b>Total Support Services</b>		<b>0</b>	<b>290,020</b>	<b>1,948,389</b>	<b>84,638</b>	<b>0</b>	<b>0</b>	<b>0</b>	<b>0</b>
<b>Facilities Acquisition and Construction:</b>									
	Purchase Services	318,040	4,873,879	16,649,720	37,097,745	2,250,307	0	0	0
	Capital Outlay	0	0	0	40,823	978,965	184,010	142,308	0
<b>Total Facilities Acquisition and Construction</b>		<b>318,040</b>	<b>4,873,879</b>	<b>16,649,720</b>	<b>37,138,568</b>	<b>3,229,272</b>	<b>184,010</b>	<b>142,308</b>	<b>0</b>
<b>Total Expenditures</b>		<b>318,040</b>	<b>5,163,899</b>	<b>18,598,109</b>	<b>37,223,206</b>	<b>3,229,272</b>	<b>184,010</b>	<b>142,308</b>	<b>0</b>
<b>Excess of Revenues Over / (Under) Expenditures</b>		<b>80,704,095</b>	<b>(5,083,951)</b>	<b>(18,512,818)</b>	<b>(37,055,386)</b>	<b>(3,223,140)</b>	<b>(184,010)</b>	<b>(142,308)</b>	<b>0</b>
<b>Other Financing Sources / (Uses):</b>									
	Transfers In	0	0	0	0	150,173	184,010	173,322	150,109
<b>Total Other Financing Sources / (Uses)</b>		<b>0</b>	<b>0</b>	<b>0</b>	<b>0</b>	<b>150,173</b>	<b>184,010</b>	<b>173,322</b>	<b>150,109</b>
<b>Net Change in Fund Balance</b>		<b>80,704,095</b>	<b>(5,083,951)</b>	<b>(18,512,818)</b>	<b>(37,055,386)</b>	<b>(3,072,967)</b>	<b>0</b>	<b>31,014</b>	<b>150,109</b>
	<b>Cash Balance at Beginning of Fiscal Year</b>	0	80,704,095	75,620,144	57,107,326	20,051,940	16,978,973	16,978,973	17,009,987
	<b>Cash Balance at End of Fiscal Year</b>	80,704,095	75,620,144	57,107,326	20,051,940	16,978,973	16,978,973	17,009,987	17,160,096
	<b>Year End Encumbrances Appropriated</b>	5,223,521	8,060,227	50,283,721	16,817,578	16,817,578	16,817,578	16,817,578	16,817,578
<b>Unencumbered Fund Balance at End of Fiscal Year</b>		<b>\$75,480,574</b>	<b>\$67,559,917</b>	<b>\$6,823,605</b>	<b>\$3,234,362</b>	<b>\$161,395</b>	<b>\$161,395</b>	<b>\$192,409</b>	<b>\$342,518</b>

**STRONGSVILLE CITY SCHOOL DISTRICT**

**CUYAHOGA COUNTY, OH**

**BUILDING FUND - DEPARTMENTAL STATEMENT OF REVENUES AND EXPENDITURES (LEVEL 4 FINANCIALS)**

**FY 2013 ACTUAL THROUGH PROJECTION TO FY 2020**

**TOTAL BUILDING FUND**

Function	Object	Description	Fiscal Year 2013 Actual	Fiscal Year 2014 Actual	Fiscal Year 2015 Actual	Fiscal Year 2016 Actual	Fiscal Year 2017 Budget	Fiscal Year 2018 Projection	Fiscal Year 2019 Projection	Fiscal Year 2020 Projection
<b>Revenues:</b>										
	<b>From Local Sources:</b>									
		Earnings on Investments	\$18,280	\$79,948	\$85,291	\$167,820	\$6,132	\$0	\$0	\$0
		Other Local Revenues	81,003,855	0	0	0	0	0	0	0
<b>Total Revenues</b>			<b>81,022,135</b>	<b>79,948</b>	<b>85,291</b>	<b>167,820</b>	<b>6,132</b>	<b>0</b>	<b>0</b>	<b>0</b>
<b>Support Services:</b>										
	<b>Purchase Services</b>									
	410	Professional Services	0	290,020	1,948,389	84,638	0	0	0	0
<b>Total Support Services</b>			<b>0</b>	<b>290,020</b>	<b>1,948,389</b>	<b>84,638</b>	<b>0</b>	<b>0</b>	<b>0</b>	<b>0</b>
<b>Facilities Acquisition and Construction:</b>										
	<b>Purchase Services</b>									
	410	Professional Services	318,040	4,873,879	16,649,720	37,097,745	2,250,307	0	0	0
	<b>Capital Outlay</b>									
	630	Improvements Other Than Buildings	0	0	0	40,823	978,965	184,010	142,308	0
<b>Total Facilities Acquisition and Construction</b>			<b>318,040</b>	<b>4,873,879</b>	<b>16,649,720</b>	<b>37,138,568</b>	<b>3,229,272</b>	<b>184,010</b>	<b>142,308</b>	<b>0</b>
<b>Total Expenditures</b>			<b>318,040</b>	<b>5,163,899</b>	<b>18,598,109</b>	<b>37,223,206</b>	<b>3,229,272</b>	<b>184,010</b>	<b>142,308</b>	<b>0</b>
<b>Excess of Revenues Over / (Under) Expenditures</b>			<b>80,704,095</b>	<b>(5,083,951)</b>	<b>(18,512,818)</b>	<b>(37,055,386)</b>	<b>(3,223,140)</b>	<b>(184,010)</b>	<b>(142,308)</b>	<b>0</b>
<b>Other Financing Sources / (Uses):</b>										
	<b>Other Financing Uses</b>									
	911	Transfers In	0	0	0	0	150,173	184,010	173,322	150,109
<b>Total Other Financing Sources / (Uses)</b>			<b>0</b>	<b>0</b>	<b>0</b>	<b>0</b>	<b>150,173</b>	<b>184,010</b>	<b>173,322</b>	<b>150,109</b>
<b>Net Change in Fund Balance</b>			<b>80,704,095</b>	<b>(5,083,951)</b>	<b>(18,512,818)</b>	<b>(37,055,386)</b>	<b>(3,072,967)</b>	<b>0</b>	<b>31,014</b>	<b>150,109</b>
<b>Cash Balance at Beginning of Fiscal Year</b>			<b>0</b>	<b>80,704,095</b>	<b>75,620,144</b>	<b>57,107,326</b>	<b>20,051,940</b>	<b>16,978,973</b>	<b>16,978,973</b>	<b>17,009,987</b>
<b>Cash Balance at End of Fiscal Year</b>			<b>80,704,095</b>	<b>75,620,144</b>	<b>57,107,326</b>	<b>20,051,940</b>	<b>16,978,973</b>	<b>16,978,973</b>	<b>17,009,987</b>	<b>17,160,096</b>
<b>Year End Encumbrances Appropriated</b>			<b>5,223,521</b>	<b>8,060,227</b>	<b>50,283,721</b>	<b>16,817,578</b>	<b>16,817,578</b>	<b>16,817,578</b>	<b>16,817,578</b>	<b>16,817,578</b>
<b>Unencumbered Fund Balance at End of Fiscal Year</b>			<b>\$75,480,574</b>	<b>\$67,559,917</b>	<b>\$6,823,605</b>	<b>\$3,234,362</b>	<b>\$161,395</b>	<b>\$161,395</b>	<b>\$192,409</b>	<b>\$342,518</b>

**STRONGSVILLE CITY SCHOOL DISTRICT**

**CUYAHOGA COUNTY, OH**

**BUILDING FUND - DEPARTMENTAL STATEMENT OF REVENUES AND EXPENDITURES (LEVEL 4 FINANCIALS)**

**FY 2013 ACTUAL THROUGH PROJECTION TO FY 2020**

**BUILDING FUND BUDGET CENTER: CONSTRUCTION FUND - 0000**

Function	Object	Description	Fiscal Year 2013 Actual	Fiscal Year 2014 Actual	Fiscal Year 2015 Actual	Fiscal Year 2016 Actual	Fiscal Year 2017 Budget	Fiscal Year 2018 Projection	Fiscal Year 2019 Projection	Fiscal Year 2020 Projection
<b>Revenues:</b>										
		<b>From Local Sources:</b>								
		Earnings on Investments	\$18,280	\$79,948	\$85,291	(\$32,180)	\$6,132	\$0	\$0	\$0
		Other Local Revenues	77,503,855	0	(2,556,289)	(537,268)	0	0	0	0
<b>Total Revenues</b>			<b>77,522,135</b>	<b>79,948</b>	<b>(2,470,998)</b>	<b>(569,448)</b>	<b>6,132</b>	<b>0</b>	<b>0</b>	<b>0</b>
<b>Facilities Acquisition and Construction:</b>										
		<b>Purchase Services</b>								
	410	Professional Services	318,040	3,552,665	16,375,223	36,957,934	1,480,183	0	0	0
		<b>Capital Outlay</b>								
	630	Improvements Other Than Buildings	0	0	0	26,820	457,168	0	0	0
<b>Total Expenditures</b>			<b>318,040</b>	<b>3,552,665</b>	<b>16,375,223</b>	<b>36,984,754</b>	<b>1,937,351</b>	<b>0</b>	<b>0</b>	<b>0</b>
<b>Excess of Revenues Over / (Under) Expenditures</b>			<b>77,204,095</b>	<b>(3,472,717)</b>	<b>(18,846,221)</b>	<b>(37,554,202)</b>	<b>(1,931,219)</b>	<b>0</b>	<b>0</b>	<b>0</b>
<b>Other Financing Sources / (Uses):</b>										
		<b>Other Financing Uses</b>								
	911	Transfers In	0	0	0	0	0	0	31,014	150,109
<b>Total Other Financing Sources / (Uses)</b>			<b>0</b>	<b>0</b>	<b>0</b>	<b>0</b>	<b>0</b>	<b>0</b>	<b>31,014</b>	<b>150,109</b>
<b>Net Change in Fund Balance</b>			<b>77,204,095</b>	<b>(3,472,717)</b>	<b>(18,846,221)</b>	<b>(37,554,202)</b>	<b>(1,931,219)</b>	<b>0</b>	<b>31,014</b>	<b>150,109</b>
<b>Cash Balance at Beginning of Fiscal Year</b>			<b>0</b>	<b>77,204,095</b>	<b>73,731,378</b>	<b>54,885,157</b>	<b>17,330,955</b>	<b>15,399,736</b>	<b>15,399,736</b>	<b>15,430,750</b>
<b>Cash Balance at End of Fiscal Year</b>			<b>77,204,095</b>	<b>73,731,378</b>	<b>54,885,157</b>	<b>17,330,955</b>	<b>15,399,736</b>	<b>15,399,736</b>	<b>15,430,750</b>	<b>15,580,859</b>
<b>Year End Encumbrances Appropriated</b>			<b>5,015,045</b>	<b>6,292,711</b>	<b>50,055,267</b>	<b>15,238,341</b>	<b>15,238,341</b>	<b>15,238,341</b>	<b>15,238,341</b>	<b>15,238,341</b>
<b>Unencumbered Fund Balance at End of Fiscal Year</b>			<b>\$72,189,050</b>	<b>\$67,438,667</b>	<b>\$4,829,890</b>	<b>\$2,092,614</b>	<b>\$161,395</b>	<b>\$161,395</b>	<b>\$192,409</b>	<b>\$342,518</b>

**STRONGSVILLE CITY SCHOOL DISTRICT**

**CUYAHOGA COUNTY, OH**

**BUILDING FUND - DEPARTMENTAL STATEMENT OF REVENUES AND EXPENDITURES (LEVEL 4 FINANCIALS)**

**FY 2013 ACTUAL THROUGH PROJECTION TO FY 2020**

**BUILDING FUND BUDGET CENTER: CONSTRUCTION LFI - 9914**

Function	Object	Description	Fiscal Year 2013 Actual	Fiscal Year 2014 Actual	Fiscal Year 2015 Actual	Fiscal Year 2016 Actual	Fiscal Year 2017 Budget	Fiscal Year 2018 Projection	Fiscal Year 2019 Projection	Fiscal Year 2020 Projection
<b>Revenues:</b>										
	<b>From Local Sources:</b>									
		Other Local Revenues	\$3,500,000	\$0	\$2,556,289	(\$745,965)	\$0	\$0	\$0	\$0
<b>Total Revenues</b>			<b>3,500,000</b>	<b>0</b>	<b>2,556,289</b>	<b>(745,965)</b>	<b>0</b>	<b>0</b>	<b>0</b>	<b>0</b>
<b>Support Services:</b>										
	<b>Purchase Services</b>									
	410	Professional Services	0	290,020	1,948,389	84,638	0	0	0	0
<b>Total Support Services</b>			<b>0</b>	<b>290,020</b>	<b>1,948,389</b>	<b>84,638</b>	<b>0</b>	<b>0</b>	<b>0</b>	<b>0</b>
<b>Facilities Acquisition and Construction:</b>										
	<b>Purchase Services</b>									
	410	Professional Services	0	1,321,214	274,497	139,811	770,124	0	0	0
	<b>Capital Outlay</b>									
	630	Improvements Other Than Buildings	0	0	0	7,187	367,352	184,010	142,308	0
<b>Total Expenditures</b>			<b>0</b>	<b>1,611,234</b>	<b>2,222,886</b>	<b>231,636</b>	<b>1,137,476</b>	<b>184,010</b>	<b>142,308</b>	<b>0</b>
<b>Excess of Revenues Over / (Under) Expenditures</b>			<b>3,500,000</b>	<b>(1,611,234)</b>	<b>333,403</b>	<b>(977,601)</b>	<b>(1,137,476)</b>	<b>(184,010)</b>	<b>(142,308)</b>	<b>0</b>
<b>Other Financing Sources / (Uses):</b>										
	<b>Other Financing Uses</b>									
	911	Transfers In	0	0	0	0	150,173	184,010	142,308	0
<b>Total Other Financing Sources / (Uses)</b>			<b>0</b>	<b>0</b>	<b>0</b>	<b>0</b>	<b>150,173</b>	<b>184,010</b>	<b>142,308</b>	<b>0</b>
<b>Net Change in Fund Balance</b>			<b>3,500,000</b>	<b>(1,611,234)</b>	<b>333,403</b>	<b>(977,601)</b>	<b>(987,303)</b>	<b>0</b>	<b>0</b>	<b>0</b>
<b>Cash Balance at Beginning of Fiscal Year</b>			0	3,500,000	1,888,766	2,222,169	1,244,568	257,265	257,265	257,265
<b>Cash Balance at End of Fiscal Year</b>			3,500,000	1,888,766	2,222,169	1,244,568	257,265	257,265	257,265	257,265
<b>Year End Encumbrances Appropriated</b>			208,476	1,767,516	228,454	257,265	257,265	257,265	257,265	257,265
<b>Unencumbered Fund Balance at End of Fiscal Year</b>			<b>\$3,291,524</b>	<b>\$121,250</b>	<b>\$1,993,715</b>	<b>\$987,303</b>	<b>\$0</b>	<b>\$0</b>	<b>\$0</b>	<b>\$0</b>



**STRONGSVILLE CITY SCHOOL DISTRICT**

**CUYAHOGA COUNTY, OH**

**BUILDING FUND - DEPARTMENTAL STATEMENT OF REVENUES AND EXPENDITURES (LEVEL 4 FINANCIALS)**

**FY 2013 ACTUAL THROUGH PROJECTION TO FY 2020**

**BUILDING FUND BUDGET CENTER: EXCELLENCE IN ATHLETICS - 9953**

Function	Object	Description	Fiscal Year 2013 Actual	Fiscal Year 2014 Actual	Fiscal Year 2015 Actual	Fiscal Year 2016 Actual	Fiscal Year 2017 Budget	Fiscal Year 2018 Projection	Fiscal Year 2019 Projection	Fiscal Year 2020 Projection
<b>Revenues:</b>										
		<b>From Local Sources:</b>								
		Earnings on Investments	\$0	\$0	\$0	\$200,000	\$0	\$0	\$0	\$0
		Other Local Revenues	0	0	0	1,283,233	0	0	0	0
<b>Total Revenues</b>			<b>0</b>	<b>0</b>	<b>0</b>	<b>1,483,233</b>	<b>0</b>	<b>0</b>	<b>0</b>	<b>0</b>
<b>Facilities Acquisition and Construction:</b>										
		<b>Capital Outlay</b>								
	630	Improvements Other Than Buildings	0	0	0	6,816	154,445	0	0	0
<b>Total Expenditures</b>			<b>0</b>	<b>0</b>	<b>0</b>	<b>6,816</b>	<b>154,445</b>	<b>0</b>	<b>0</b>	<b>0</b>
<b>Net Change in Fund Balance</b>			<b>0</b>	<b>0</b>	<b>0</b>	<b>1,476,417</b>	<b>(154,445)</b>	<b>0</b>	<b>0</b>	<b>0</b>
		Cash Balance at Beginning of Fiscal Year	0	0	0	0	1,476,417	1,321,972	1,321,972	1,321,972
		Cash Balance at End of Fiscal Year	0	0	0	1,476,417	1,321,972	1,321,972	1,321,972	1,321,972
		Year End Encumbrances Appropriated	0	0	0	1,321,972	1,321,972	1,321,972	1,321,972	1,321,972
<b>Unencumbered Fund Balance at End of Fiscal Year</b>			<b>\$0</b>	<b>\$0</b>	<b>\$0</b>	<b>\$154,445</b>	<b>\$0</b>	<b>\$0</b>	<b>\$0</b>	<b>\$0</b>

# SPECIAL REVENUE FUNDS SECTION

The budget statements contained in this section provide the detailed revenue and expenditures for the Special Revenue Funds.

The special revenue funds are used to account for and report the proceeds of specific revenue sources that are restricted or committed to expenditure for specified purposes other than debt service or capital projects.

The statements in this section contain the consolidated Level 3 statement for each special revenue fund and the individual Level 4 statements each department and/or program within each special revenue fund.

The individual fund types that make up the special revenue funds are as follows:

- Food Service Fund
- Public School Support
- Other Local Grants
- Employee Termination Benefits
- District Managed Student Activity
- Auxiliary Service
- Management Information Systems
- Data Communications Grant
- Alternative Schools Grant
- Miscellaneous State Grant (Parent Mentor Grant)
- IDEA, Part-B Special Education Grant
- Title III Limited English Proficiency Grant
- Title I Disadvantaged Youth Grant
- IDEA Preschool Grant
- Title II-A Improving Teacher Quality Grant

# FOOD SERVICE FUND


The budget statements contained in this section provide the detailed revenue and expenditures for the Food Service Fund.

The food service fund is used to record financial transactions related to food service operation.

The statements in this section contain the consolidated Level 3 statement of the food service fund and the individual Level 4 statements each department and/or program within the food service fund.

The departments and/or programs that make up the food service are as follows:

- Food Service Fund



**STRONGSVILLE CITY SCHOOL DISTRICT**  
**CUYAHOGA COUNTY, OH**  
**STATEMENT OF REVENUES AND EXPENDITURES**  
**FY 2013 ACTUAL THROUGH PROJECTION TO FY 2020**  
**FOOD SERVICE FUND - LEVEL 3 FINANCIAL**

Function	Description	Fiscal Year 2013 Actual	Fiscal Year 2014 Actual	Fiscal Year 2015 Actual	Fiscal Year 2016 Actual	Fiscal Year 2017 Budget	Fiscal Year 2018 Projection	Fiscal Year 2019 Projection	Fiscal Year 2020 Projection
<b>Revenues:</b>									
	<b>From Local Sources:</b>								
	Food Services	\$949,741	\$913,481	\$933,528	\$980,482	\$1,131,000	\$1,200,000	\$1,200,000	\$1,200,000
	Other Local Revenues	8,355	8,658	6,412	10,217	11,000	11,000	11,000	11,000
	<b>Intergovernmental - Federal</b>	524,603	383,825	487,964	629,727	683,989	700,000	700,000	700,000
	<b>Intergovernmental - State</b>	10,076	9,887	9,932	11,149	11,000	12,000	12,000	12,000
<b>Total Revenues</b>		<b>1,492,775</b>	<b>1,315,851</b>	<b>1,437,836</b>	<b>1,631,575</b>	<b>1,836,989</b>	<b>1,923,000</b>	<b>1,923,000</b>	<b>1,923,000</b>
<b>Operation of Non-Instructional Services:</b>									
	Salaries	671,488	686,547	719,655	734,082	616,533	628,315	633,478	628,271
	Fringe Benefits	421,021	433,253	430,181	363,848	318,237	347,819	372,146	397,211
	Purchase Services	27,823	35,379	32,896	30,147	969,487	1,011,000	1,011,000	927,883
	Materials and Supplies	475,306	456,291	459,593	491,419	1,000	1,000	1,000	1,000
	Capital Outlay	3,616	0	0	39	0	0	0	0
<b>Total Operational of Non-Instructional Services</b>		<b>1,599,254</b>	<b>1,611,470</b>	<b>1,642,325</b>	<b>1,619,535</b>	<b>1,905,257</b>	<b>1,988,134</b>	<b>2,017,624</b>	<b>1,954,365</b>
<b>Total Expenditures</b>		<b>1,599,254</b>	<b>1,611,470</b>	<b>1,642,325</b>	<b>1,619,535</b>	<b>1,905,257</b>	<b>1,988,134</b>	<b>2,017,624</b>	<b>1,954,365</b>
<b>Excess of Revenues Over / (Under) Expenditures</b>		<b>(106,479)</b>	<b>(295,619)</b>	<b>(204,489)</b>	<b>12,040</b>	<b>(68,268)</b>	<b>(65,134)</b>	<b>(94,624)</b>	<b>(31,365)</b>
<b>Other Financing Sources / (Uses):</b>									
	Transfers In	405,000	250,000	210,000	0	0	0	0	0
	Advance In	100,000	0	0	0	0	0	0	0
	Advance Out	(100,000)	0	0	0	0	0	0	0
<b>Total Other Financing Sources / (Uses)</b>		<b>405,000</b>	<b>250,000</b>	<b>210,000</b>	<b>0</b>	<b>0</b>	<b>0</b>	<b>0</b>	<b>0</b>
<b>Net Change in Fund Balance</b>		<b>298,521</b>	<b>(45,619)</b>	<b>5,511</b>	<b>12,040</b>	<b>(68,268)</b>	<b>(65,134)</b>	<b>(94,624)</b>	<b>(31,365)</b>
<b>Cash Balance at Beginning of Fiscal Year</b>		<b>8,452</b>	<b>306,973</b>	<b>261,354</b>	<b>266,865</b>	<b>278,905</b>	<b>210,637</b>	<b>145,503</b>	<b>50,879</b>
<b>Cash Balance at End of Fiscal Year</b>		<b>306,973</b>	<b>261,354</b>	<b>266,865</b>	<b>278,905</b>	<b>210,637</b>	<b>145,503</b>	<b>50,879</b>	<b>19,514</b>
<b>Year End Encumbrances Appropriated</b>		<b>11,439</b>	<b>6,729</b>	<b>15,682</b>	<b>19,514</b>	<b>19,514</b>	<b>19,514</b>	<b>19,514</b>	<b>19,514</b>
<b>Unencumbered Fund Balance at End of Fiscal Year</b>		<b>\$295,534</b>	<b>\$254,625</b>	<b>\$251,183</b>	<b>\$259,391</b>	<b>\$191,123</b>	<b>\$125,989</b>	<b>\$31,365</b>	<b>\$0</b>

**STRONGSVILLE CITY SCHOOL DISTRICT**

**CUYAHOGA COUNTY, OH**

**FOOD SERVICE FUND - DEPARTMENTAL STATEMENT OF REVENUES AND EXPENDITURES (LEVEL 4 FINANCIALS)**

**FY 2013 ACTUAL THROUGH PROJECTION TO FY 2020**

**TOTAL FOOD SERVICE FUND**

Function	Object	Description	Fiscal Year 2013 Actual	Fiscal Year 2014 Actual	Fiscal Year 2015 Actual	Fiscal Year 2016 Actual	Fiscal Year 2017 Budget	Fiscal Year 2018 Projection	Fiscal Year 2019 Projection	Fiscal Year 2020 Projection
<b>Revenues:</b>										
		<b>From Local Sources:</b>								
		Food Services	\$949,741	\$913,481	\$933,528	\$980,482	\$1,131,000	\$1,200,000	\$1,200,000	\$1,200,000
		Other Local Revenues	8,355	8,658	6,412	10,217	11,000	11,000	11,000	11,000
		<b>Intergovernmental - Federal</b>	524,603	383,825	487,964	629,727	683,989	700,000	700,000	700,000
		<b>Intergovernmental - State</b>	10,076	9,887	9,932	11,149	11,000	12,000	12,000	12,000
<b>Total Revenues</b>			<b>1,492,775</b>	<b>1,315,851</b>	<b>1,437,836</b>	<b>1,631,575</b>	<b>1,836,989</b>	<b>1,923,000</b>	<b>1,923,000</b>	<b>1,923,000</b>
<b>Operation of Non-Instructional Services:</b>										
		<b>Salaries:</b>								
	141	Noncert Regular Sal/Wages	625,970	651,239	680,275	691,378	575,631	587,715	592,878	596,671
	142	Noncert Temp Salary/Wages	25,391	15,884	21,049	21,264	24,302	24,000	24,000	24,000
	144	Noncertificated Overtime	453	574	1,281	2,440	10,000	10,000	10,000	1,000
	149	Noncert Merit Incentive	12,450	13,300	12,100	13,000	0	0	0	0
	162	Noncert Termination Benefit	1,074	0	0	0	0	0	0	0
	169	Other Non-Certificated Compensation	6,150	5,550	4,950	6,000	6,600	6,600	6,600	6,600
		<b>Total Salaries</b>	<b>671,488</b>	<b>686,547</b>	<b>719,655</b>	<b>734,082</b>	<b>616,533</b>	<b>628,315</b>	<b>633,478</b>	<b>628,271</b>
		<b>Fringe Benefits</b>								
	221	SERS - Employer's Share	102,415	89,235	100,783	98,539	81,512	87,964	88,687	87,958
	222	SERS - "Pickup"	64,178	65,121	42,865	7,549	0	0	0	0
	229	SERS - "Surcharge"	27,212	25,779	26,643	31,278	27,000	27,000	27,000	27,000
	251	Noncert Medical/Hospital	212,429	238,606	244,051	208,791	197,240	218,548	242,035	267,871
	252	Noncert Life Insurance	1,777	1,522	1,654	1,781	1,451	1,484	1,495	1,505
	259	Noncert Other Insurance Benefit	10,420	10,184	11,070	11,299	8,442	9,111	9,185	9,110
	262	Noncert Workers Comp	2,590	2,806	3,115	4,611	2,592	3,712	3,744	3,767
		<b>Total Fringe Benefits</b>	<b>421,021</b>	<b>433,253</b>	<b>430,181</b>	<b>363,848</b>	<b>318,237</b>	<b>347,819</b>	<b>372,146</b>	<b>397,211</b>
		<b>Purchase Services</b>								
	423	Repairs/Maintenance Services	16,268	14,080	14,500	9,118	10,000	10,000	10,000	10,000
	433	Noncert Travel Reimbursement	644	656	332	0	0	0	0	0
	434	Noncert Meeting Expense	345	317	1,497	1,020	1,000	1,000	1,000	1,000
	443	Postage	0	138	0	0	0	0	0	0
	462	Contracted Food Services	10,566	20,188	16,567	20,009	958,487	1,000,000	1,000,000	916,883
		<b>Total Purchase Services</b>	<b>27,823</b>	<b>35,379</b>	<b>32,896</b>	<b>30,147</b>	<b>969,487</b>	<b>1,011,000</b>	<b>1,011,000</b>	<b>927,883</b>
		<b>Supplies and Materials</b>								
	512	Office Supplies	165	692	561	454	1,000	1,000	1,000	1,000
	519	Other General Supplies	0	0	30	0	0	0	0	0
	566	Staples and Condiments	436,119	419,865	420,890	451,765	0	0	0	0
	569	Other - Food	39,022	35,734	38,112	39,200	0	0	0	0
		<b>Total Materials and Supplies</b>	<b>475,306</b>	<b>456,291</b>	<b>459,593</b>	<b>491,419</b>	<b>1,000</b>	<b>1,000</b>	<b>1,000</b>	<b>1,000</b>
		<b>Equipment</b>								
	640	Equipment	3,616	0	0	39	0	0	0	0
<b>Total Expenditures</b>			<b>1,599,254</b>	<b>1,611,470</b>	<b>1,642,325</b>	<b>1,619,535</b>	<b>1,905,257</b>	<b>1,988,134</b>	<b>2,017,624</b>	<b>1,954,365</b>
<b>Excess of Revenues Over / (Under) Expenditures</b>			<b>(106,479)</b>	<b>(295,619)</b>	<b>(204,489)</b>	<b>12,040</b>	<b>(68,268)</b>	<b>(65,134)</b>	<b>(94,624)</b>	<b>(31,365)</b>
<b>Other Financing Sources / (Uses):</b>										
		<b>Other Financing Uses</b>								
	911	Transfers In	405,000	250,000	210,000	0	0	0	0	0
	921	Advance In	100,000	0	0	0	0	0	0	0
	922	Advance Out	(100,000)	0	0	0	0	0	0	0
<b>Total Other Financing Sources / (Uses)</b>			<b>405,000</b>	<b>250,000</b>	<b>210,000</b>	<b>0</b>	<b>0</b>	<b>0</b>	<b>0</b>	<b>0</b>
<b>Net Change in Fund Balance</b>			<b>298,521</b>	<b>(45,619)</b>	<b>5,511</b>	<b>12,040</b>	<b>(68,268)</b>	<b>(65,134)</b>	<b>(94,624)</b>	<b>(31,365)</b>
<b>Cash Balance at Beginning of Fiscal Year</b>			8,452	306,973	261,354	266,865	278,905	210,637	145,503	50,879
<b>Cash Balance at End of Fiscal Year</b>			306,973	261,354	266,865	278,905	210,637	145,503	50,879	19,514
<b>Year End Encumbrances Appropriated</b>			11,439	6,729	15,682	19,514	19,514	19,514	19,514	19,514
<b>Unencumbered Fund Balance at End of Fiscal Year</b>			<b>\$295,534</b>	<b>\$254,625</b>	<b>\$251,183</b>	<b>\$259,391</b>	<b>\$191,123</b>	<b>\$125,989</b>	<b>\$31,365</b>	<b>(\$0)</b>

# PUBLIC SCHOOL SUPPORT FUND

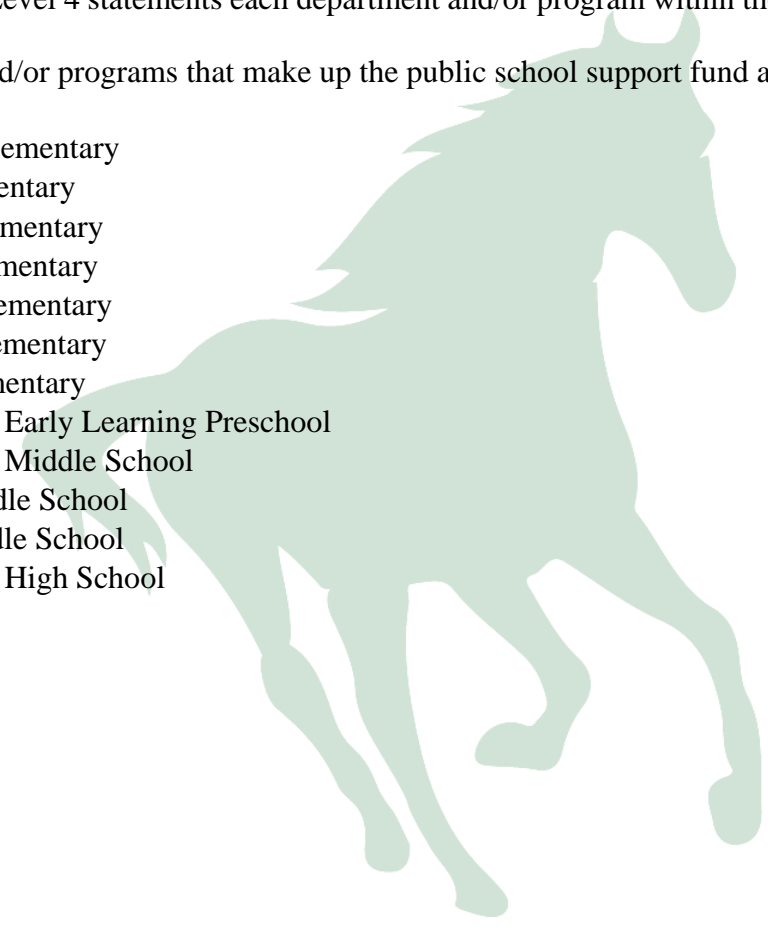
The budget statements contained in this section provide the detailed revenue and expenditures for the Public School Support Fund.

The public school support, otherwise known as the Principal's building fund, is used to account for specific local revenue sources, other than taxes, that are restricted to expenditures for specified purposes.

The statements in this section contain the consolidated Level 3 statement of the public school support fund and the individual Level 4 statements each department and/or program within the public school support fund.

The departments and/or programs that make up the public school support fund are as follows:

- Chapman Elementary
- Drake Elementary
- Muraski Elementary
- Kinsner Elementary
- Surrarrer Elementary
- Whitney Elementary
- Zellers Elementary
- Strongsville Early Learning Preschool
- Strongsville Middle School
- Albion Middle School
- Center Middle School
- Strongsville High School



**STRONGSVILLE CITY SCHOOL DISTRICT**  
**CUYAHOGA COUNTY, OH**  
**STATEMENT OF REVENUES AND EXPENDITURES**  
**FY 2013 ACTUAL THROUGH PROJECTION TO FY 2020**  
**PUBLIC SCHOOL SUPPORT- LEVEL 3 FINANCIAL**

Function	Description	Fiscal Year 2013 Actual	Fiscal Year 2014 Actual	Fiscal Year 2015 Actual	Fiscal Year 2016 Actual	Fiscal Year 2017 Budget	Fiscal Year 2018 Projection	Fiscal Year 2019 Projection	Fiscal Year 2020 Projection
<b>Revenues:</b>									
	<b>From Local Sources:</b>								
	Extracurricular	\$47,788	\$44,449	\$38,762	\$34,526	\$64,750	\$64,750	\$64,750	\$64,750
	Other Local Revenues	57,282	55,275	49,244	35,957	58,600	58,600	58,600	58,600
<b>Total Revenues</b>		<b>105,070</b>	<b>99,724</b>	<b>88,006</b>	<b>70,483</b>	<b>123,350</b>	<b>123,350</b>	<b>123,350</b>	<b>123,350</b>
<b>Instruction:</b>									
	Purchase Services	0	0	0	28,800	69,930	44,050	32,550	32,550
	Materials and Supplies	0	0	0	12,271	67,705	42,880	37,422	36,950
	Capital Outlay	0	0	2,488	87,670	32,609	20,800	20,800	20,800
	Other Objects	79,368	97,552	86,790	35,810	51,515	39,172	35,550	35,550
<b>Total Instruction</b>		<b>79,368</b>	<b>97,552</b>	<b>89,278</b>	<b>164,551</b>	<b>221,759</b>	<b>146,902</b>	<b>126,322</b>	<b>125,850</b>
<b>Total Expenditures</b>		<b>79,368</b>	<b>97,552</b>	<b>89,278</b>	<b>164,551</b>	<b>221,759</b>	<b>146,902</b>	<b>126,322</b>	<b>125,850</b>
<b>Excess of Revenues Over / (Under) Expenditures</b>		<b>25,702</b>	<b>2,172</b>	<b>(1,272)</b>	<b>(94,068)</b>	<b>(98,409)</b>	<b>(23,552)</b>	<b>(2,972)</b>	<b>(2,500)</b>
<b>Other Financing Sources / (Uses):</b>									
	Transfers Out	0	0	0	(3,838)	(29,671)	0	0	0
	Transfers In	35,472	6,706	3,273	13,417	37,205	0	0	0
	Refund of Prior Year Receipt	0	(258)	0	0	0	0	0	0
<b>Total Other Financing Sources / (Uses)</b>		<b>35,472</b>	<b>6,448</b>	<b>3,273</b>	<b>9,579</b>	<b>7,534</b>	<b>0</b>	<b>0</b>	<b>0</b>
<b>Net Change in Fund Balance</b>		<b>61,174</b>	<b>8,620</b>	<b>2,001</b>	<b>(84,489)</b>	<b>(90,875)</b>	<b>(23,552)</b>	<b>(2,972)</b>	<b>(2,500)</b>
	<b>Cash Balance at Beginning of Fiscal Year</b>	170,756	231,930	240,550	242,551	158,062	67,187	43,635	40,663
	<b>Cash Balance at End of Fiscal Year</b>	231,930	240,550	242,551	158,062	67,187	43,635	40,663	38,163
	<b>Year End Encumbrances Appropriated</b>	3,188	9,584	9,477	1,130	1,130	565	565	565
<b>Unencumbered Fund Balance at End of Fiscal Year</b>		<b>\$228,742</b>	<b>\$230,966</b>	<b>\$233,074</b>	<b>\$156,932</b>	<b>\$66,057</b>	<b>\$43,070</b>	<b>\$40,098</b>	<b>\$37,598</b>

**STRONGSVILLE CITY SCHOOL DISTRICT**

**CUYAHOGA COUNTY, OH**

**PUBLIC SCHOOL SUPPORT - DEPARTMENTAL STATEMENT OF REVENUES AND EXPENDITURES (LEVEL 4 FINANCIALS)**

**FY 2013 ACTUAL THROUGH PROJECTION TO FY 2020**

**TOTAL PUBLIC SUPPORT**

Function	Object	Description	Fiscal Year 2013 Actual	Fiscal Year 2014 Actual	Fiscal Year 2015 Actual	Fiscal Year 2016 Actual	Fiscal Year 2017 Budget	Fiscal Year 2018 Projection	Fiscal Year 2019 Projection	Fiscal Year 2020 Projection
<b>Revenues:</b>										
		<b>From Local Sources:</b>								
		Extracurricular	\$47,788	\$44,449	\$38,762	\$34,526	\$64,750	\$64,750	\$64,750	\$64,750
		Other Local Revenues	57,282	55,275	49,244	35,957	58,600	58,600	58,600	58,600
<b>Total Revenues</b>			<b>105,070</b>	<b>99,724</b>	<b>88,006</b>	<b>70,483</b>	<b>123,350</b>	<b>123,350</b>	<b>123,350</b>	<b>123,350</b>
<b>Instruction:</b>										
		<b>Purchase Services</b>								
	439	Travel/Mileage/Meeting Expense	0	0	0	900	5,950	5,950	5,950	5,950
	490	Other Purchased Services	0	0	0	27,900	63,980	38,100	26,600	26,600
		<b>Total Purchase Services</b>	<b>0</b>	<b>0</b>	<b>0</b>	<b>28,800</b>	<b>69,930</b>	<b>44,050</b>	<b>32,550</b>	<b>32,550</b>
		<b>Supplies and Materials</b>								
	510	General Supplies	0	0	0	1,902	21,775	16,712	14,200	14,200
	560	Food	0	0	0	6,652	11,730	11,050	9,550	9,550
	590	Other Supplies and Materials	0	0	0	3,717	34,200	15,118	13,672	13,200
		<b>Total Materials and Supplies</b>	<b>0</b>	<b>0</b>	<b>0</b>	<b>12,271</b>	<b>67,705</b>	<b>42,880</b>	<b>37,422</b>	<b>36,950</b>
		<b>Capital Outlay</b>								
	640	Equipment	0	0	2,488	87,670	32,609	20,800	20,800	20,800
		<b>Other Objects</b>								
	889	Other Awards and Prizes	0	0	0	5,189	17,700	17,500	16,000	16,000
	890	Other Misc. Expenditures	79,368	97,552	86,790	30,621	33,815	21,672	19,550	19,550
		<b>Total Other Objects</b>	<b>79,368</b>	<b>97,552</b>	<b>86,790</b>	<b>35,810</b>	<b>51,515</b>	<b>39,172</b>	<b>35,550</b>	<b>35,550</b>
<b>Total Expenditures</b>			<b>79,368</b>	<b>97,552</b>	<b>89,278</b>	<b>164,551</b>	<b>221,759</b>	<b>146,902</b>	<b>126,322</b>	<b>125,850</b>
<b>Excess of Revenues Over / (Under) Expenditures</b>			<b>25,702</b>	<b>2,172</b>	<b>(1,272)</b>	<b>(94,068)</b>	<b>(98,409)</b>	<b>(23,552)</b>	<b>(2,972)</b>	<b>(2,500)</b>
<b>Other Financing Sources / (Uses):</b>										
		<b>Other Financing Uses</b>								
	910	Transfers Out	0	0	0	(3,838)	(29,671)	0	0	0
	911	Transfers In	35,472	6,706	3,273	13,417	37,205	0	0	0
	930	Refund of Prior Year Receipt	0	(258)	0	0	0	0	0	0
<b>Total Other Financing Sources / (Uses)</b>			<b>35,472</b>	<b>6,448</b>	<b>3,273</b>	<b>9,579</b>	<b>7,534</b>	<b>0</b>	<b>0</b>	<b>0</b>
<b>Net Change in Fund Balance</b>			<b>61,174</b>	<b>8,620</b>	<b>2,001</b>	<b>(84,489)</b>	<b>(90,875)</b>	<b>(23,552)</b>	<b>(2,972)</b>	<b>(2,500)</b>
<b>Cash Balance at Beginning of Fiscal Year</b>			<b>170,756</b>	<b>231,930</b>	<b>240,550</b>	<b>242,551</b>	<b>158,062</b>	<b>67,187</b>	<b>43,635</b>	<b>40,663</b>
<b>Cash Balance at End of Fiscal Year</b>			<b>231,930</b>	<b>240,550</b>	<b>242,551</b>	<b>158,062</b>	<b>67,187</b>	<b>43,635</b>	<b>40,663</b>	<b>38,163</b>
<b>Year End Encumbrances Appropriated</b>			<b>3,188</b>	<b>9,584</b>	<b>9,477</b>	<b>1,130</b>	<b>1,130</b>	<b>565</b>	<b>565</b>	<b>565</b>
<b>Unencumbered Fund Balance at End of Fiscal Year</b>			<b>\$228,742</b>	<b>\$230,966</b>	<b>\$233,074</b>	<b>\$156,932</b>	<b>\$66,057</b>	<b>\$43,070</b>	<b>\$40,098</b>	<b>\$37,598</b>



**STRONGSVILLE CITY SCHOOL DISTRICT**

**CUYAHOGA COUNTY, OH**

**PUBLIC SCHOOL SUPPORT - DEPARTMENTAL STATEMENT OF REVENUES AND EXPENDITURES (LEVEL 4 FINANCIALS)**

**FY 2013 ACTUAL THROUGH PROJECTION TO FY 2020**

**PUBLIC SUPPORT SUPPORT BUDGET CENTER: CHAPMAN ELEMENTARY - 9110**

Function	Object	Description	Fiscal Year 2013 Actual	Fiscal Year 2014 Actual	Fiscal Year 2015 Actual	Fiscal Year 2016 Actual	Fiscal Year 2017 Budget	Fiscal Year 2018 Projection	Fiscal Year 2019 Projection	Fiscal Year 2020 Projection
<b>Revenues:</b>										
		<b>From Local Sources:</b>								
		Extracurricular	\$2,328	\$4,849	\$2,624	\$1,565	\$1,000	\$1,000	\$1,000	\$1,000
		Other Local Revenues	458	1,682	1,070	649	6,000	6,000	6,000	6,000
<b>Total Revenues</b>			<b>2,786</b>	<b>6,531</b>	<b>3,694</b>	<b>2,214</b>	<b>7,000</b>	<b>7,000</b>	<b>7,000</b>	<b>7,000</b>
<b>Instruction:</b>										
		<b>Purchase Services</b>								
	490	Other Purchased Services	0	0	0	1,178	4,480	4,000	4,000	4,000
		<b>Supplies and Materials</b>								
	510	General Supplies	0	0	0	237	5,000	1,051	700	700
	560	Food	0	0	0	379	1,280	800	800	800
	590	Other Supplies and Materials	0	0	0	0	3,000	0	0	0
		<b>Total Materials and Supplies</b>	<b>0</b>	<b>0</b>	<b>0</b>	<b>616</b>	<b>9,280</b>	<b>1,851</b>	<b>1,500</b>	<b>1,500</b>
		<b>Other Objects</b>								
	890	Other Misc. Expenditures	3,559	2,944	2,831	0	1,500	1,500	1,500	1,500
<b>Total Expenditures</b>			<b>3,559</b>	<b>2,944</b>	<b>2,831</b>	<b>1,794</b>	<b>15,260</b>	<b>7,351</b>	<b>7,000</b>	<b>7,000</b>
<b>Excess of Revenues Over / (Under) Expenditures</b>			<b>(773)</b>	<b>3,587</b>	<b>863</b>	<b>420</b>	<b>(8,260)</b>	<b>(351)</b>	<b>0</b>	<b>0</b>
<b>Other Financing Sources / (Uses):</b>										
		<b>Other Financing Uses</b>								
	911	Transfers In	0	0	0	461	0	0	0	0
<b>Net Change in Fund Balance</b>			<b>(773)</b>	<b>3,587</b>	<b>863</b>	<b>881</b>	<b>(8,260)</b>	<b>(351)</b>	<b>0</b>	<b>0</b>
<b>Cash Balance at Beginning of Fiscal Year</b>			<b>4,053</b>	<b>3,280</b>	<b>6,867</b>	<b>7,730</b>	<b>8,611</b>	<b>351</b>	<b>0</b>	<b>0</b>
<b>Cash Balance at End of Fiscal Year</b>			<b>3,280</b>	<b>6,867</b>	<b>7,730</b>	<b>8,611</b>	<b>351</b>	<b>0</b>	<b>0</b>	<b>0</b>
<b>Year End Encumbrances Appropriated</b>			<b>0</b>	<b>0</b>	<b>0</b>	<b>0</b>	<b>0</b>	<b>0</b>	<b>0</b>	<b>0</b>
<b>Unencumbered Fund Balance at End of Fiscal Year</b>			<b>\$3,280</b>	<b>\$6,867</b>	<b>\$7,730</b>	<b>\$8,611</b>	<b>\$351</b>	<b>\$0</b>	<b>\$0</b>	<b>\$0</b>

**STRONGSVILLE CITY SCHOOL DISTRICT**

**CUYAHOGA COUNTY, OH**

**PUBLIC SCHOOL SUPPORT - DEPARTMENTAL STATEMENT OF REVENUES AND EXPENDITURES (LEVEL 4 FINANCIALS)**

**FY 2013 ACTUAL THROUGH PROJECTION TO FY 2020**

**PUBLIC SUPPORT SUPPORT BUDGET CENTER: DRAKE ELEMENTARY - 9200**

Function	Object	Description	Fiscal Year 2013 Actual	Fiscal Year 2014 Actual	Fiscal Year 2015 Actual	Fiscal Year 2016 Actual	Fiscal Year 2017 Budget	Fiscal Year 2018 Projection	Fiscal Year 2019 Projection	Fiscal Year 2020 Projection
<b>Revenues:</b>										
		<b>From Local Sources:</b>								
		Extracurricular	\$0	\$0	\$0	\$156	\$0	\$0	\$0	\$0
		Other Local Revenues	3,099	6,506	4,670	2,049	0	0	0	0
<b>Total Revenues</b>			<b>3,099</b>	<b>6,506</b>	<b>4,670</b>	<b>2,205</b>	<b>0</b>	<b>0</b>	<b>0</b>	<b>0</b>
<b>Instruction:</b>										
		<b>Supplies and Materials</b>								
	510	General Supplies	0	0	0	800	0	0	0	0
		<b>Other Objects</b>								
	889	Other Awards and Prizes	0	0	0	174	0	0	0	0
	890	Other Misc. Expenditures	2,048	2,254	5,743	7,653	0	0	0	0
		<b>Total Other Objects</b>	<b>2,048</b>	<b>2,254</b>	<b>5,743</b>	<b>7,827</b>	<b>0</b>	<b>0</b>	<b>0</b>	<b>0</b>
<b>Total Expenditures</b>			<b>2,048</b>	<b>2,254</b>	<b>5,743</b>	<b>8,627</b>	<b>0</b>	<b>0</b>	<b>0</b>	<b>0</b>
<b>Excess of Revenues Over / (Under) Expenditures</b>			<b>1,051</b>	<b>4,252</b>	<b>(1,073)</b>	<b>(6,422)</b>	<b>0</b>	<b>0</b>	<b>0</b>	<b>0</b>
<b>Other Financing Sources / (Uses):</b>										
		<b>Other Financing Uses</b>								
	910	Transfers Out	0	0	0	0	(7,316)	0	0	0
	930	Refund of Prior Year Receipt	0	(258)	0	0	0	0	0	0
<b>Total Other Financing Sources / (Uses)</b>			<b>0</b>	<b>(258)</b>	<b>0</b>	<b>0</b>	<b>(7,316)</b>	<b>0</b>	<b>0</b>	<b>0</b>
<b>Net Change in Fund Balance</b>			<b>1,051</b>	<b>3,994</b>	<b>(1,073)</b>	<b>(6,422)</b>	<b>(7,316)</b>	<b>0</b>	<b>0</b>	<b>0</b>
<b>Cash Balance at Beginning of Fiscal Year</b>			<b>9,766</b>	<b>10,817</b>	<b>14,811</b>	<b>13,738</b>	<b>7,316</b>	<b>0</b>	<b>0</b>	<b>0</b>
<b>Cash Balance at End of Fiscal Year</b>			<b>10,817</b>	<b>14,811</b>	<b>13,738</b>	<b>7,316</b>	<b>0</b>	<b>0</b>	<b>0</b>	<b>0</b>
<b>Year End Encumbrances Appropriated</b>			<b>26</b>	<b>0</b>	<b>0</b>	<b>0</b>	<b>0</b>	<b>0</b>	<b>0</b>	<b>0</b>
<b>Unencumbered Fund Balance at End of Fiscal Year</b>			<b>\$10,791</b>	<b>\$14,811</b>	<b>\$13,738</b>	<b>\$7,316</b>	<b>\$0</b>	<b>\$0</b>	<b>\$0</b>	<b>\$0</b>

**STRONGSVILLE CITY SCHOOL DISTRICT**

**CUYAHOGA COUNTY, OH**

**PUBLIC SCHOOL SUPPORT - DEPARTMENTAL STATEMENT OF REVENUES AND EXPENDITURES (LEVEL 4 FINANCIALS)**

**FY 2013 ACTUAL THROUGH PROJECTION TO FY 2020**

**PUBLIC SUPPORT SUPPORT BUDGET CENTER: MURASKI ELEMENTARY - 9210**

Function	Object	Description	Fiscal Year 2013 Actual	Fiscal Year 2014 Actual	Fiscal Year 2015 Actual	Fiscal Year 2016 Actual	Fiscal Year 2017 Budget	Fiscal Year 2018 Projection	Fiscal Year 2019 Projection	Fiscal Year 2020 Projection
<b>Revenues:</b>										
		<b>From Local Sources:</b>								
		Extracurricular	\$0	\$0	\$0	\$0	\$5,000	\$5,000	\$5,000	\$5,000
		Other Local Revenues	7,596	8,923	6,519	6,319	10,500	10,500	10,500	10,500
<b>Total Revenues</b>			<b>7,596</b>	<b>8,923</b>	<b>6,519</b>	<b>6,319</b>	<b>15,500</b>	<b>15,500</b>	<b>15,500</b>	<b>15,500</b>
<b>Instruction:</b>										
		<b>Supplies and Materials</b>								
	510	General Supplies	0	0	0	0	1,000	1,000	1,000	1,000
		<b>Capital Outlay</b>								
	640	Equipment	0	0	0	0	1,000	1,000	1,000	1,000
		<b>Other Objects</b>								
	889	Other Awards and Prizes	0	0	0	2,143	10,000	10,000	10,000	10,000
	890	Other Misc. Expenditures	5,179	5,723	9,005	6,248	3,500	3,500	3,500	3,500
		<b>Total Other Objects</b>	<b>5,179</b>	<b>5,723</b>	<b>9,005</b>	<b>8,391</b>	<b>13,500</b>	<b>13,500</b>	<b>13,500</b>	<b>13,500</b>
<b>Total Expenditures</b>			<b>5,179</b>	<b>5,723</b>	<b>9,005</b>	<b>8,391</b>	<b>15,500</b>	<b>15,500</b>	<b>15,500</b>	<b>15,500</b>
<b>Excess of Revenues Over / (Under) Expenditures</b>			<b>2,417</b>	<b>3,200</b>	<b>(2,486)</b>	<b>(2,072)</b>	<b>0</b>	<b>0</b>	<b>0</b>	<b>0</b>
<b>Other Financing Sources / (Uses):</b>										
		<b>Other Financing Uses</b>								
	911	Transfers In	0	0	0	1,382	1,609	0	0	0
<b>Net Change in Fund Balance</b>			<b>2,417</b>	<b>3,200</b>	<b>(2,486)</b>	<b>(690)</b>	<b>1,609</b>	<b>0</b>	<b>0</b>	<b>0</b>
<b>Cash Balance at Beginning of Fiscal Year</b>			<b>3,971</b>	<b>6,388</b>	<b>9,588</b>	<b>7,102</b>	<b>6,412</b>	<b>8,021</b>	<b>8,021</b>	<b>8,021</b>
<b>Cash Balance at End of Fiscal Year</b>			<b>6,388</b>	<b>9,588</b>	<b>7,102</b>	<b>6,412</b>	<b>8,021</b>	<b>8,021</b>	<b>8,021</b>	<b>8,021</b>
<b>Year End Encumbrances Appropriated</b>			<b>0</b>	<b>0</b>	<b>0</b>	<b>0</b>	<b>0</b>	<b>0</b>	<b>0</b>	<b>0</b>
<b>Unencumbered Fund Balance at End of Fiscal Year</b>			<b>\$6,388</b>	<b>\$9,588</b>	<b>\$7,102</b>	<b>\$6,412</b>	<b>\$8,021</b>	<b>\$8,021</b>	<b>\$8,021</b>	<b>\$8,021</b>

**STRONGSVILLE CITY SCHOOL DISTRICT**

**CUYAHOGA COUNTY, OH**

**PUBLIC SCHOOL SUPPORT - DEPARTMENTAL STATEMENT OF REVENUES AND EXPENDITURES (LEVEL 4 FINANCIALS)**

**FY 2013 ACTUAL THROUGH PROJECTION TO FY 2020**

**PUBLIC SUPPORT SUPPORT BUDGET CENTER: KINSNER ELEMENTARY - 9220**

Function	Object	Description	Fiscal Year 2013 Actual	Fiscal Year 2014 Actual	Fiscal Year 2015 Actual	Fiscal Year 2016 Actual	Fiscal Year 2017 Budget	Fiscal Year 2018 Projection	Fiscal Year 2019 Projection	Fiscal Year 2020 Projection
<b>Revenues:</b>										
		<b>From Local Sources:</b>								
		Extracurricular	\$2,490	\$0	\$55	\$138	\$10,000	\$10,000	\$10,000	\$10,000
		Other Local Revenues	1,216	5,340	4,593	2,473	11,000	11,000	11,000	11,000
<b>Total Revenues</b>			<b>3,706</b>	<b>5,340</b>	<b>4,648</b>	<b>2,611</b>	<b>21,000</b>	<b>21,000</b>	<b>21,000</b>	<b>21,000</b>
<b>Instruction:</b>										
		<b>Supplies and Materials</b>								
	510	General Supplies	0	0	0	0	5,000	5,000	5,000	5,000
		<b>Capital Outlay</b>								
	640	Equipment	0	0	0	0	5,000	5,000	5,000	5,000
		<b>Other Objects</b>								
	889	Other Awards and Prizes	0	0	0	0	1,500	1,500	1,500	1,500
	890	Other Misc. Expenditures	1,359	10,372	6,854	1,636	9,000	9,000	9,000	9,000
		<b>Total Other Objects</b>	<b>1,359</b>	<b>10,372</b>	<b>6,854</b>	<b>1,636</b>	<b>10,500</b>	<b>10,500</b>	<b>10,500</b>	<b>10,500</b>
<b>Total Expenditures</b>			<b>1,359</b>	<b>10,372</b>	<b>6,854</b>	<b>1,636</b>	<b>20,500</b>	<b>20,500</b>	<b>20,500</b>	<b>20,500</b>
<b>Excess of Revenues Over / (Under) Expenditures</b>			<b>2,347</b>	<b>(5,032)</b>	<b>(2,206)</b>	<b>975</b>	<b>500</b>	<b>500</b>	<b>500</b>	<b>500</b>
<b>Other Financing Sources / (Uses):</b>										
		<b>Other Financing Uses</b>								
	911	Transfers In	0	0	0	1,996	0	0	0	0
<b>Net Change in Fund Balance</b>			<b>2,347</b>	<b>(5,032)</b>	<b>(2,206)</b>	<b>2,971</b>	<b>500</b>	<b>500</b>	<b>500</b>	<b>500</b>
<b>Cash Balance at Beginning of Fiscal Year</b>			<b>6,466</b>	<b>8,813</b>	<b>3,781</b>	<b>1,575</b>	<b>4,546</b>	<b>5,046</b>	<b>5,546</b>	<b>6,046</b>
<b>Cash Balance at End of Fiscal Year</b>			<b>8,813</b>	<b>3,781</b>	<b>1,575</b>	<b>4,546</b>	<b>5,046</b>	<b>5,546</b>	<b>6,046</b>	<b>6,546</b>
<b>Year End Encumbrances Appropriated</b>			<b>200</b>	<b>0</b>	<b>0</b>	<b>565</b>	<b>565</b>	<b>565</b>	<b>565</b>	<b>565</b>
<b>Unencumbered Fund Balance at End of Fiscal Year</b>			<b>\$8,613</b>	<b>\$3,781</b>	<b>\$1,575</b>	<b>\$3,981</b>	<b>\$4,481</b>	<b>\$4,981</b>	<b>\$5,481</b>	<b>\$5,981</b>

**STRONGSVILLE CITY SCHOOL DISTRICT**

**CUYAHOGA COUNTY, OH**

**PUBLIC SCHOOL SUPPORT - DEPARTMENTAL STATEMENT OF REVENUES AND EXPENDITURES (LEVEL 4 FINANCIALS)**

**FY 2013 ACTUAL THROUGH PROJECTION TO FY 2020**

**PUBLIC SUPPORT SUPPORT BUDGET CENTER: SURRARRER ELEMENTARY - 9300**

Function	Object	Description	Fiscal Year 2013 Actual	Fiscal Year 2014 Actual	Fiscal Year 2015 Actual	Fiscal Year 2016 Actual	Fiscal Year 2017 Budget	Fiscal Year 2018 Projection	Fiscal Year 2019 Projection	Fiscal Year 2020 Projection
<b>Revenues:</b>										
		<b>From Local Sources:</b>								
		Extracurricular	\$0	\$0	\$724	\$0	\$3,000	\$3,000	\$3,000	\$3,000
		Other Local Revenues	2,307	2,323	1,764	1,498	5,000	5,000	5,000	5,000
<b>Total Revenues</b>			<b>2,307</b>	<b>2,323</b>	<b>2,488</b>	<b>1,498</b>	<b>8,000</b>	<b>8,000</b>	<b>8,000</b>	<b>8,000</b>
<b>Instruction:</b>										
		<b>Purchase Services</b>								
	490	Other Purchased Services	0	0	0	0	3,000	3,000	1,500	1,500
		<b>Supplies and Materials</b>								
	510	General Supplies	0	0	0	0	3,000	3,000	1,500	1,500
	560	Food	0	0	0	0	3,000	3,000	1,500	1,500
	590	Other Supplies and Materials	0	0	0	0	1,000	1,000	2,472	2,000
		<b>Total Materials and Supplies</b>	<b>0</b>	<b>0</b>	<b>0</b>	<b>0</b>	<b>7,000</b>	<b>7,000</b>	<b>5,472</b>	<b>5,000</b>
		<b>Other Objects</b>								
	889	Other Awards and Prizes	0	0	0	0	3,000	3,000	1,500	1,500
	890	Other Misc. Expenditures	577	1,440	2,909	2,724	0	0	0	0
		<b>Total Other Objects</b>	<b>577</b>	<b>1,440</b>	<b>2,909</b>	<b>2,724</b>	<b>3,000</b>	<b>3,000</b>	<b>1,500</b>	<b>1,500</b>
<b>Total Expenditures</b>			<b>577</b>	<b>1,440</b>	<b>2,909</b>	<b>2,724</b>	<b>13,000</b>	<b>13,000</b>	<b>8,472</b>	<b>8,000</b>
<b>Excess of Revenues Over / (Under) Expenditures</b>			<b>1,730</b>	<b>883</b>	<b>(421)</b>	<b>(1,226)</b>	<b>(5,000)</b>	<b>(5,000)</b>	<b>(472)</b>	<b>0</b>
<b>Other Financing Sources / (Uses):</b>										
		<b>Other Financing Uses</b>								
	911	Transfers In	0	0	0	0	1,756	0	0	0
<b>Total Other Financing Sources / (Uses)</b>			<b>0</b>	<b>0</b>	<b>0</b>	<b>0</b>	<b>1,756</b>	<b>0</b>	<b>0</b>	<b>0</b>
<b>Net Change in Fund Balance</b>			<b>1,730</b>	<b>883</b>	<b>(421)</b>	<b>(1,226)</b>	<b>(3,244)</b>	<b>(5,000)</b>	<b>(472)</b>	<b>0</b>
		Cash Balance at Beginning of Fiscal Year	9,506	11,236	12,119	11,698	10,472	7,228	2,228	1,756
		Cash Balance at End of Fiscal Year	11,236	12,119	11,698	10,472	7,228	2,228	1,756	1,756
		Year End Encumbrances Appropriated	0	0	0	0	0	0	0	0
<b>Unencumbered Fund Balance at End of Fiscal Year</b>			<b>\$11,236</b>	<b>\$12,119</b>	<b>\$11,698</b>	<b>\$10,472</b>	<b>\$7,228</b>	<b>\$2,228</b>	<b>\$1,756</b>	<b>\$1,756</b>

**STRONGSVILLE CITY SCHOOL DISTRICT**

**CUYAHOGA COUNTY, OH**

**PUBLIC SCHOOL SUPPORT - DEPARTMENTAL STATEMENT OF REVENUES AND EXPENDITURES (LEVEL 4 FINANCIALS)**

**FY 2013 ACTUAL THROUGH PROJECTION TO FY 2020**

**PUBLIC SUPPORT SUPPORT BUDGET CENTER: WHITNEY ELEMENTARY - 9310**

Function	Object	Description	Fiscal Year 2013 Actual	Fiscal Year 2014 Actual	Fiscal Year 2015 Actual	Fiscal Year 2016 Actual	Fiscal Year 2017 Budget	Fiscal Year 2018 Projection	Fiscal Year 2019 Projection	Fiscal Year 2020 Projection
<b>Revenues:</b>										
		<b>From Local Sources:</b>								
		Extracurricular	\$202	\$0	\$25	\$252	\$12,750	\$12,750	\$12,750	\$12,750
		Other Local Revenues	7,326	3,774	2,783	4,426	7,500	7,500	7,500	7,500
<b>Total Revenues</b>			<b>7,528</b>	<b>3,774</b>	<b>2,808</b>	<b>4,678</b>	<b>20,250</b>	<b>20,250</b>	<b>20,250</b>	<b>20,250</b>
<b>Instruction:</b>										
		<b>Purchase Services</b>								
	439	Travel/Mileage/Meeting Expense	0	0	0	0	450	450	450	450
	490	Other Purchased Services	0	0	0	0	4,000	4,000	4,000	4,000
		<b>Total Purchase Services</b>	<b>0</b>	<b>0</b>	<b>0</b>	<b>0</b>	<b>4,450</b>	<b>4,450</b>	<b>4,450</b>	<b>4,450</b>
		<b>Supplies and Materials</b>								
	510	General Supplies	0	0	0	0	5,000	5,000	5,000	5,000
	560	Food	0	0	0	0	1,250	1,250	1,250	1,250
	590	Other Supplies and Materials	0	0	0	0	3,000	3,000	3,000	3,000
		<b>Total Materials and Supplies</b>	<b>0</b>	<b>0</b>	<b>0</b>	<b>0</b>	<b>9,250</b>	<b>9,250</b>	<b>9,250</b>	<b>9,250</b>
		<b>Capital Outlay</b>								
	640	Equipment	0	0	0	0	4,000	4,000	4,000	4,000
		<b>Other Objects</b>								
	890	Other Misc. Expenditures	7,180	627	824	3,150	16,615	4,672	2,550	2,550
<b>Total Expenditures</b>			<b>7,180</b>	<b>627</b>	<b>824</b>	<b>3,150</b>	<b>34,315</b>	<b>22,372</b>	<b>20,250</b>	<b>20,250</b>
<b>Excess of Revenues Over / (Under) Expenditures</b>			<b>348</b>	<b>3,147</b>	<b>1,984</b>	<b>1,528</b>	<b>(14,065)</b>	<b>(2,122)</b>	<b>0</b>	<b>0</b>
<b>Other Financing Sources / (Uses):</b>										
		<b>Other Financing Uses</b>								
	911	Transfers In	0	0	0	0	3,951	0	0	0
<b>Net Change in Fund Balance</b>			<b>348</b>	<b>3,147</b>	<b>1,984</b>	<b>1,528</b>	<b>(10,114)</b>	<b>(2,122)</b>	<b>0</b>	<b>0</b>
		<b>Cash Balance at Beginning of Fiscal Year</b>	9,180	9,528	12,675	14,659	16,187	6,073	3,951	3,951
		<b>Cash Balance at End of Fiscal Year</b>	9,528	12,675	14,659	16,187	6,073	3,951	3,951	3,951
		<b>Year End Encumbrances Appropriated</b>	0	343	0	0	0	0	0	0
<b>Unencumbered Fund Balance at End of Fiscal Year</b>			<b>\$9,528</b>	<b>\$12,332</b>	<b>\$14,659</b>	<b>\$16,187</b>	<b>\$6,073</b>	<b>\$3,951</b>	<b>\$3,951</b>	<b>\$3,951</b>

**STRONGSVILLE CITY SCHOOL DISTRICT**

**CUYAHOGA COUNTY, OH**

**PUBLIC SCHOOL SUPPORT - DEPARTMENTAL STATEMENT OF REVENUES AND EXPENDITURES (LEVEL 4 FINANCIALS)**

**FY 2013 ACTUAL THROUGH PROJECTION TO FY 2020**

**PUBLIC SUPPORT SUPPORT BUDGET CENTER: ZELLERS ELEMENTARY - 9320**

Function	Object	Description	Fiscal Year 2013 Actual	Fiscal Year 2014 Actual	Fiscal Year 2015 Actual	Fiscal Year 2016 Actual	Fiscal Year 2017 Budget	Fiscal Year 2018 Projection	Fiscal Year 2019 Projection	Fiscal Year 2020 Projection
<b>Revenues:</b>										
		<b>From Local Sources:</b>								
		Extracurricular	\$0	\$396	\$292	\$0	\$0	\$0	\$0	\$0
		Other Local Revenues	1,701	0	1,153	0	0	0	0	0
<b>Total Revenues</b>			<b>1,701</b>	<b>396</b>	<b>1,445</b>	<b>0</b>	<b>0</b>	<b>0</b>	<b>0</b>	<b>0</b>
<b>Instruction:</b>										
		<b>Other Objects</b>								
	890	Other Misc. Expenditures	1,604	338	0	0	0	0	0	0
<b>Total Expenditures</b>			<b>1,604</b>	<b>338</b>	<b>0</b>	<b>0</b>	<b>0</b>	<b>0</b>	<b>0</b>	<b>0</b>
<b>Excess of Revenues Over / (Under) Expenditures</b>			<b>97</b>	<b>58</b>	<b>1,445</b>	<b>0</b>	<b>0</b>	<b>0</b>	<b>0</b>	<b>0</b>
<b>Other Financing Sources / (Uses):</b>										
		<b>Other Financing Uses</b>								
	910	Transfers Out	0	0	0	(3,838)	0	0	0	0
<b>Net Change in Fund Balance</b>			<b>97</b>	<b>58</b>	<b>1,445</b>	<b>(3,838)</b>	<b>0</b>	<b>0</b>	<b>0</b>	<b>0</b>
Cash Balance at Beginning of Fiscal Year			2,238	2,335	2,393	3,838	0	0	0	0
Cash Balance at End of Fiscal Year			2,335	2,393	3,838	0	0	0	0	0
Year End Encumbrances Appropriated			0		0	0	0	0	0	0
<b>Unencumbered Fund Balance at End of Fiscal Year</b>			<b>\$2,335</b>	<b>\$2,393</b>	<b>\$3,838</b>	<b>\$0</b>	<b>\$0</b>	<b>\$0</b>	<b>\$0</b>	<b>\$0</b>

**STRONGSVILLE CITY SCHOOL DISTRICT**  
**CUYAHOGA COUNTY, OH**

*PUBLIC SCHOOL SUPPORT - DEPARTMENTAL STATEMENT OF REVENUES AND EXPENDITURES (LEVEL 4 FINANCIALS)*  
*FY 2013 ACTUAL THROUGH PROJECTION TO FY 2020*  
**PUBLIC SUPPORT SUPPORT BUDGET CENTER: STRONGSVILLE EARLY LEARNING PRESCHOOL - 9400**

			Fiscal Year 2013 Actual	Fiscal Year 2014 Actual	Fiscal Year 2015 Actual	Fiscal Year 2016 Actual	Fiscal Year 2017 Budget	Fiscal Year 2018 Projection	Fiscal Year 2019 Projection	Fiscal Year 2020 Projection
Function	Object	Description								
Revenues:										
	From Local Sources:									
	Other Local Revenues		\$922	\$1,489	\$200	\$341	\$100	\$100	\$100	\$100
Total Revenues			922	1,489	200	341	100	100	100	100
Instruction:										
	Purchase Services									
490	Other Purchased Services		0	0	0	0	500	100	100	100
	Supplies and Materials									
510	General Supplies		0	0	0	166	1,775	661	0	0
560	Food		0	0	0	0	200	0	0	0
590	Other Supplies and Materials		0	0	0	495	500	0	0	0
	Total Materials and Supplies		0	0	0	661	2,475	661	0	0
	Capital Outlay									
640	Equipment		0	0	0	692	1,809	0	0	0
	Other Objects									
889	Other Awards and Prizes		0	0	0	0	200	0	0	0
890	Other Misc. Expenditures		340	1,177	345	177	200	0	0	0
Total Expenditures			340	1,177	345	1,530	5,184	761	100	100
Net Change in Fund Balance			582	312	(145)	(1,189)	(5,084)	(661)	0	0
Cash Balance at Beginning of Fiscal Year			6,185	6,767	7,079	6,934	5,745	661	0	0
Cash Balance at End of Fiscal Year			6,767	7,079	6,934	5,745	661	0	0	0
Year End Encumbrances Appropriated			0		0	0	0	0	0	0
Unencumbered Fund Balance at End of Fiscal Year			\$6,767	\$7,079	\$6,934	\$5,745	\$661	\$0	\$0	\$0



**STRONGSVILLE CITY SCHOOL DISTRICT**

**CUYAHOGA COUNTY, OH**

**PUBLIC SCHOOL SUPPORT - DEPARTMENTAL STATEMENT OF REVENUES AND EXPENDITURES (LEVEL 4 FINANCIALS)**

**FY 2013 ACTUAL THROUGH PROJECTION TO FY 2020**

**PUBLIC SUPPORT SUPPORT BUDGET CENTER: STRONGSVILLE MIDDLE SCHOOL - 9600**

Function	Object	Description	Fiscal Year 2013 Actual	Fiscal Year 2014 Actual	Fiscal Year 2015 Actual	Fiscal Year 2016 Actual	Fiscal Year 2017 Budget	Fiscal Year 2018 Projection	Fiscal Year 2019 Projection	Fiscal Year 2020 Projection
<b>Revenues:</b>										
		<b>From Local Sources:</b>								
		Extracurricular	\$0	\$0	\$0	\$0	\$3,000	\$3,000	\$3,000	\$3,000
		Other Local Revenues	0	0	0	0	3,500	3,500	3,500	3,500
<b>Total Revenues</b>			<b>0</b>	<b>0</b>	<b>0</b>	<b>0</b>	<b>6,500</b>	<b>6,500</b>	<b>6,500</b>	<b>6,500</b>
<b>Instruction:</b>										
		<b>Purchase Services</b>								
	490	Other Purchased Services	0	0	0	0	2,000	2,000	2,000	2,000
		<b>Supplies and Materials</b>								
	510	General Supplies	0	0	0	0	1,000	1,000	1,000	1,000
	560	Food	0	0	0	0	1,000	1,000	1,000	1,000
	590	Other Supplies and Materials	0	0	0	0	1,700	1,700	1,700	1,700
		<b>Total Materials and Supplies</b>	<b>0</b>	<b>0</b>	<b>0</b>	<b>0</b>	<b>3,700</b>	<b>3,700</b>	<b>3,700</b>	<b>3,700</b>
		<b>Capital Outlay</b>								
	640	Equipment	0	0	0	0	800	800	800	800
		<b>Other Objects</b>								
	890	Other Misc. Expenditures	0	0	0	0	3,000	3,000	3,000	3,000
<b>Total Expenditures</b>			<b>0</b>	<b>0</b>	<b>0</b>	<b>0</b>	<b>9,500</b>	<b>9,500</b>	<b>9,500</b>	<b>9,500</b>
<b>Excess of Revenues Over / (Under) Expenditures</b>			<b>0</b>	<b>0</b>	<b>0</b>	<b>0</b>	<b>(3,000)</b>	<b>(3,000)</b>	<b>(3,000)</b>	<b>(3,000)</b>
<b>Other Financing Sources / (Uses):</b>										
		<b>Other Financing Uses</b>								
	911	Transfers In	0	0	0	0	22,744	0	0	0
<b>Total Other Financing Sources / (Uses)</b>			<b>0</b>	<b>0</b>	<b>0</b>	<b>0</b>	<b>22,744</b>	<b>0</b>	<b>0</b>	<b>0</b>
<b>Net Change in Fund Balance</b>			<b>0</b>	<b>0</b>	<b>0</b>	<b>0</b>	<b>19,744</b>	<b>(3,000)</b>	<b>(3,000)</b>	<b>(3,000)</b>
Cash Balance at Beginning of Fiscal Year			0	0	0	0	0	19,744	16,744	13,744
Cash Balance at End of Fiscal Year			0	0	0	0	19,744	16,744	13,744	10,744
Year End Encumbrances Appropriated			0	0	0	0	0	0	0	0
<b>Unencumbered Fund Balance at End of Fiscal Year</b>			<b>\$0</b>	<b>\$0</b>	<b>\$0</b>	<b>\$0</b>	<b>\$19,744</b>	<b>\$16,744</b>	<b>\$13,744</b>	<b>\$10,744</b>

**STRONGSVILLE CITY SCHOOL DISTRICT**

**CUYAHOGA COUNTY, OH**

**PUBLIC SCHOOL SUPPORT - DEPARTMENTAL STATEMENT OF REVENUES AND EXPENDITURES (LEVEL 4 FINANCIALS)**

**FY 2013 ACTUAL THROUGH PROJECTION TO FY 2020**

**PUBLIC SUPPORT SUPPORT BUDGET CENTER: ALBION MIDDLE SCHOOL - 9700**

Function	Object	Description	Fiscal Year 2013 Actual	Fiscal Year 2014 Actual	Fiscal Year 2015 Actual	Fiscal Year 2016 Actual	Fiscal Year 2017 Budget	Fiscal Year 2018 Projection	Fiscal Year 2019 Projection	Fiscal Year 2020 Projection
<b>Revenues:</b>										
		<b>From Local Sources:</b>								
		Extracurricular	\$3,376	\$920	\$1,209	\$1,892	\$0	\$0	\$0	\$0
		Other Local Revenues	3,102	8,186	4,993	2,752	0	0	0	0
<b>Total Revenues</b>			<b>6,478</b>	<b>9,106</b>	<b>6,202</b>	<b>4,644</b>	<b>0</b>	<b>0</b>	<b>0</b>	<b>0</b>
<b>Instruction:</b>										
		<b>Purchase Services</b>								
	490	Other Purchased Services	0	0	0	1,889	0	0	0	0
		<b>Supplies and Materials</b>								
	510	General Supplies	0	0	0	699	0	0	0	0
	560	Food	0	0	0	1,314	0	0	0	0
		<b>Total Materials and Supplies</b>	<b>0</b>	<b>0</b>	<b>0</b>	<b>2,013</b>	<b>0</b>	<b>0</b>	<b>0</b>	<b>0</b>
		<b>Capital Outlay</b>								
	640	Equipment	0	0	0	1,528	0	0	0	0
		<b>Other Objects</b>								
	889	Other Awards and Prizes	0	0	0	251	0	0	0	0
	890	Other Misc. Expenditures	3,289	6,757	4,958	2,580	0	0	0	0
<b>Total Expenditures</b>			<b>3,289</b>	<b>6,757</b>	<b>4,958</b>	<b>8,261</b>	<b>0</b>	<b>0</b>	<b>0</b>	<b>0</b>
<b>Excess of Revenues Over / (Under) Expenditures</b>			<b>3,189</b>	<b>2,349</b>	<b>1,244</b>	<b>(3,617)</b>	<b>0</b>	<b>0</b>	<b>0</b>	<b>0</b>
<b>Other Financing Sources / (Uses):</b>										
		<b>Other Financing Uses</b>								
	910	Transfers Out	0	0	0	0	(5,577)	0	0	0
	911	Transfers In	0	118	0	0	0	0	0	0
<b>Total Other Financing Sources / (Uses)</b>			<b>0</b>	<b>118</b>	<b>0</b>	<b>0</b>	<b>(5,577)</b>	<b>0</b>	<b>0</b>	<b>0</b>
<b>Net Change in Fund Balance</b>			<b>3,189</b>	<b>2,467</b>	<b>1,244</b>	<b>(3,617)</b>	<b>(5,577)</b>	<b>0</b>	<b>0</b>	<b>0</b>
<b>Cash Balance at Beginning of Fiscal Year</b>			<b>2,294</b>	<b>5,483</b>	<b>7,950</b>	<b>9,194</b>	<b>5,577</b>	<b>0</b>	<b>0</b>	<b>0</b>
<b>Cash Balance at End of Fiscal Year</b>			<b>5,483</b>	<b>7,950</b>	<b>9,194</b>	<b>5,577</b>	<b>0</b>	<b>0</b>	<b>0</b>	<b>0</b>
<b>Year End Encumbrances Appropriated</b>			<b>0</b>	<b>0</b>	<b>0</b>	<b>0</b>	<b>0</b>	<b>0</b>	<b>0</b>	<b>0</b>
<b>Unencumbered Fund Balance at End of Fiscal Year</b>			<b>\$5,483</b>	<b>\$7,950</b>	<b>\$9,194</b>	<b>\$5,577</b>	<b>\$0</b>	<b>\$0</b>	<b>\$0</b>	<b>\$0</b>

**STRONGSVILLE CITY SCHOOL DISTRICT**

**CUYAHOGA COUNTY, OH**

**PUBLIC SCHOOL SUPPORT - DEPARTMENTAL STATEMENT OF REVENUES AND EXPENDITURES (LEVEL 4 FINANCIALS)**

**FY 2013 ACTUAL THROUGH PROJECTION TO FY 2020**

**PUBLIC SUPPORT SUPPORT BUDGET CENTER: CENTER MIDDLE SCHOOL - 9800**

Function	Object	Description	Fiscal Year 2013 Actual	Fiscal Year 2014 Actual	Fiscal Year 2015 Actual	Fiscal Year 2016 Actual	Fiscal Year 2017 Budget	Fiscal Year 2018 Projection	Fiscal Year 2019 Projection	Fiscal Year 2020 Projection
<b>Revenues:</b>										
	<b>From Local Sources:</b>									
		Extracurricular	\$3,780	\$2,914	\$2,993	\$1,183	\$0	\$0	\$0	\$0
		Other Local Revenues	1,155	1,127	925	3,037	0	0	0	0
<b>Total Revenues</b>			<b>4,935</b>	<b>4,041</b>	<b>3,918</b>	<b>4,220</b>	<b>0</b>	<b>0</b>	<b>0</b>	<b>0</b>
<b>Instruction:</b>										
	<b>Supplies and Materials</b>									
	590	Other Supplies and Materials	0	0	0	1,712	0	0	0	0
	<b>Other Objects</b>									
	889	Other Awards and Prizes	0	0	0	121	0	0	0	0
	890	Other Misc. Expenditures	6,150	2,120	2,237	705	0	0	0	0
<b>Total Expenditures</b>			<b>6,150</b>	<b>2,120</b>	<b>2,237</b>	<b>2,538</b>	<b>0</b>	<b>0</b>	<b>0</b>	<b>0</b>
<b>Excess of Revenues Over / (Under) Expenditures</b>			<b>(1,215)</b>	<b>1,921</b>	<b>1,681</b>	<b>1,682</b>	<b>0</b>	<b>0</b>	<b>0</b>	<b>0</b>
<b>Other Financing Sources / (Uses):</b>										
	<b>Other Financing Uses</b>									
	910	Transfers Out	0	0	0	0	(16,778)	0	0	0
	911	Transfers In	326	0	0	0	0	0	0	0
<b>Total Other Financing Sources / (Uses)</b>			<b>326</b>	<b>0</b>	<b>0</b>	<b>0</b>	<b>(16,778)</b>	<b>0</b>	<b>0</b>	<b>0</b>
<b>Net Change in Fund Balance</b>			<b>(889)</b>	<b>1,921</b>	<b>1,681</b>	<b>1,682</b>	<b>(16,778)</b>	<b>0</b>	<b>0</b>	<b>0</b>
<b>Cash Balance at Beginning of Fiscal Year</b>			<b>12,383</b>	<b>11,494</b>	<b>13,415</b>	<b>15,096</b>	<b>16,778</b>	<b>0</b>	<b>0</b>	<b>0</b>
<b>Cash Balance at End of Fiscal Year</b>			<b>11,494</b>	<b>13,415</b>	<b>15,096</b>	<b>16,778</b>	<b>0</b>	<b>0</b>	<b>0</b>	<b>0</b>
<b>Year End Encumbrances Appropriated</b>			<b>0</b>	<b>0</b>	<b>0</b>	<b>0</b>	<b>0</b>	<b>0</b>	<b>0</b>	<b>0</b>
<b>Unencumbered Fund Balance at End of Fiscal Year</b>			<b>\$11,494</b>	<b>\$13,415</b>	<b>\$15,096</b>	<b>\$16,778</b>	<b>\$0</b>	<b>\$0</b>	<b>\$0</b>	<b>\$0</b>

**STRONGSVILLE CITY SCHOOL DISTRICT**

**CUYAHOGA COUNTY, OH**

**PUBLIC SCHOOL SUPPORT - DEPARTMENTAL STATEMENT OF REVENUES AND EXPENDITURES (LEVEL 4 FINANCIALS)**

**FY 2013 ACTUAL THROUGH PROJECTION TO FY 2020**

**PUBLIC SUPPORT SUPPORT BUDGET CENTER: STRONGSVILLE HIGH SCHOOL - 9900**

Function	Object	Description	Fiscal Year 2013 Actual	Fiscal Year 2014 Actual	Fiscal Year 2015 Actual	Fiscal Year 2016 Actual	Fiscal Year 2017 Budget	Fiscal Year 2018 Projection	Fiscal Year 2019 Projection	Fiscal Year 2020 Projection
<b>Revenues:</b>										
	<b>From Local Sources:</b>									
		Extracurricular	\$35,612	\$35,370	\$30,840	\$29,340	\$30,000	\$30,000	\$30,000	\$30,000
		Other Local Revenues	28,400	15,925	20,574	12,413	15,000	15,000	15,000	15,000
<b>Total Revenues</b>			<b>64,012</b>	<b>51,295</b>	<b>51,414</b>	<b>41,753</b>	<b>45,000</b>	<b>45,000</b>	<b>45,000</b>	<b>45,000</b>
<b>Instruction:</b>										
	<b>Purchase Services</b>									
	439	Travel/Mileage/Meeting Expense	0	0	0	900	5,500	5,500	5,500	5,500
	490	Other Purchased Services	0	0	0	24,833	50,000	25,000	15,000	15,000
	<b>Total Purchase Services</b>		<b>0</b>	<b>0</b>	<b>0</b>	<b>25,733</b>	<b>55,500</b>	<b>30,500</b>	<b>20,500</b>	<b>20,500</b>
	<b>Supplies and Materials</b>									
	560	Food	0	0	0	4,959	5,000	5,000	5,000	5,000
	590	Other Supplies and Materials	0	0	0	1,510	25,000	9,418	6,500	6,500
	<b>Total Materials and Supplies</b>		<b>0</b>	<b>0</b>	<b>0</b>	<b>6,469</b>	<b>30,000</b>	<b>14,418</b>	<b>11,500</b>	<b>11,500</b>
	<b>Capital Outlay</b>									
	640	Equipment	0	0	2,488	85,450	20,000	10,000	10,000	10,000
	<b>Other Objects</b>									
	889	Other Awards and Prizes	0	0	0	2,500	3,000	3,000	3,000	3,000
	890	Other Misc. Expenditures	48,083	63,800	51,084	5,748	0	0	0	0
<b>Total Expenditures</b>			<b>48,083</b>	<b>63,800</b>	<b>53,572</b>	<b>125,900</b>	<b>108,500</b>	<b>57,918</b>	<b>45,000</b>	<b>45,000</b>
<b>Excess of Revenues Over / (Under) Expenditures</b>			<b>15,929</b>	<b>(12,505)</b>	<b>(2,158)</b>	<b>(84,147)</b>	<b>(63,500)</b>	<b>(12,918)</b>	<b>0</b>	<b>0</b>
<b>Other Financing Sources / (Uses):</b>										
	<b>Other Financing Uses</b>									
	911	Transfers In	35,146	6,588	3,273	9,578	7,145	0	0	0
<b>Net Change in Fund Balance</b>			<b>51,075</b>	<b>(5,917)</b>	<b>1,115</b>	<b>(74,569)</b>	<b>(56,355)</b>	<b>(12,918)</b>	<b>0</b>	<b>0</b>
<b>Cash Balance at Beginning of Fiscal Year</b>			104,714	155,789	149,872	150,987	76,418	20,063	7,145	7,145
<b>Cash Balance at End of Fiscal Year</b>			155,789	149,872	150,987	76,418	20,063	7,145	7,145	7,145
<b>Year End Encumbrances Appropriated</b>			2,962	9,241	9,477	565	565	0	0	0
<b>Unencumbered Fund Balance at End of Fiscal Year</b>			<b>\$152,827</b>	<b>\$140,631</b>	<b>\$141,510</b>	<b>\$75,853</b>	<b>\$19,498</b>	<b>\$7,145</b>	<b>\$7,145</b>	<b>\$7,145</b>

# OTHER LOCAL GRANTS FUND

The budget statements contained in this section provide the detailed revenue and expenditures for the Other Local Grants Fund.

The other local grants fund is used to account for proceeds of specific revenue sources, except for State and Federal grants that are legally restricted to expenditures for specified purposes.

The statements in this section contain the consolidated Level 3 statement of the other local grants fund and the individual Level 4 statements each department and/or program within the other local grants fund.

The departments and/or programs that make up the other local grants fund are as follows:

- 
- HS State Farm Celebrate My Drive 2012
  - Fast Grant
  - Higher Ed Grant (ESC)
  - SEF Donation
  - Cracker Barrel Donations
  - Ohio Mid-Level Association Grant
  - American Dairy Fuel Up To Play Grant
  - SEF Equipment Grant
  - SEF Grant Lawson
  - Rotary Social Programs Middle School
  - Discover Path to Financial Success HS
  - Believe In Ohio Grant
  - SEF Grant Prof. Development Software
  - Coca-Cola Scholarships
  - District Wellness Programs
  - Polaris Vocational Assistance
  - USAC E-Rate Program
  - Toyota Tapestry
  - Math Intervention Grant
  - Bio Technology Program HS
  - Academic Challenge Grant
  - FY 08 Dollar General Literacy Grant
  - Martha Holden Jennings Grant
  - American Dairy Council Albion Middle School
  - ODNR Project Wild Grant
  - M.H. Jennings Grant Personal Survival
  - FY 16 Dollar General Literacy Grant
  - Wal-Mart Communications Grant
  - Excellence In Athletics Fund
  - Middle School Archery
  - Donation/Grant Superintendent Initiatives

**STRONGSVILLE CITY SCHOOL DISTRICT**  
**CUYAHOGA COUNTY, OH**  
**STATEMENT OF REVENUES AND EXPENDITURES**  
**FY 2013 ACTUAL THROUGH PROJECTION TO FY 2020**  
**OTHER LOCAL GRANTS- LEVEL 3 FINANCIAL**

Function	Description	Fiscal Year 2013 Actual	Fiscal Year 2014 Actual	Fiscal Year 2015 Actual	Fiscal Year 2016 Actual	Fiscal Year 2017 Budget	Fiscal Year 2018 Projection	Fiscal Year 2019 Projection	Fiscal Year 2020 Projection
<b>Revenues:</b>									
<b>From Local Sources:</b>									
Other Local Revenues		\$50,325	\$116,602	\$134,127	\$297,304	\$292,875	\$274,210	\$263,522	\$240,309
<b>Total Revenues</b>		<b>50,325</b>	<b>116,602</b>	<b>134,127</b>	<b>297,304</b>	<b>292,875</b>	<b>274,210</b>	<b>263,522</b>	<b>240,309</b>
<b>Instruction:</b>									
Salaries		750	3,325	1,000	250	0	0	0	0
Fringe Benefits		513	513	208	60	0	0	0	0
Purchase Services		27,477	49,600	60,535	40,623	80,062	80,000	80,000	80,000
Materials and Supplies		20,076	2,654	1,234	500	590	500	500	500
Capital Outlay		17,830	22,020	11,985	21,893	17,039	0	0	0
Other Objects		0	17,214	30,642	11,703	16,549	3,200	3,200	3,200
<b>Total Instruction</b>		<b>66,646</b>	<b>95,326</b>	<b>105,604</b>	<b>75,029</b>	<b>114,240</b>	<b>83,700</b>	<b>83,700</b>	<b>83,700</b>
<b>Support Services:</b>									
Salaries		0	0	0	1,150	0	0	0	0
Fringe Benefits		0	0	0	207	0	0	0	0
Purchase Services		0	341	0	148	0	0	0	0
Other Objects		1,500	1,500	1,500	1,500	6,500	6,500	6,500	6,500
<b>Total Support Services</b>		<b>1,500</b>	<b>1,841</b>	<b>1,500</b>	<b>3,005</b>	<b>6,500</b>	<b>6,500</b>	<b>6,500</b>	<b>6,500</b>
<b>Extracurricular Activities</b>									
Capital Outlay		0	0	0	3,250	550	0	0	0
<b>Total Extracurricular Activities</b>		<b>0</b>	<b>0</b>	<b>0</b>	<b>3,250</b>	<b>550</b>	<b>0</b>	<b>0</b>	<b>0</b>
<b>Facilities Acquisition and Construction:</b>									
Capital Outlay		0	0	0	18,729	0	0	0	0
<b>Total Facilities Acquisition and Construction</b>		<b>0</b>	<b>0</b>	<b>0</b>	<b>18,729</b>	<b>0</b>	<b>0</b>	<b>0</b>	<b>0</b>
<b>Total Expenditures</b>		<b>68,146</b>	<b>97,167</b>	<b>107,104</b>	<b>100,013</b>	<b>121,290</b>	<b>90,200</b>	<b>90,200</b>	<b>90,200</b>
<b>Excess of Revenues Over / (Under) Expenditures</b>		<b>(17,821)</b>	<b>19,435</b>	<b>27,023</b>	<b>197,291</b>	<b>171,585</b>	<b>184,010</b>	<b>173,322</b>	<b>150,109</b>
<b>Other Financing Sources / (Uses):</b>									
Transfers Out		0	(276)	(14,120)	0	(150,173)	(184,010)	(173,322)	(150,109)
Transfers In		17,250	0	0	0	59,500	58,835	58,147	57,434
<b>Total Other Financing Sources / (Uses)</b>		<b>17,250</b>	<b>(276)</b>	<b>(14,120)</b>	<b>0</b>	<b>(90,673)</b>	<b>(125,175)</b>	<b>(115,175)</b>	<b>(92,675)</b>
<b>Net Change in Fund Balance</b>		<b>(571)</b>	<b>19,159</b>	<b>12,903</b>	<b>197,291</b>	<b>80,912</b>	<b>58,835</b>	<b>58,147</b>	<b>57,434</b>
Cash Balance at Beginning of Fiscal Year		44,602	44,031	63,190	76,093	273,384	354,296	413,131	471,278
Cash Balance at End of Fiscal Year		44,031	63,190	76,093	273,384	354,296	413,131	471,278	528,712
Year End Encumbrances Appropriated		4,000	14,202	34,544	220,015	220,015	220,015	220,015	220,015
<b>Unencumbered Fund Balance at End of Fiscal Year</b>		<b>\$40,031</b>	<b>\$48,988</b>	<b>\$41,549</b>	<b>\$53,369</b>	<b>\$134,281</b>	<b>\$193,116</b>	<b>\$251,263</b>	<b>\$308,697</b>

**STRONGSVILLE CITY SCHOOL DISTRICT**

**CUYAHOGA COUNTY, OH**

**OTHER LOCAL GRANTS - DEPARTMENTAL STATEMENT OF REVENUES AND EXPENDITURES (LEVEL 4 FINANCIALS)**

**FY 2013 ACTUAL THROUGH PROJECTION TO FY 2020**

**TOTAL OTHER LOCAL GRANTS**

Function	Object	Description	Fiscal Year 2013 Actual	Fiscal Year 2014 Actual	Fiscal Year 2015 Actual	Fiscal Year 2016 Actual	Fiscal Year 2017 Budget	Fiscal Year 2018 Projection	Fiscal Year 2019 Projection	Fiscal Year 2020 Projection
<b>Revenues:</b>										
		<b>From Local Sources:</b>								
		Other Local Revenues	\$50,325	\$116,602	\$134,127	\$297,304	\$292,875	\$274,210	\$263,522	\$240,309
<b>Total Revenues</b>			<b>50,325</b>	<b>116,602</b>	<b>134,127</b>	<b>297,304</b>	<b>292,875</b>	<b>274,210</b>	<b>263,522</b>	<b>240,309</b>
<b>Instruction:</b>										
		<b>Salaries:</b>								
	111	Regular Cert-Salary/Wages	750	1,325	1,000	250	0	0	0	0
	112	Temp Cert-Salary/Wages	0	2,000	0	0	0	0	0	0
		<b>Total Salaries</b>	<b>750</b>	<b>3,325</b>	<b>1,000</b>	<b>250</b>	<b>0</b>	<b>0</b>	<b>0</b>	<b>0</b>
		<b>Fringe Benefits</b>								
	261	Certified Workers Comp	5	0	14	14	0	0	0	0
	291	Cert Other Retire/Insurance	508	513	194	46	0	0	0	0
		<b>Total Fringe Benefits</b>	<b>513</b>	<b>513</b>	<b>208</b>	<b>60</b>	<b>0</b>	<b>0</b>	<b>0</b>	<b>0</b>
		<b>Purchase Services</b>								
	490	Other Purchased Services	27,477	49,600	60,535	40,623	80,062	80,000	80,000	80,000
		<b>Supplies and Materials</b>								
	511	Instructional Supplies	0	0	68	0	0	0	0	0
	519	Other General Supplies	1,597	0	0	0	0	0	0	0
	590	Other Supplies and Materials	18,479	2,654	1,166	500	590	500	500	500
		<b>Total Materials and Supplies</b>	<b>20,076</b>	<b>2,654</b>	<b>1,234</b>	<b>500</b>	<b>590</b>	<b>500</b>	<b>500</b>	<b>500</b>
		<b>Capital Outlay</b>								
	640	Equipment	17,830	22,020	11,985	21,893	17,039	0	0	0
		<b>Other Objects</b>								
	890	Other Misc. Expenditures	0	17,214	30,642	11,703	16,549	3,200	3,200	3,200
<b>Total Insutruction</b>			<b>66,646</b>	<b>95,326</b>	<b>105,604</b>	<b>75,029</b>	<b>114,240</b>	<b>83,700</b>	<b>83,700</b>	<b>83,700</b>
<b>Support Services:</b>										
		<b>Salaries:</b>								
	113	Supplemental Cert-Salary/Wages	0	0	0	1,150	0	0	0	0
		<b>Fringe Benefits</b>								
	211	STRS - Employer's Share	0	0	0	161	0	0	0	0
	291	Cert Other Retire/Insurance	0	0	0	46	0	0	0	0
		<b>Total Fringe Benefits</b>	<b>0</b>	<b>0</b>	<b>0</b>	<b>207</b>	<b>0</b>	<b>0</b>	<b>0</b>	<b>0</b>
		<b>Purchase Services</b>								
	490	Other Purchased Services	0	341	0	148	0	0	0	0
		<b>Other Objects</b>								
	881	Scholarships	1,500	1,500	1,500	1,500	1,500	1,500	1,500	1,500
	890	Other Expenditures	0	0	0	0	5,000	5,000	5,000	5,000
		<b>Total Other Objects</b>	<b>1,500</b>	<b>1,500</b>	<b>1,500</b>	<b>1,500</b>	<b>6,500</b>	<b>6,500</b>	<b>6,500</b>	<b>6,500</b>
<b>Total Support Services</b>			<b>1,500</b>	<b>1,841</b>	<b>1,500</b>	<b>3,005</b>	<b>6,500</b>	<b>6,500</b>	<b>6,500</b>	<b>6,500</b>
<b>Extracurricular Activities</b>										
		<b>Capital Outlay</b>								
	640	Equipment	0	0	0	3,250	550	0	0	0
<b>Total Extracurricular Activities</b>			<b>0</b>	<b>0</b>	<b>0</b>	<b>3,250</b>	<b>550</b>	<b>0</b>	<b>0</b>	<b>0</b>
<b>Facilities Acquisition and Construction:</b>										
		<b>Capital Outlay</b>								
	630	Improvements Other Than Buildings	0	0	0	18,729	0	0	0	0
<b>Total Facilities Acquisition and Construction</b>			<b>0</b>	<b>0</b>	<b>0</b>	<b>18,729</b>	<b>0</b>	<b>0</b>	<b>0</b>	<b>0</b>
<b>Total Expenditures</b>			<b>68,146</b>	<b>97,167</b>	<b>107,104</b>	<b>100,013</b>	<b>121,290</b>	<b>90,200</b>	<b>90,200</b>	<b>90,200</b>
<b>Excess of Revenues Over / (Under) Expenditures</b>			<b>(17,821)</b>	<b>19,435</b>	<b>27,023</b>	<b>197,291</b>	<b>171,585</b>	<b>184,010</b>	<b>173,322</b>	<b>150,109</b>

**STRONGSVILLE CITY SCHOOL DISTRICT**

**CUYAHOGA COUNTY, OH**

**OTHER LOCAL GRANTS - DEPARTMENTAL STATEMENT OF REVENUES AND EXPENDITURES (LEVEL 4 FINANCIALS)**

**FY 2013 ACTUAL THROUGH PROJECTION TO FY 2020**

**TOTAL OTHER LOCAL GRANTS**

Function	Object	Description	Fiscal Year 2013 Actual	Fiscal Year 2014 Actual	Fiscal Year 2015 Actual	Fiscal Year 2016 Actual	Fiscal Year 2017 Budget	Fiscal Year 2018 Projection	Fiscal Year 2019 Projection	Fiscal Year 2020 Projection
<b>Other Financing Sources / (Uses):</b>										
<i>Other Financing Uses</i>										
910	Transfers Out		0	(276)	(14,120)	0	(150,173)	(184,010)	(173,322)	(150,109)
911	Transfers In		17,250	0	0	0	59,500	58,835	58,147	57,434
<b>Total Other Financing Sources / (Uses)</b>			<b>17,250</b>	<b>(276)</b>	<b>(14,120)</b>	<b>0</b>	<b>(90,673)</b>	<b>(125,175)</b>	<b>(115,175)</b>	<b>(92,675)</b>
<b>Net Change in Fund Balance</b>			<b>(571)</b>	<b>19,159</b>	<b>12,903</b>	<b>197,291</b>	<b>80,912</b>	<b>58,835</b>	<b>58,147</b>	<b>57,434</b>
Cash Balance at Beginning of Fiscal Year			44,602	44,031	63,190	76,093	273,384	354,296	413,131	471,278
Cash Balance at End of Fiscal Year			44,031	63,190	76,093	273,384	354,296	413,131	471,278	528,712
Year End Encumbrances Appropriated			4,000	14,202	34,544	220,015	220,015	220,015	220,015	220,015
<b>Unencumbered Fund Balance at End of Fiscal Year</b>			<b>\$40,031</b>	<b>\$48,988</b>	<b>\$41,549</b>	<b>\$53,369</b>	<b>\$134,281</b>	<b>\$193,116</b>	<b>\$251,263</b>	<b>\$308,697</b>



**STRONGSVILLE CITY SCHOOL DISTRICT**

**CUYAHOGA COUNTY, OH**

**OTHER LOCAL GRANTS - DEPARTMENTAL STATEMENT OF REVENUES AND EXPENDITURES (LEVEL 4 FINANCIALS)**

**FY 2013 ACTUAL THROUGH PROJECTION TO FY 2020**

**OTHER LOCAL GRANTS BUDGET CENTER: HS STATE FARM CELEBRATE MY DRIVE 2012 - 9901**

			Fiscal Year 2013 Actual	Fiscal Year 2014 Actual	Fiscal Year 2015 Actual	Fiscal Year 2016 Actual	Fiscal Year 2017 Budget	Fiscal Year 2018 Projection	Fiscal Year 2019 Projection	Fiscal Year 2020 Projection
Function	Object	Description								
Revenues:										
	From Local Sources:									
		Other Local Revenues	\$5,000	\$0	\$0	\$0	\$0	\$0	\$0	\$0
Total Revenues			5,000	0	0	0	0	0	0	0
Instruction:										
	Purchase Services									
490		Other Purchased Services	0	1,000	0	0	0	0	0	0
	Supplies and Materials									
590		Other Supplies and Materials	599	1,244	1,166	0	7	0	0	0
	Other Objects									
890		Other Misc. Expenditures	0	0	984	0	0	0	0	0
Total Expenditures			599	2,244	2,150	0	7	0	0	0
Net Change in Fund Balance			4,401	(2,244)	(2,150)	0	(7)	0	0	0
Cash Balance at Beginning of Fiscal Year			0	4,401	2,157	7	7	0	0	0
Cash Balance at End of Fiscal Year			4,401	2,157	7	7	0	0	0	0
Year End Encumbrances Appropriated			0	500	0	0	0	0	0	0
Unencumbered Fund Balance at End of Fiscal Year			\$4,401	\$1,657	\$7	\$7	\$0	\$0	\$0	\$0

**STRONGSVILLE CITY SCHOOL DISTRICT**

**CUYAHOGA COUNTY, OH**

**OTHER LOCAL GRANTS - DEPARTMENTAL STATEMENT OF REVENUES AND EXPENDITURES (LEVEL 4 FINANCIALS)**

**FY 2013 ACTUAL THROUGH PROJECTION TO FY 2020**

**OTHER LOCAL GRANTS BUDGET CENTER: FAST GRANT - 9909**

			Fiscal Year 2013 Actual	Fiscal Year 2014 Actual	Fiscal Year 2015 Actual	Fiscal Year 2016 Actual	Fiscal Year 2017 Budget	Fiscal Year 2018 Projection	Fiscal Year 2019 Projection	Fiscal Year 2020 Projection
Function	Object	Description								
Revenues:										
	From Local Sources:									
		Other Local Revenues	\$0	\$1,600	\$3,200	\$0	\$3,200	\$3,200	\$3,200	\$3,200
Total Revenues			0	1,600	3,200	0	3,200	3,200	3,200	3,200
Instruction:										
	Other Objects									
	890	Other Misc. Expenditures	0	1,599	3,200	0	3,200	3,200	3,200	3,200
Total Expenditures			0	1,599	3,200	0	3,200	3,200	3,200	3,200
Net Change in Fund Balance			0	1	0	0	0	0	0	0
Cash Balance at Beginning of Fiscal Year			0	0	1	1	1	1	1	1
Cash Balance at End of Fiscal Year			0	1	1	1	1	1	1	1
Year End Encumbrances Appropriated			0	0	0	0	0	0	0	0
Unencumbered Fund Balance at End of Fiscal Year			\$0	\$1	\$1	\$1	\$1	\$1	\$1	\$1

**STRONGSVILLE CITY SCHOOL DISTRICT**

**CUYAHOGA COUNTY, OH**

**OTHER LOCAL GRANTS - DEPARTMENTAL STATEMENT OF REVENUES AND EXPENDITURES (LEVEL 4 FINANCIALS)**

**FY 2013 ACTUAL THROUGH PROJECTION TO FY 2020**

**OTHER LOCAL GRANTS BUDGET CENTER: HIGHER ED GRANT (ESC) - 9910**

			Fiscal Year 2013 Actual	Fiscal Year 2014 Actual	Fiscal Year 2015 Actual	Fiscal Year 2016 Actual	Fiscal Year 2017 Budget	Fiscal Year 2018 Projection	Fiscal Year 2019 Projection	Fiscal Year 2020 Projection
Function	Object	Description								
Revenues:										
	From Local Sources:									
	Other Local Revenues		\$4,323	\$6,375	\$1,250	\$1,150	\$0	\$0	\$0	\$0
Total Revenues			4,323	6,375	1,250	1,150	0	0	0	0
Instruction:										
	Salaries:									
	111	Regular Cert-Salary/Wages	750	1,325	1,000	250	0	0	0	0
	112	Temp Cert-Salary/Wages	0	2,000	0	0	0	0	0	0
	Total Salaries		750	3,325	1,000	250	0	0	0	0
	Fringe Benefits									
	261	Certified Workers Comp	5	0	14	14	0	0	0	0
	291	Cert Other Retire/Insurance	508	513	194	46	0	0	0	0
	Total Fringe Benefits		513	513	208	60	0	0	0	0
	Capital Outlay									
	640	Equipment	0	0	0	3,757	2,091	0	0	0
Total Insutraction			1,263	3,838	1,208	4,067	2,091	0	0	0
Support Services:										
	Salaries:									
	113	Supplemental Cert-Salary/Wages	0	0	0	1,150	0	0	0	0
	Fringe Benefits									
	211	STRS - Employer's Share	0	0	0	161	0	0	0	0
	291	Cert Other Retire/Insurance	0	0	0	46	0	0	0	0
	Total Fringe Benefits		0	0	0	207	0	0	0	0
	Purchase Services									
	490	Other Purchased Services	0	341	0	148	0	0	0	0
Total Support Services			0	341	0	1,505	0	0	0	0
Total Expenditures			1,263	4,179	1,208	5,572	2,091	0	0	0
Net Change in Fund Balance			3,060	2,196	42	(4,422)	(2,091)	0	0	0
Cash Balance at Beginning of Fiscal Year			1,215	4,275	6,471	6,513	2,091	0	0	0
Cash Balance at End of Fiscal Year			4,275	6,471	6,513	2,091	0	0	0	0
Year End Encumbrances Appropriated			0	0	0	0	0	0	0	0
Unencumbered Fund Balance at End of Fiscal Year			\$4,275	\$6,471	\$6,513	\$2,091	\$0	\$0	\$0	\$0

**STRONGSVILLE CITY SCHOOL DISTRICT**

**CUYAHOGA COUNTY, OH**

**OTHER LOCAL GRANTS - DEPARTMENTAL STATEMENT OF REVENUES AND EXPENDITURES (LEVEL 4 FINANCIALS)**

**FY 2013 ACTUAL THROUGH PROJECTION TO FY 2020**

**OTHER LOCAL GRANTS BUDGET CENTER: SEF DONATION - 9915**

			Fiscal Year 2013 Actual	Fiscal Year 2014 Actual	Fiscal Year 2015 Actual	Fiscal Year 2016 Actual	Fiscal Year 2017 Budget	Fiscal Year 2018 Projection	Fiscal Year 2019 Projection	Fiscal Year 2020 Projection
Function	Object	Description								
Revenues:										
	From Local Sources:									
	Other Local Revenues		\$0	\$0	\$0	\$0	\$0	\$0	\$0	\$0
Total Revenues			0	0	0	0	0	0	0	0
Instruction:										
	Supplies and Materials									
	590	Other Supplies and Materials	17,250	0	0	0	0	0	0	0
Total Expenditures			17,250	0	0	0	0	0	0	0
Excess of Revenues Over / (Under) Expenditures			(17,250)	0	0	0	0	0	0	0
Other Financing Sources / (Uses):										
	Other Financing Uses									
	911	Transfers In	17,250	0	0	0	0	0	0	0
Net Change in Fund Balance			0	0	0	0	0	0	0	0
Cash Balance at Beginning of Fiscal Year			0	0	0	0	0	0	0	0
Cash Balance at End of Fiscal Year			0	0	0	0	0	0	0	0
Year End Encumbrances Appropriated			0	0	0	0	0	0	0	0
Unencumbered Fund Balance at End of Fiscal Year			\$0	\$0	\$0	\$0	\$0	\$0	\$0	\$0

**STRONGSVILLE CITY SCHOOL DISTRICT**  
**CUYAHOGA COUNTY, OH**

*OTHER LOCAL GRANTS - DEPARTMENTAL STATEMENT OF REVENUES AND EXPENDITURES (LEVEL 4 FINANCIALS)*

*FY 2013 ACTUAL THROUGH PROJECTION TO FY 2020*

**OTHER LOCAL GRANTS BUDGET CENTER: CRACKER BARREL DONATIONS - 9912**

Function	Object	Description	Fiscal Year 2013 Actual	Fiscal Year 2014 Actual	Fiscal Year 2015 Actual	Fiscal Year 2016 Actual	Fiscal Year 2017 Budget	Fiscal Year 2018 Projection	Fiscal Year 2019 Projection	Fiscal Year 2020 Projection
<b>Revenues:</b>										
	<b>From Local Sources:</b>									
		Other Local Revenues	\$0	\$0	\$0	\$0	\$0	\$0	\$0	\$0
<b>Total Revenues</b>			<b>0</b>	<b>0</b>	<b>0</b>	<b>0</b>	<b>0</b>	<b>0</b>	<b>0</b>	<b>0</b>
<b>Instruction:</b>										
	<i>Supplies and Materials</i>									
	519	Other General Supplies	1,597	0	0	0	0	0	0	0
	<i>Capital Outlay</i>									
	640	Equipment	15,173	0	0	0	0	0	0	0
	<i>Other Objects</i>									
	890	Other Misc. Expenditures	0	1,552	0	0	0	0	0	0
<b>Total Expenditures</b>			<b>16,770</b>	<b>1,552</b>	<b>0</b>	<b>0</b>	<b>0</b>	<b>0</b>	<b>0</b>	<b>0</b>
<b>Net Change in Fund Balance</b>			<b>(16,770)</b>	<b>(1,552)</b>	<b>0</b>	<b>0</b>	<b>0</b>	<b>0</b>	<b>0</b>	<b>0</b>
Cash Balance at Beginning of Fiscal Year			18,323	1,553	1	1	1	1	1	1
Cash Balance at End of Fiscal Year			1,553	1	1	1	1	1	1	1
Year End Encumbrances Appropriated			0	0	0	0	0	0	0	0
<b>Unencumbered Fund Balance at End of Fiscal Year</b>			<b>\$1,553</b>	<b>\$1</b>	<b>\$1</b>	<b>\$1</b>	<b>\$1</b>	<b>\$1</b>	<b>\$1</b>	<b>\$1</b>

**STRONGSVILLE CITY SCHOOL DISTRICT**

**CUYAHOGA COUNTY, OH**

*OTHER LOCAL GRANTS - DEPARTMENTAL STATEMENT OF REVENUES AND EXPENDITURES (LEVEL 4 FINANCIALS)*

*FY 2013 ACTUAL THROUGH PROJECTION TO FY 2020*

**OTHER LOCAL GRANTS BUDGET CENTER: OHIO MID LEVEL ASSOCIATION GRANT - 9913**

Function	Object	Description	Fiscal Year 2013 Actual	Fiscal Year 2014 Actual	Fiscal Year 2015 Actual	Fiscal Year 2016 Actual	Fiscal Year 2017 Budget	Fiscal Year 2018 Projection	Fiscal Year 2019 Projection	Fiscal Year 2020 Projection
<b>Revenues:</b>										
	<b>From Local Sources:</b>									
		Other Local Revenues	\$500	\$0	\$500	\$500	\$500	\$500	\$500	\$500
<b>Total Revenues</b>			<b>500</b>	<b>0</b>	<b>500</b>	<b>500</b>	<b>500</b>	<b>500</b>	<b>500</b>	<b>500</b>
<b>Instruction:</b>										
	<i>Supplies and Materials</i>									
	590	Other Supplies and Materials	499	0	0	500	500	500	500	500
	<i>Other Objects</i>									
	890	Other Misc. Expenditures	0	0	500	0	0	0	0	0
<b>Total Expenditures</b>			<b>499</b>	<b>0</b>	<b>500</b>	<b>500</b>	<b>500</b>	<b>500</b>	<b>500</b>	<b>500</b>
<b>Net Change in Fund Balance</b>			<b>1</b>	<b>0</b>	<b>0</b>	<b>0</b>	<b>0</b>	<b>0</b>	<b>0</b>	<b>0</b>
Cash Balance at Beginning of Fiscal Year			0	1	1	1	1	1	1	1
Cash Balance at End of Fiscal Year			1	1	1	1	1	1	1	1
Year End Encumbrances Appropriated			0	0	0	0	0	0	0	0
<b>Unencumbered Fund Balance at End of Fiscal Year</b>			<b>\$1</b>	<b>\$1</b>	<b>\$1</b>	<b>\$1</b>	<b>\$1</b>	<b>\$1</b>	<b>\$1</b>	<b>\$1</b>

**STRONGSVILLE CITY SCHOOL DISTRICT**  
**CUYAHOGA COUNTY, OH**

*OTHER LOCAL GRANTS - DEPARTMENTAL STATEMENT OF REVENUES AND EXPENDITURES (LEVEL 4 FINANCIALS)*

*FY 2013 ACTUAL THROUGH PROJECTION TO FY 2020*

*OTHER LOCAL GRANTS BUDGET CENTER: AMERICAN DAIRY FUEL UP TO PLAY GRANT - 9914*

Function	Object	Description	Fiscal Year 2013 Actual	Fiscal Year 2014 Actual	Fiscal Year 2015 Actual	Fiscal Year 2016 Actual	Fiscal Year 2017 Budget	Fiscal Year 2018 Projection	Fiscal Year 2019 Projection	Fiscal Year 2020 Projection
<b>Revenues:</b>										
	<b>From Local Sources:</b>									
		Other Local Revenues	\$2,471	\$0	\$0	\$0	\$0	\$0	\$0	\$0
<b>Total Revenues</b>			<b>2,471</b>	<b>0</b>	<b>0</b>	<b>0</b>	<b>0</b>	<b>0</b>	<b>0</b>	<b>0</b>
<b>Instruction:</b>										
	<i>Supplies and Materials</i>									
	590	Other Supplies and Materials	131	0	0	0	83	0	0	0
	<i>Capital Outlay</i>									
	640	Equipment	2,257	0	0	0	0	0	0	0
<b>Total Expenditures</b>			<b>2,388</b>	<b>0</b>	<b>0</b>	<b>0</b>	<b>83</b>	<b>0</b>	<b>0</b>	<b>0</b>
<b>Net Change in Fund Balance</b>			<b>83</b>	<b>0</b>	<b>0</b>	<b>0</b>	<b>(83)</b>	<b>0</b>	<b>0</b>	<b>0</b>
Cash Balance at Beginning of Fiscal Year			0	83	83	83	83	0	0	0
Cash Balance at End of Fiscal Year			83	83	83	83	0	0	0	0
Year End Encumbrances Appropriated			0	0	0	0	0	0	0	0
<b>Unencumbered Fund Balance at End of Fiscal Year</b>			<b>\$83</b>	<b>\$83</b>	<b>\$83</b>	<b>\$83</b>	<b>\$0</b>	<b>\$0</b>	<b>\$0</b>	<b>\$0</b>

**STRONGSVILLE CITY SCHOOL DISTRICT**

**CUYAHOGA COUNTY, OH**

*OTHER LOCAL GRANTS - DEPARTMENTAL STATEMENT OF REVENUES AND EXPENDITURES (LEVEL 4 FINANCIALS)*

*FY 2013 ACTUAL THROUGH PROJECTION TO FY 2020*

**OTHER LOCAL GRANTS BUDGET CENTER: SEF EQUIPMENT GRANT - 9915**

			Fiscal Year 2013 Actual	Fiscal Year 2014 Actual	Fiscal Year 2015 Actual	Fiscal Year 2016 Actual	Fiscal Year 2017 Budget	Fiscal Year 2018 Projection	Fiscal Year 2019 Projection	Fiscal Year 2020 Projection
Function	Object	Description								
Revenues:										
	From Local Sources:									
	Other Local Revenues		\$12,000	\$14,000	\$10,500	\$9,000	\$0	\$0	\$0	\$0
Total Revenues			12,000	14,000	10,500	9,000	0	0	0	0
Instruction:										
	Capital Outlay									
	640	Equipment	0	20,744	11,985	3,500	9,252	0	0	0
Total Expenditures			0	20,744	11,985	3,500	9,252	0	0	0
Net Change in Fund Balance			12,000	(6,744)	(1,485)	5,500	(9,252)	0	0	0
Cash Balance at Beginning of Fiscal Year			0	12,000	5,256	3,771	9,271	19	19	19
Cash Balance at End of Fiscal Year			12,000	5,256	3,771	9,271	19	19	19	19
Year End Encumbrances Appropriated			4,000	0	3,500	0	0	0	0	0
Unencumbered Fund Balance at End of Fiscal Year			\$8,000	\$5,256	\$271	\$9,271	\$19	\$19	\$19	\$19



**STRONGSVILLE CITY SCHOOL DISTRICT**

**CUYAHOGA COUNTY, OH**

**OTHER LOCAL GRANTS - DEPARTMENTAL STATEMENT OF REVENUES AND EXPENDITURES (LEVEL 4 FINANCIALS)**

**FY 2013 ACTUAL THROUGH PROJECTION TO FY 2020**

**OTHER LOCAL GRANTS BUDGET CENTER: SEF GRANT LAWSON - 9916**

			Fiscal Year 2013 Actual	Fiscal Year 2014 Actual	Fiscal Year 2015 Actual	Fiscal Year 2016 Actual	Fiscal Year 2017 Budget	Fiscal Year 2018 Projection	Fiscal Year 2019 Projection	Fiscal Year 2020 Projection
Function	Object	Description								
Revenues:										
	From Local Sources:									
	Other Local Revenues		\$0	\$1,142	\$0	\$0	\$0	\$0	\$0	\$0
Total Revenues			0	1,142	0	0	0	0	0	0
Instruction:										
	Capital Outlay									
	640	Equipment	0	1,142	0	0	0	0	0	0
Total Expenditures			0	1,142	0	0	0	0	0	0
Net Change in Fund Balance			0	0	0	0	0	0	0	0
Cash Balance at Beginning of Fiscal Year			0	0	0	0	0	0	0	0
Cash Balance at End of Fiscal Year			0	0	0	0	0	0	0	0
Year End Encumbrances Appropriated			0	0	0	0	0	0	0	0
Unencumbered Fund Balance at End of Fiscal Year			\$0	\$0	\$0	\$0	\$0	\$0	\$0	\$0

**STRONGSVILLE CITY SCHOOL DISTRICT**

**CUYAHOGA COUNTY, OH**

*OTHER LOCAL GRANTS - DEPARTMENTAL STATEMENT OF REVENUES AND EXPENDITURES (LEVEL 4 FINANCIALS)*

*FY 2013 ACTUAL THROUGH PROJECTION TO FY 2020*

**OTHER LOCAL GRANTS BUDGET CENTER: ROTARY SOCIAL PROGRAMS MIDDLE SCHOOL - 9917**

			Fiscal Year 2013 Actual	Fiscal Year 2014 Actual	Fiscal Year 2015 Actual	Fiscal Year 2016 Actual	Fiscal Year 2017 Budget	Fiscal Year 2018 Projection	Fiscal Year 2019 Projection	Fiscal Year 2020 Projection
Function	Object	Description								
Revenues:										
From Local Sources:										
Other Local Revenues			\$0	\$7,000	\$7,000	\$7,000	\$7,000	\$0	\$0	\$0
Total Revenues			0	7,000	7,000	7,000	7,000	0	0	0
Instruction:										
Other Objects										
890	Other Misc.	Expenditures	0	13	6,285	8,353	13,349	0	0	0
Total Expenditures			0	13	6,285	8,353	13,349	0	0	0
Net Change in Fund Balance			0	6,987	715	(1,353)	(6,349)	0	0	0
Cash Balance at Beginning of Fiscal Year			0	0	6,987	7,702	6,349	0	0	0
Cash Balance at End of Fiscal Year			0	6,987	7,702	6,349	0	0	0	0
Year End Encumbrances Appropriated			0	0	0	0	0	0	0	0
Unencumbered Fund Balance at End of Fiscal Year			\$0	\$6,987	\$7,702	\$6,349	\$0	\$0	\$0	\$0

**STRONGSVILLE CITY SCHOOL DISTRICT**

**CUYAHOGA COUNTY, OH**

*OTHER LOCAL GRANTS - DEPARTMENTAL STATEMENT OF REVENUES AND EXPENDITURES (LEVEL 4 FINANCIALS)*

*FY 2013 ACTUAL THROUGH PROJECTION TO FY 2020*

**OTHER LOCAL GRANTS BUDGET CENTER: DISCOVER PATH TO FIN'L SUCCESS HS - 9918**

			Fiscal Year 2013 Actual	Fiscal Year 2014 Actual	Fiscal Year 2015 Actual	Fiscal Year 2016 Actual	Fiscal Year 2017 Budget	Fiscal Year 2018 Projection	Fiscal Year 2019 Projection	Fiscal Year 2020 Projection
Function	Object	Description								
Revenues:										
From Local Sources:										
		Other Local Revenues	\$0	\$24,070	\$0	\$0	\$0	\$0	\$0	\$0
Total Revenues			0	24,070	0	0	0	0	0	0
Instruction:										
		Other Objects								
	890	Other Misc. Expenditures	0	14,050	10,020	0	0	0	0	0
Total Expenditures			0	14,050	10,020	0	0	0	0	0
Net Change in Fund Balance			0	10,020	(10,020)	0	0	0	0	0
Cash Balance at Beginning of Fiscal Year			0	0	10,020	0	0	0	0	0
Cash Balance at End of Fiscal Year			0	10,020	0	0	0	0	0	0
Year End Encumbrances Appropriated			0	0	0	0	0	0	0	0
Unencumbered Fund Balance at End of Fiscal Year			\$0	\$10,020	\$0	\$0	\$0	\$0	\$0	\$0

**STRONGSVILLE CITY SCHOOL DISTRICT**

**CUYAHOGA COUNTY, OH**

**OTHER LOCAL GRANTS - DEPARTMENTAL STATEMENT OF REVENUES AND EXPENDITURES (LEVEL 4 FINANCIALS)**

**FY 2013 ACTUAL THROUGH PROJECTION TO FY 2020**

**OTHER LOCAL GRANTS BUDGET CENTER: BELIEVE IN OHIO GRANT - 9919**

Function	Object	Description	Fiscal Year 2013 Actual	Fiscal Year 2014 Actual	Fiscal Year 2015 Actual	Fiscal Year 2016 Actual	Fiscal Year 2017 Budget	Fiscal Year 2018 Projection	Fiscal Year 2019 Projection	Fiscal Year 2020 Projection
<b>Revenues:</b>										
	<b>From Local Sources:</b>									
		Other Local Revenues	\$0	\$0	\$32,300	\$6,850	\$0	\$0	\$0	\$0
<b>Total Revenues</b>			<b>0</b>	<b>0</b>	<b>32,300</b>	<b>6,850</b>	<b>0</b>	<b>0</b>	<b>0</b>	<b>0</b>
<b>Instruction:</b>										
	<i>Capital Outlay</i>									
	640	Equipment	0	0	0	12,136	5,696	0	0	0
	<i>Other Objects</i>									
	890	Other Misc. Expenditures	0	0	9,653	3,350	0	0	0	0
<b>Total Expenditures</b>			<b>0</b>	<b>0</b>	<b>9,653</b>	<b>15,486</b>	<b>5,696</b>	<b>0</b>	<b>0</b>	<b>0</b>
<b>Net Change in Fund Balance</b>			<b>0</b>	<b>0</b>	<b>22,647</b>	<b>(8,636)</b>	<b>(5,696)</b>	<b>0</b>	<b>0</b>	<b>0</b>
Cash Balance at Beginning of Fiscal Year			0	0	0	22,647	14,011	8,315	8,315	8,315
Cash Balance at End of Fiscal Year			0	0	22,647	14,011	8,315	8,315	8,315	8,315
Year End Encumbrances Appropriated			0	0	0	8,315	8,315	8,315	8,315	8,315
<b>Unencumbered Fund Balance at End of Fiscal Year</b>			<b>\$0</b>	<b>\$0</b>	<b>\$22,647</b>	<b>\$5,696</b>	<b>\$0</b>	<b>\$0</b>	<b>\$0</b>	<b>\$0</b>

**STRONGSVILLE CITY SCHOOL DISTRICT**  
**CUYAHOGA COUNTY, OH**

*OTHER LOCAL GRANTS - DEPARTMENTAL STATEMENT OF REVENUES AND EXPENDITURES (LEVEL 4 FINANCIALS)*

*FY 2013 ACTUAL THROUGH PROJECTION TO FY 2020*

*OTHER LOCAL GRANTS BUDGET CENTER: SEF GRANT PROF DEVELOP SOFTWARE - 9926*

			Fiscal Year 2013 Actual	Fiscal Year 2014 Actual	Fiscal Year 2015 Actual	Fiscal Year 2016 Actual	Fiscal Year 2017 Budget	Fiscal Year 2018 Projection	Fiscal Year 2019 Projection	Fiscal Year 2020 Projection
Function	Object	Description								
Revenues:										
From Local Sources:										
Other Local Revenues			\$0	\$0	\$0	\$0	\$0	\$0	\$0	\$0
Total Revenues			0	0	0	0	0	0	0	0
Instruction:										
Other Objects										
890	Other Misc.	Expenditures	0	0	0	0	0	0	0	0
Total Expenditures			0	0	0	0	0	0	0	0
Net Change in Fund Balance			0	0	0	0	0	0	0	0
Cash Balance at Beginning of Fiscal Year			1,627	1,627	1,627	1,627	1,627	1,627	1,627	1,627
Cash Balance at End of Fiscal Year			1,627	1,627	1,627	1,627	1,627	1,627	1,627	1,627
Year End Encumbrances Appropriated			0	0	0	0	0	0	0	0
Unencumbered Fund Balance at End of Fiscal Year			\$1,627	\$1,627	\$1,627	\$1,627	\$1,627	\$1,627	\$1,627	\$1,627

**STRONGSVILLE CITY SCHOOL DISTRICT**

*CUYAHOGA COUNTY, OH*

*OTHER LOCAL GRANTS - DEPARTMENTAL STATEMENT OF REVENUES AND EXPENDITURES (LEVEL 4 FINANCIALS)*

*FY 2013 ACTUAL THROUGH PROJECTION TO FY 2020*

*OTHER LOCAL GRANTS BUDGET CENTER: COCA-COLA SCHOLARSHIPS - 9922*

			Fiscal Year 2013 Actual	Fiscal Year 2014 Actual	Fiscal Year 2015 Actual	Fiscal Year 2016 Actual	Fiscal Year 2017 Budget	Fiscal Year 2018 Projection	Fiscal Year 2019 Projection	Fiscal Year 2020 Projection
Function	Object	Description								
Revenues:										
	From Local Sources:									
		Other Local Revenues	\$1,500	\$1,500	\$1,500	\$1,500	\$1,500	\$1,500	\$1,500	\$1,500
Total Revenues			1,500	1,500	1,500	1,500	1,500	1,500	1,500	1,500
Support Services:										
	Other Objects									
	881	Scholarships	1,500	1,500	1,500	1,500	1,500	1,500	1,500	1,500
Total Expenditures			1,500	1,500	1,500	1,500	1,500	1,500	1,500	1,500
Net Change in Fund Balance			0	0	0	0	0	0	0	0
Cash Balance at Beginning of Fiscal Year			0	0	0	0	0	0	0	0
Cash Balance at End of Fiscal Year			0	0	0	0	0	0	0	0
Year End Encumbrances Appropriated			0	0	0	0	0	0	0	0
Unencumbered Fund Balance at End of Fiscal Year			\$0	\$0	\$0	\$0	\$0	\$0	\$0	\$0

**STRONGSVILLE CITY SCHOOL DISTRICT**

**CUYAHOGA COUNTY, OH**

**OTHER LOCAL GRANTS - DEPARTMENTAL STATEMENT OF REVENUES AND EXPENDITURES (LEVEL 4 FINANCIALS)**

**FY 2013 ACTUAL THROUGH PROJECTION TO FY 2020**

**OTHER LOCAL GRANTS BUDGET CENTER: DISTRICT WELLNESS PROGRAM - 9923**

			Fiscal Year 2013 Actual	Fiscal Year 2014 Actual	Fiscal Year 2015 Actual	Fiscal Year 2016 Actual	Fiscal Year 2017 Budget	Fiscal Year 2018 Projection	Fiscal Year 2019 Projection	Fiscal Year 2020 Projection
Function	Object	Description								
Revenues:										
From Local Sources:										
		Other Local Revenues	\$0	\$0	\$0	\$0	\$0	\$0	\$0	\$0
Total Revenues			0	0	0	0	0	0	0	0
Support Services:										
Other Objects										
890		Other Misc. Expenditures	0	0	0	0	0	0	0	0
Total Expenditures			0	0	0	0	0	0	0	0
Excess of Revenues Over / (Under) Expenditures			0	0	0	0	0	0	0	0
Other Financing Sources / (Uses):										
Other Financing Uses										
910		Transfers Out	0	0	(14,120)	0	0	0	0	0
Net Change in Fund Balance			0	0	(14,120)	0	0	0	0	0
Cash Balance at Beginning of Fiscal Year			14,120	14,120	14,120	0	0	0	0	0
Cash Balance at End of Fiscal Year			14,120	14,120	0	0	0	0	0	0
Year End Encumbrances Appropriated			0	0	0	0	0	0	0	0
Unencumbered Fund Balance at End of Fiscal Year			\$14,120	\$14,120	\$0	\$0	\$0	\$0	\$0	\$0

**STRONGSVILLE CITY SCHOOL DISTRICT**

**CUYAHOGA COUNTY, OH**

**OTHER LOCAL GRANTS - DEPARTMENTAL STATEMENT OF REVENUES AND EXPENDITURES (LEVEL 4 FINANCIALS)**

**FY 2013 ACTUAL THROUGH PROJECTION TO FY 2020**

**OTHER LOCAL GRANTS BUDGET CENTER: POLARIS VOCATIONAL ASSISTANCE - 9924**

			Fiscal Year 2013 Actual	Fiscal Year 2014 Actual	Fiscal Year 2015 Actual	Fiscal Year 2016 Actual	Fiscal Year 2017 Budget	Fiscal Year 2018 Projection	Fiscal Year 2019 Projection	Fiscal Year 2020 Projection
Function	Object	Description								
Revenues:										
	From Local Sources:									
		Other Local Revenues	\$0	\$0	\$0	\$0	\$0	\$0	\$0	\$0
Total Revenues			0	0	0	0	0	0	0	0
Instruction:										
	Other Objects									
	890	Other Misc. Expenditures	0	0	0	0	0	0	0	0
Total Expenditures			0	0	0	0	0	0	0	0
Net Change in Fund Balance			0	0	0	0	0	0	0	0
Cash Balance at Beginning of Fiscal Year			533	533	533	533	533	533	533	533
Cash Balance at End of Fiscal Year			533	533	533	533	533	533	533	533
Year End Encumbrances Appropriated			0	0	0	0	0	0	0	0
Unencumbered Fund Balance at End of Fiscal Year			\$533	\$533	\$533	\$533	\$533	\$533	\$533	\$533



**STRONGSVILLE CITY SCHOOL DISTRICT**

**CUYAHOGA COUNTY, OH**

**OTHER LOCAL GRANTS - DEPARTMENTAL STATEMENT OF REVENUES AND EXPENDITURES (LEVEL 4 FINANCIALS)**

**FY 2013 ACTUAL THROUGH PROJECTION TO FY 2020**

**OTHER LOCAL GRANTS BUDGET CENTER: USAC E-RATE PROGRAM - 9926**

			Fiscal Year 2013 Actual	Fiscal Year 2014 Actual	Fiscal Year 2015 Actual	Fiscal Year 2016 Actual	Fiscal Year 2017 Budget	Fiscal Year 2018 Projection	Fiscal Year 2019 Projection	Fiscal Year 2020 Projection
Function	Object	Description								
Revenues:										
	From Local Sources:									
		Other Local Revenues	\$21,531	\$60,915	\$77,877	\$85,939	\$80,000	\$80,000	\$80,000	\$80,000
Total Revenues			21,531	60,915	77,877	85,939	80,000	80,000	80,000	80,000
Instruction:										
	Purchase Services									
	490	Other Purchased Services	24,477	48,600	60,535	36,685	80,000	80,000	80,000	80,000
Total Expenditures			24,477	48,600	60,535	36,685	80,000	80,000	80,000	80,000
Net Change in Fund Balance			(2,946)	12,315	17,342	49,254	0	0	0	0
Cash Balance at Beginning of Fiscal Year			4,333	1,387	13,702	31,044	80,298	80,298	80,298	80,298
Cash Balance at End of Fiscal Year			1,387	13,702	31,044	80,298	80,298	80,298	80,298	80,298
Year End Encumbrances Appropriated			0	13,702	31,044	9,862	9,862	9,862	9,862	9,862
Unencumbered Fund Balance at End of Fiscal Year			\$1,387	\$0	\$0	\$70,436	\$70,436	\$70,436	\$70,436	\$70,436

**STRONGSVILLE CITY SCHOOL DISTRICT**

**CUYAHOGA COUNTY, OH**

**OTHER LOCAL GRANTS - DEPARTMENTAL STATEMENT OF REVENUES AND EXPENDITURES (LEVEL 4 FINANCIALS)**

**FY 2013 ACTUAL THROUGH PROJECTION TO FY 2020**

**OTHER LOCAL GRANTS BUDGET CENTER: TOYOTA TAPESTRY - 9927**

			Fiscal Year 2013 Actual	Fiscal Year 2014 Actual	Fiscal Year 2015 Actual	Fiscal Year 2016 Actual	Fiscal Year 2017 Budget	Fiscal Year 2018 Projection	Fiscal Year 2019 Projection	Fiscal Year 2020 Projection
Function	Object	Description								
Revenues:										
	From Local Sources:									
	Other Local Revenues		\$0	\$0	\$0	\$0	\$0	\$0	\$0	\$0
Total Revenues			0	0	0	0	0	0	0	0
Instruction:										
	Other Objects									
	890	Other Misc. Expenditures	0	0	0	0	0	0	0	0
Total Expenditures			0	0	0	0	0	0	0	0
Net Change in Fund Balance			0	0	0	0	0	0	0	0
Cash Balance at Beginning of Fiscal Year			11	11	11	11	11	11	11	11
Cash Balance at End of Fiscal Year			11	11	11	11	11	11	11	11
Year End Encumbrances Appropriated			0	0	0	0	0	0	0	0
Unencumbered Fund Balance at End of Fiscal Year			\$11	\$11	\$11	\$11	\$11	\$11	\$11	\$11

**STRONGSVILLE CITY SCHOOL DISTRICT**

**CUYAHOGA COUNTY, OH**

**OTHER LOCAL GRANTS - DEPARTMENTAL STATEMENT OF REVENUES AND EXPENDITURES (LEVEL 4 FINANCIALS)**

**FY 2013 ACTUAL THROUGH PROJECTION TO FY 2020**

**OTHER LOCAL GRANTS BUDGET CENTER: MATH INTERVENTION GRANT - 9929**

Function	Object	Description	Fiscal Year 2013 Actual	Fiscal Year 2014 Actual	Fiscal Year 2015 Actual	Fiscal Year 2016 Actual	Fiscal Year 2017 Budget	Fiscal Year 2018 Projection	Fiscal Year 2019 Projection	Fiscal Year 2020 Projection
<b>Revenues:</b>										
	<b>From Local Sources:</b>									
		Other Local Revenues	\$0	\$0	\$0	\$0	\$0	\$0	\$0	\$0
<b>Total Revenues</b>			<b>0</b>	<b>0</b>	<b>0</b>	<b>0</b>	<b>0</b>	<b>0</b>	<b>0</b>	<b>0</b>
<b>Instruction:</b>										
	<b>Other Objects</b>									
	890	Other Misc. Expenditures	0	0	0	0	0	0	0	0
<b>Total Expenditures</b>			<b>0</b>	<b>0</b>	<b>0</b>	<b>0</b>	<b>0</b>	<b>0</b>	<b>0</b>	<b>0</b>
<b>Net Change in Fund Balance</b>			<b>0</b>	<b>0</b>	<b>0</b>	<b>0</b>	<b>0</b>	<b>0</b>	<b>0</b>	<b>0</b>
Cash Balance at Beginning of Fiscal Year			1,696	1,696	1,696	1,696	1,696	1,696	1,696	1,696
Cash Balance at End of Fiscal Year			1,696	1,696	1,696	1,696	1,696	1,696	1,696	1,696
Year End Encumbrances Appropriated			0	0	0	0	0	0	0	0
<b>Unencumbered Fund Balance at End of Fiscal Year</b>			<b>\$1,696</b>	<b>\$1,696</b>	<b>\$1,696</b>	<b>\$1,696</b>	<b>\$1,696</b>	<b>\$1,696</b>	<b>\$1,696</b>	<b>\$1,696</b>

**STRONGSVILLE CITY SCHOOL DISTRICT**

**CUYAHOGA COUNTY, OH**

**OTHER LOCAL GRANTS - DEPARTMENTAL STATEMENT OF REVENUES AND EXPENDITURES (LEVEL 4 FINANCIALS)**

**FY 2013 ACTUAL THROUGH PROJECTION TO FY 2020**

**OTHER LOCAL GRANTS BUDGET CENTER: BIO TECHNOLOGY PROGRAM HS - 9932**

Function	Object	Description	Fiscal Year 2013 Actual	Fiscal Year 2014 Actual	Fiscal Year 2015 Actual	Fiscal Year 2016 Actual	Fiscal Year 2017 Budget	Fiscal Year 2018 Projection	Fiscal Year 2019 Projection	Fiscal Year 2020 Projection
<b>Revenues:</b>										
	<b>From Local Sources:</b>									
		Other Local Revenues	\$0	\$0	\$0	\$0	\$0	\$0	\$0	\$0
<b>Total Revenues</b>			<b>0</b>	<b>0</b>	<b>0</b>	<b>0</b>	<b>0</b>	<b>0</b>	<b>0</b>	<b>0</b>
<b>Instruction:</b>										
	<i>Supplies and Materials</i>									
	590	Other Supplies and Materials	0	1,410	0	0	0	0	0	0
<b>Total Expenditures</b>			<b>0</b>	<b>1,410</b>	<b>0</b>	<b>0</b>	<b>0</b>	<b>0</b>	<b>0</b>	<b>0</b>
<b>Net Change in Fund Balance</b>			<b>0</b>	<b>(1,410)</b>	<b>0</b>	<b>0</b>	<b>0</b>	<b>0</b>	<b>0</b>	<b>0</b>
Cash Balance at Beginning of Fiscal Year			1,852	1,852	442	442	442	442	442	442
Cash Balance at End of Fiscal Year			1,852	442	442	442	442	442	442	442
Year End Encumbrances Appropriated			0	0	0	0	0	0	0	0
<b>Unencumbered Fund Balance at End of Fiscal Year</b>			<b>\$1,852</b>	<b>\$442</b>	<b>\$442</b>	<b>\$442</b>	<b>\$442</b>	<b>\$442</b>	<b>\$442</b>	<b>\$442</b>

**STRONGSVILLE CITY SCHOOL DISTRICT**

**CUYAHOGA COUNTY, OH**

**OTHER LOCAL GRANTS - DEPARTMENTAL STATEMENT OF REVENUES AND EXPENDITURES (LEVEL 4 FINANCIALS)**

**FY 2013 ACTUAL THROUGH PROJECTION TO FY 2020**

**OTHER LOCAL GRANTS BUDGET CENTER: ACADEMIC CHALLENGE GRANT - 9935**

			Fiscal Year 2013 Actual	Fiscal Year 2014 Actual	Fiscal Year 2015 Actual	Fiscal Year 2016 Actual	Fiscal Year 2017 Budget	Fiscal Year 2018 Projection	Fiscal Year 2019 Projection	Fiscal Year 2020 Projection
Function	Object	Description								
Revenues:										
	From Local Sources:									
		Other Local Revenues	\$0	\$0	\$0	\$0	\$0	\$0	\$0	\$0
Total Revenues			0	0	0	0	0	0	0	0
Instruction:										
	Other Objects									
	890	Other Misc. Expenditures	0	0	0	0	0	0	0	0
Total Expenditures			0	0	0	0	0	0	0	0
Net Change in Fund Balance			0	0	0	0	0	0	0	0
Cash Balance at Beginning of Fiscal Year			6	6	6	6	6	6	6	6
Cash Balance at End of Fiscal Year			6	6	6	6	6	6	6	6
Year End Encumbrances Appropriated			0	0	0	0	0	0	0	0
Unencumbered Fund Balance at End of Fiscal Year			\$6	\$6	\$6	\$6	\$6	\$6	\$6	\$6

**STRONGSVILLE CITY SCHOOL DISTRICT**

**CUYAHOGA COUNTY, OH**

**OTHER LOCAL GRANTS - DEPARTMENTAL STATEMENT OF REVENUES AND EXPENDITURES (LEVEL 4 FINANCIALS)**

**FY 2013 ACTUAL THROUGH PROJECTION TO FY 2020**

**OTHER LOCAL GRANTS BUDGET CENTER: FY 08 DOLLAR GENERAL LITERACY GRANT - 9942**

			Fiscal Year 2013 Actual	Fiscal Year 2014 Actual	Fiscal Year 2015 Actual	Fiscal Year 2016 Actual	Fiscal Year 2017 Budget	Fiscal Year 2018 Projection	Fiscal Year 2019 Projection	Fiscal Year 2020 Projection
Function	Object	Description								
Revenues:										
	From Local Sources:									
	Other Local Revenues		\$0	\$0	\$0	\$0	\$0	\$0	\$0	\$0
Total Revenues			0	0	0	0	0	0	0	0
Instruction:										
	Other Objects									
	890	Other Misc. Expenditures	0	0	0	0	0	0	0	0
Total Expenditures			0	0	0	0	0	0	0	0
Excess of Revenues Over / (Under) Expenditures			0	0	0	0	0	0	0	0
Other Financing Sources / (Uses):										
	Other Financing Uses									
	910	Transfers Out	0	(276)	0	0	0	0	0	0
Net Change in Fund Balance			0	(276)	0	0	0	0	0	0
Cash Balance at Beginning of Fiscal Year			276	276	0	0	0	0	0	0
Cash Balance at End of Fiscal Year			276	0	0	0	0	0	0	0
Year End Encumbrances Appropriated			0	0	0	0	0	0	0	0
Unencumbered Fund Balance at End of Fiscal Year			\$276	\$0	\$0	\$0	\$0	\$0	\$0	\$0

**STRONGSVILLE CITY SCHOOL DISTRICT**

**CUYAHOGA COUNTY, OH**

**OTHER LOCAL GRANTS - DEPARTMENTAL STATEMENT OF REVENUES AND EXPENDITURES (LEVEL 4 FINANCIALS)**

**FY 2013 ACTUAL THROUGH PROJECTION TO FY 2020**

**OTHER LOCAL GRANTS BUDGET CENTER: MARTHA HOLDEN JENNINGS GRANT - 9945**

			Fiscal Year 2013 Actual	Fiscal Year 2014 Actual	Fiscal Year 2015 Actual	Fiscal Year 2016 Actual	Fiscal Year 2017 Budget	Fiscal Year 2018 Projection	Fiscal Year 2019 Projection	Fiscal Year 2020 Projection
Function	Object	Description								
Revenues:										
	From Local Sources:									
		Other Local Revenues	\$0	\$0	\$0	\$0	\$0	\$0	\$0	\$0
Total Revenues			0	0	0	0	0	0	0	0
Instruction:										
	Other Objects									
	890	Other Misc. Expenditures	0	0	0	0	0	0	0	0
Total Expenditures			0	0	0	0	0	0	0	0
Net Change in Fund Balance			0	0	0	0	0	0	0	0
Cash Balance at Beginning of Fiscal Year			1	1	1	1	1	1	1	1
Cash Balance at End of Fiscal Year			1	1	1	1	1	1	1	1
Year End Encumbrances Appropriated			0	0	0	0	0	0	0	0
Unencumbered Fund Balance at End of Fiscal Year			\$1	\$1	\$1	\$1	\$1	\$1	\$1	\$1

**STRONGSVILLE CITY SCHOOL DISTRICT**

**CUYAHOGA COUNTY, OH**

**OTHER LOCAL GRANTS - DEPARTMENTAL STATEMENT OF REVENUES AND EXPENDITURES (LEVEL 4 FINANCIALS)**

**FY 2013 ACTUAL THROUGH PROJECTION TO FY 2020**

**OTHER LOCAL GRANTS BUDGET CENTER: AMERICAN DAIRY COUNCIL ALBION MIDDLE SCHOOL - 9946**

			Fiscal Year 2013 Actual	Fiscal Year 2014 Actual	Fiscal Year 2015 Actual	Fiscal Year 2016 Actual	Fiscal Year 2017 Budget	Fiscal Year 2018 Projection	Fiscal Year 2019 Projection	Fiscal Year 2020 Projection
Function	Object	Description								
Revenues:										
	From Local Sources:									
	Other Local Revenues		\$0	\$0	\$0	\$0	\$0	\$0	\$0	\$0
Total Revenues			0	0	0	0	0	0	0	0
Instruction:										
	Capital Outlay									
	640	Equipment	400	134	0	0	0	0	0	0
Total Expenditures			400	134	0	0	0	0	0	0
Net Change in Fund Balance			(400)	(134)	0	0	0	0	0	0
Cash Balance at Beginning of Fiscal Year			534	134	0	0	0	0	0	0
Cash Balance at End of Fiscal Year			134	0	0	0	0	0	0	0
Year End Encumbrances Appropriated			0	0	0	0	0	0	0	0
Unencumbered Fund Balance at End of Fiscal Year			\$134	\$0	\$0	\$0	\$0	\$0	\$0	\$0



**STRONGSVILLE CITY SCHOOL DISTRICT**

**CUYAHOGA COUNTY, OH**

*OTHER LOCAL GRANTS - DEPARTMENTAL STATEMENT OF REVENUES AND EXPENDITURES (LEVEL 4 FINANCIALS)*

*FY 2013 ACTUAL THROUGH PROJECTION TO FY 2020*

**OTHER LOCAL GRANTS BUDGET CENTER: ODNR PROJECT WILD GRANT - 9949**

			Fiscal Year 2013 Actual	Fiscal Year 2014 Actual	Fiscal Year 2015 Actual	Fiscal Year 2016 Actual	Fiscal Year 2017 Budget	Fiscal Year 2018 Projection	Fiscal Year 2019 Projection	Fiscal Year 2020 Projection
Function	Object	Description								
Revenues:										
	From Local Sources:									
	Other Local Revenues		\$0	\$0	\$0	\$0	\$0	\$0	\$0	\$0
Total Revenues			0	0	0	0	0	0	0	0
Instruction:										
	Supplies and Materials									
	511	Instructional Supplies	0	0	68	0	0	0	0	0
Total Expenditures			0	0	68	0	0	0	0	0
Net Change in Fund Balance			0	0	(68)	0	0	0	0	0
Cash Balance at Beginning of Fiscal Year			75	75	75	7	7	7	7	7
Cash Balance at End of Fiscal Year			75	75	7	7	7	7	7	7
Year End Encumbrances Appropriated			0	0	0	0	0	0	0	0
Unencumbered Fund Balance at End of Fiscal Year			\$75	\$75	\$7	\$7	\$7	\$7	\$7	\$7

**STRONGSVILLE CITY SCHOOL DISTRICT**

**CUYAHOGA COUNTY, OH**

*OTHER LOCAL GRANTS - DEPARTMENTAL STATEMENT OF REVENUES AND EXPENDITURES (LEVEL 4 FINANCIALS)*

*FY 2013 ACTUAL THROUGH PROJECTION TO FY 2020*

**OTHER LOCAL GRANTS BUDGET CENTER: M.H. JENNINGS GRANT PERSONAL SURVIVAL - 9950**

			Fiscal Year 2013 Actual	Fiscal Year 2014 Actual	Fiscal Year 2015 Actual	Fiscal Year 2016 Actual	Fiscal Year 2017 Budget	Fiscal Year 2018 Projection	Fiscal Year 2019 Projection	Fiscal Year 2020 Projection
Function	Object	Description								
Revenues:										
	From Local Sources:									
		Other Local Revenues	\$3,000	\$0	\$0	\$0	\$0	\$0	\$0	\$0
Total Revenues			3,000	0	0	0	0	0	0	0
Instruction:										
	Purchase Services									
	490	Other Purchased Services	3,000	0	0	0	0	0	0	0
Total Expenditures			3,000	0	0	0	0	0	0	0
Net Change in Fund Balance			0	0	0	0	0	0	0	0
Cash Balance at Beginning of Fiscal Year			0	0	0	0	0	0	0	0
Cash Balance at End of Fiscal Year			0	0	0	0	0	0	0	0
Year End Encumbrances Appropriated			0	0	0	0	0	0	0	0
Unencumbered Fund Balance at End of Fiscal Year			\$0	\$0	\$0	\$0	\$0	\$0	\$0	\$0

**STRONGSVILLE CITY SCHOOL DISTRICT**

**CUYAHOGA COUNTY, OH**

**OTHER LOCAL GRANTS - DEPARTMENTAL STATEMENT OF REVENUES AND EXPENDITURES (LEVEL 4 FINANCIALS)**

**FY 2013 ACTUAL THROUGH PROJECTION TO FY 2020**

**OTHER LOCAL GRANTS BUDGET CENTER: FY 16 DOLLAR GENERAL LITERACY GRANT - 9951**

			Fiscal Year 2013 Actual	Fiscal Year 2014 Actual	Fiscal Year 2015 Actual	Fiscal Year 2016 Actual	Fiscal Year 2017 Budget	Fiscal Year 2018 Projection	Fiscal Year 2019 Projection	Fiscal Year 2020 Projection
Function	Object	Description								
Revenues:										
From Local Sources:										
Other Local Revenues			\$0	\$0	\$0	\$4,000	\$0	\$0	\$0	\$0
Total Revenues			0	0	0	4,000	0	0	0	0
Instruction:										
Purchase Services										
490		Other Purchased Services	0	0	0	3,938	62	0	0	0
Total Expenditures			0	0	0	3,938	62	0	0	0
Net Change in Fund Balance			0	0	0	62	(62)	0	0	0
Cash Balance at Beginning of Fiscal Year			0	0	0	0	62	0	0	0
Cash Balance at End of Fiscal Year			0	0	0	62	0	0	0	0
Year End Encumbrances Appropriated			0	0	0	0	0	0	0	0
Unencumbered Fund Balance at End of Fiscal Year			\$0	\$0	\$0	\$62	\$0	\$0	\$0	\$0

**STRONGSVILLE CITY SCHOOL DISTRICT**

**CUYAHOGA COUNTY, OH**

*OTHER LOCAL GRANTS - DEPARTMENTAL STATEMENT OF REVENUES AND EXPENDITURES (LEVEL 4 FINANCIALS)*

*FY 2013 ACTUAL THROUGH PROJECTION TO FY 2020*

**OTHER LOCAL GRANTS BUDGET CENTER: WAL-MART COMMUNICATIONS GRANT - 9952**

			Fiscal Year 2013 Actual	Fiscal Year 2014 Actual	Fiscal Year 2015 Actual	Fiscal Year 2016 Actual	Fiscal Year 2017 Budget	Fiscal Year 2018 Projection	Fiscal Year 2019 Projection	Fiscal Year 2020 Projection
Function	Object	Description								
Revenues:										
	From Local Sources:									
	Other Local Revenues		\$0	\$0	\$0	\$2,500	\$0	\$0	\$0	\$0
Total Revenues			0	0	0	2,500	0	0	0	0
Instruction:										
	Capital Outlay									
	640	Equipment	0	0	0	2,500	0	0	0	0
Total Expenditures			0	0	0	2,500	0	0	0	0
Net Change in Fund Balance			0	0	0	0	0	0	0	0
Cash Balance at Beginning of Fiscal Year			0	0	0	0	0	0	0	0
Cash Balance at End of Fiscal Year			0	0	0	0	0	0	0	0
Year End Encumbrances Appropriated			0	0	0	0	0	0	0	0
Unencumbered Fund Balance at End of Fiscal Year			\$0	\$0	\$0	\$0	\$0	\$0	\$0	\$0

**STRONGSVILLE CITY SCHOOL DISTRICT**

**CUYAHOGA COUNTY, OH**

*OTHER LOCAL GRANTS - DEPARTMENTAL STATEMENT OF REVENUES AND EXPENDITURES (LEVEL 4 FINANCIALS)*

*FY 2013 ACTUAL THROUGH PROJECTION TO FY 2020*

**OTHER LOCAL GRANTS BUDGET CENTER: EXCELLENCE IN ATHLETICS FUND - 9953**

			Fiscal Year 2013 Actual	Fiscal Year 2014 Actual	Fiscal Year 2015 Actual	Fiscal Year 2016 Actual	Fiscal Year 2017 Budget	Fiscal Year 2018 Projection	Fiscal Year 2019 Projection	Fiscal Year 2020 Projection
Function	Object	Description								
Revenues:										
	From Local Sources:									
	Other Local Revenues		\$0	\$0	\$0	\$171,265	\$195,675	\$184,010	\$173,322	\$150,109
Total Revenues			0	0	0	171,265	195,675	184,010	173,322	150,109
Facilities Acquisition and Construction:										
	Capital Outlay									
	630	Improvements Other Than Buildings	0	0	0	18,729	0	0	0	0
Total Expenditures			0	0	0	18,729	0	0	0	0
Excess of Revenues Over / (Under) Expenditures			0	0	0	152,536	195,675	184,010	173,322	150,109
Other Financing Sources / (Uses):										
	Other Financing Uses									
	910	Transfers Out	0	0	0	0	(150,173)	(184,010)	(173,322)	(150,109)
	911	Transfers In	0	0	0	0	59,500	58,835	58,147	57,434
Total Other Financing Sources / (Uses)			0	0	0	0	(90,673)	(125,175)	(115,175)	(92,675)
Net Change in Fund Balance			0	0	0	152,536	105,002	58,835	58,147	57,434
Cash Balance at Beginning of Fiscal Year			0	0	0	0	152,536	257,538	316,373	374,520
Cash Balance at End of Fiscal Year			0	0	0	152,536	257,538	316,373	374,520	431,954
Year End Encumbrances Appropriated			0	0	0	198,038	198,038	198,038	198,038	198,038
Unencumbered Fund Balance at End of Fiscal Year			\$0	\$0	\$0	(\$45,502)	\$59,500	\$118,335	\$176,482	\$233,916

**STRONGSVILLE CITY SCHOOL DISTRICT**

**CUYAHOGA COUNTY, OH**

**OTHER LOCAL GRANTS - DEPARTMENTAL STATEMENT OF REVENUES AND EXPENDITURES (LEVEL 4 FINANCIALS)**

**FY 2013 ACTUAL THROUGH PROJECTION TO FY 2020**

**OTHER LOCAL GRANTS BUDGET CENTER: MIDDLE SCHOOL ARCHERY - 9954**

			Fiscal Year 2013 Actual	Fiscal Year 2014 Actual	Fiscal Year 2015 Actual	Fiscal Year 2016 Actual	Fiscal Year 2017 Budget	Fiscal Year 2018 Projection	Fiscal Year 2019 Projection	Fiscal Year 2020 Projection
Function	Object	Description								
Revenues:										
From Local Sources:										
Other Local Revenues			\$0	\$0	\$0	\$7,600	\$0	\$0	\$0	\$0
Total Revenues			0	0	0	7,600	0	0	0	0
Extracurricular Activities										
Capital Outlay										
640 Equipment			0	0	0	3,250	550	0	0	0
Total Expenditures			0	0	0	3,250	550	0	0	0
Net Change in Fund Balance			0	0	0	4,350	(550)	0	0	0
Cash Balance at Beginning of Fiscal Year			0	0	0	0	4,350	3,800	3,800	3,800
Cash Balance at End of Fiscal Year			0	0	0	4,350	3,800	3,800	3,800	3,800
Year End Encumbrances Appropriated			0	0	0	3,800	3,800	3,800	3,800	3,800
Unencumbered Fund Balance at End of Fiscal Year			\$0	\$0	\$0	\$550	\$0	\$0	\$0	\$0

**STRONGSVILLE CITY SCHOOL DISTRICT**

**CUYAHOGA COUNTY, OH**

*OTHER LOCAL GRANTS - DEPARTMENTAL STATEMENT OF REVENUES AND EXPENDITURES (LEVEL 4 FINANCIALS)*

*FY 2013 ACTUAL THROUGH PROJECTION TO FY 2020*

**OTHER LOCAL GRANTS BUDGET CENTER: DONATION/GRANT SUPERINTENDENT INITIATIVES - 9956**

Function	Object	Description	Fiscal Year 2013 Actual	Fiscal Year 2014 Actual	Fiscal Year 2015 Actual	Fiscal Year 2016 Actual	Fiscal Year 2017 Budget	Fiscal Year 2018 Projection	Fiscal Year 2019 Projection	Fiscal Year 2020 Projection
<b>Revenues:</b>										
		<b>From Local Sources:</b>								
		Other Local Revenues	\$0	\$0	\$0	\$0	\$5,000	\$5,000	\$5,000	\$5,000
<b>Total Revenues</b>			<b>0</b>	<b>0</b>	<b>0</b>	<b>0</b>	<b>5,000</b>	<b>5,000</b>	<b>5,000</b>	<b>5,000</b>
<b>Support Services:</b>										
		<b>Other Objects</b>								
	890	Other Expenditures	0	0	0	0	5,000	5,000	5,000	5,000
<b>Total Expenditures</b>			<b>0</b>	<b>0</b>	<b>0</b>	<b>0</b>	<b>5,000</b>	<b>5,000</b>	<b>5,000</b>	<b>5,000</b>
<b>Net Change in Fund Balance</b>			<b>0</b>	<b>0</b>	<b>0</b>	<b>0</b>	<b>0</b>	<b>0</b>	<b>0</b>	<b>0</b>
		Cash Balance at Beginning of Fiscal Year	0	0	0	0	0	0	0	0
		Cash Balance at End of Fiscal Year	0	0	0	0	0	0	0	0
		Year End Encumbrances Appropriated	0	0	0	0	0	0	0	0
<b>Unencumbered Fund Balance at End of Fiscal Year</b>			<b>\$0</b>	<b>\$0</b>	<b>\$0</b>	<b>\$0</b>	<b>\$0</b>	<b>\$0</b>	<b>\$0</b>	<b>\$0</b>

# EMPLOYEE TERMINATION BENEFITS FUND

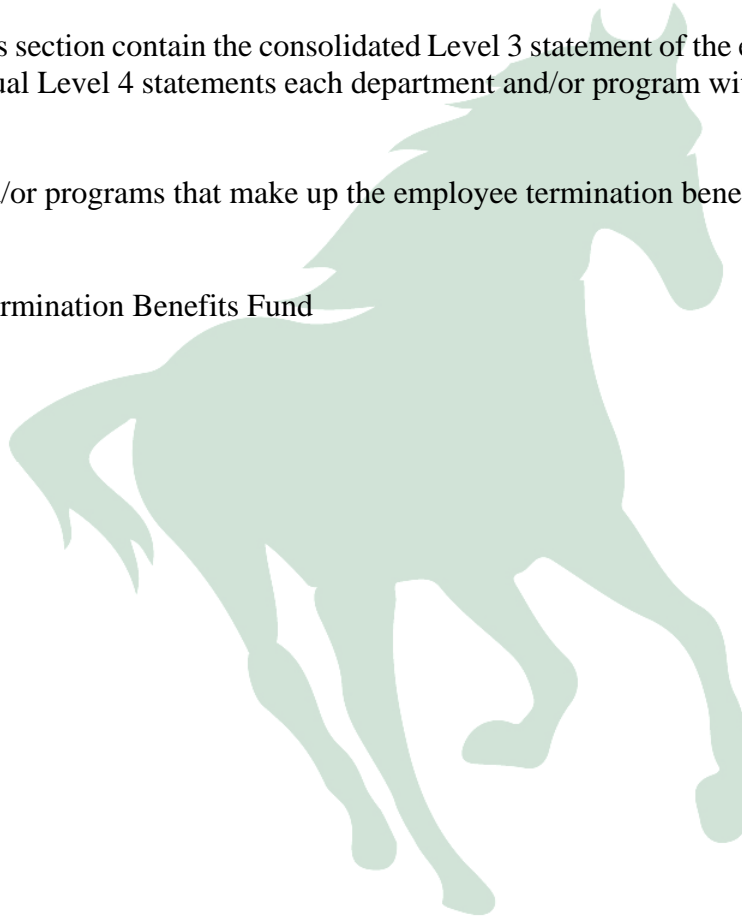
The budget statements contained in this section provide the detailed revenue and expenditures for the Employee Termination Benefits Fund.

The employee termination benefits fund is used to pay employees termination benefits upon separation as prescribed within the District's negotiated contracts.

The statements in this section contain the consolidated Level 3 statement of the employee termination benefits fund and the individual Level 4 statements each department and/or program within the employee termination benefits fund.

The departments and/or programs that make up the employee termination benefits are as follows:

- Employee Termination Benefits Fund





**STRONGSVILLE CITY SCHOOL DISTRICT**  
**CUYAHOGA COUNTY, OH**  
**STATEMENT OF REVENUES AND EXPENDITURES**  
**FY 2013 ACTUAL THROUGH PROJECTION TO FY 2020**  
**EMPLOYEE TERMINATION BENEFITS FUND - LEVEL 3 FINANCIAL**

Function	Description	Fiscal Year 2013 Actual	Fiscal Year 2014 Actual	Fiscal Year 2015 Actual	Fiscal Year 2016 Actual	Fiscal Year 2017 Budget	Fiscal Year 2018 Projection	Fiscal Year 2019 Projection	Fiscal Year 2020 Projection
<b>Revenues:</b>									
	<b>From Local Sources:</b>								
	Other Local Revenues	\$0	\$0	\$0	\$0	\$0	\$0	\$0	\$0
<b>Total Revenues</b>		<b>0</b>	<b>0</b>	<b>0</b>	<b>0</b>	<b>0</b>	<b>0</b>	<b>0</b>	<b>0</b>
<b>Instruction:</b>									
	Salaries	0	1,868,450	906,747	1,160,631	655,000	655,000	655,000	655,000
	Fringe Benefits	0	1,561	2,156	4,226	5,000	5,000	5,000	5,000
<b>Total Instruction</b>		<b>0</b>	<b>1,870,011</b>	<b>908,903</b>	<b>1,164,857</b>	<b>660,000</b>	<b>660,000</b>	<b>660,000</b>	<b>660,000</b>
<b>Operation of Non-Instructional Services:</b>									
	Salaries	0	218,902	287,846	373,039	330,000	340,000	340,000	340,000
	Fringe Benefits	0	2,718	2,612	3,686	5,000	7,400	7,400	7,400
<b>Total Operational of Non-Instructional Services</b>		<b>0</b>	<b>221,620</b>	<b>290,458</b>	<b>376,725</b>	<b>335,000</b>	<b>347,400</b>	<b>347,400</b>	<b>347,400</b>
<b>Total Expenditures</b>		<b>0</b>	<b>2,091,631</b>	<b>1,199,361</b>	<b>1,541,582</b>	<b>995,000</b>	<b>1,007,400</b>	<b>1,007,400</b>	<b>1,007,400</b>
<b>Excess of Revenues Over / (Under) Expenditures</b>		<b>0</b>	<b>(2,091,631)</b>	<b>(1,199,361)</b>	<b>(1,541,582)</b>	<b>(995,000)</b>	<b>(1,007,400)</b>	<b>(1,007,400)</b>	<b>(1,007,400)</b>
<b>Other Financing Sources / (Uses):</b>									
	Transfers In	1,517,000	3,073,692	0	1,100,000	1,055,000	964,000	873,000	782,000
<b>Total Other Financing Sources / (Uses)</b>		<b>1,517,000</b>	<b>3,073,692</b>	<b>0</b>	<b>1,100,000</b>	<b>1,055,000</b>	<b>964,000</b>	<b>873,000</b>	<b>782,000</b>
<b>Net Change in Fund Balance</b>		<b>1,517,000</b>	<b>982,061</b>	<b>(1,199,361)</b>	<b>(441,582)</b>	<b>60,000</b>	<b>(43,400)</b>	<b>(134,400)</b>	<b>(225,400)</b>
	Cash Balance at Beginning of Fiscal Year	0	1,517,000	2,499,061	1,299,700	858,118	918,118	874,718	740,318
	Cash Balance at End of Fiscal Year	1,517,000	2,499,061	1,299,700	858,118	918,118	874,718	740,318	514,918
	Year End Encumbrances Appropriated	0	0	0	0	0	0	0	0
<b>Unencumbered Fund Balance at End of Fiscal Year</b>		<b>\$1,517,000</b>	<b>\$2,499,061</b>	<b>\$1,299,700</b>	<b>\$858,118</b>	<b>\$918,118</b>	<b>\$874,718</b>	<b>\$740,318</b>	<b>\$514,918</b>

**STRONGSVILLE CITY SCHOOL DISTRICT**

**CUYAHOGA COUNTY, OH**

**EMPLOYEE TERMINATION BENEFITS FUND - DEPARTMENTAL STATEMENT OF REVENUES AND EXPENDITURES (LEVEL 4 FINANCIALS)**

**FY 2013 ACTUAL THROUGH PROJECTION TO FY 2020**

**TOTAL EMPLOYEE TERMINATION BENEFITS FUND**

			Fiscal Year 2013 Actual	Fiscal Year 2014 Actual	Fiscal Year 2015 Actual	Fiscal Year 2016 Actual	Fiscal Year 2017 Budget	Fiscal Year 2018 Projection	Fiscal Year 2019 Projection	Fiscal Year 2020 Projection
Function	Object	Description								
Revenues:										
	From Local Sources:									
	Other Local Revenues		\$0	\$0	\$0	\$0	\$0	\$0	\$0	\$0
Total Revenues			0	0	0	0	0	0	0	0
Instruction:										
	Salaries:									
	132	Certified Termination Benefit	0	1,868,450	906,747	1,160,631	655,000	655,000	655,000	655,000
	Fringe Benefits									
	249	Cert Other Insurance Benefit	0	1,561	2,156	4,226	5,000	5,000	5,000	5,000
Total Insutruction			0	1,870,011	908,903	1,164,857	660,000	660,000	660,000	660,000
Operation of Non-Instructional Services:										
	Salaries:									
	162	Noncert Termination Benefit	0	218,902	287,846	373,039	330,000	340,000	340,000	340,000
	Fringe Benefits									
	259	Noncert Other Insurance Benefit	0	2,718	2,612	3,686	5,000	7,400	7,400	7,400
Total Operational of Non-Instructional Services			0	221,620	290,458	376,725	335,000	347,400	347,400	347,400
Total Expenditures			0	2,091,631	1,199,361	1,541,582	995,000	1,007,400	1,007,400	1,007,400
Excess of Revenues Over / (Under) Expenditures			0	(2,091,631)	(1,199,361)	(1,541,582)	(995,000)	(1,007,400)	(1,007,400)	(1,007,400)
Other Financing Sources / (Uses):										
	Other Financing Uses									
	911	Transfers In	1,517,000	3,073,692	0	1,100,000	1,055,000	964,000	873,000	782,000
Net Change in Fund Balance			1,517,000	982,061	(1,199,361)	(441,582)	60,000	(43,400)	(134,400)	(225,400)
Cash Balance at Beginning of Fiscal Year			0	1,517,000	2,499,061	1,299,700	858,118	918,118	874,718	740,318
Cash Balance at End of Fiscal Year			1,517,000	2,499,061	1,299,700	858,118	918,118	874,718	740,318	514,918
Year End Encumbrances Appropriated			0	0	0	0	0	0	0	0
Unencumbered Fund Balance at End of Fiscal Year			\$1,517,000	\$2,499,061	\$1,299,700	\$858,118	\$918,118	\$874,718	\$740,318	\$514,918

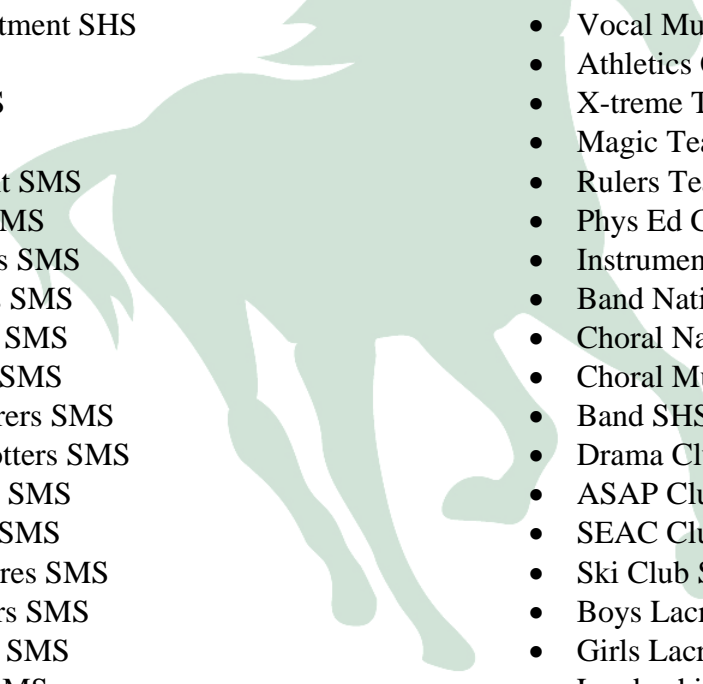
# DISTRICT MANAGED STUDENT ACTIVITY FUND

The budget statements contained in this section provide the detailed revenue and expenditures for the District Managed Student Activity Fund.

The District managed student activity fund is used to account for those students activity programs which have student participation but do not have student management of the programs.

The statements in this section contain the consolidated Level 3 statement of the other district managed student activity fund and the individual Level 4 statements each department and/or program within the district managed student activity fund.

The departments and/or programs that make up the other district managed student activity fund are as follows:

- 
- Athletic Department SHS
  - Ski Club SMS
  - Orchestra SMS
  - Band SMS
  - Art Department SMS
  - Vocal Music SMS
  - Team Admirals SMS
  - Team Captains SMS
  - Team Cruisers SMS
  - Team Vikings SMS
  - Team Discoverers SMS
  - Team Globetrotters SMS
  - Team Pioneers SMS
  - Team Seekers SMS
  - Team Adventures SMS
  - Team Crusaders SMS
  - Team Dragons SMS
  - Team Pirates SMS
  - Team Voyagers
  - Athletics SMS
  - Phys Ed SMS
  - Ski Club AMS
  - Band AMS
  - Vocal Music AMS
  - Athletics AMS
  - Team Rough Riders AMS
  - Ski Club CMS
  - Band CMS
  - Art Department CMS
  - Vocal Music CMS
  - Athletics CMS
  - X-treme Team CMS
  - Magic Team CMS
  - Rulers Team CMS
  - Phys Ed CMS
  - Instrumental Uniform Fund SHS
  - Band National Trips SHS
  - Choral National Trips SHS
  - Choral Music Clothing SHS
  - Band SHS
  - Drama Club SHS
  - ASAP Club SHS
  - SEAC Club
  - Ski Club SHS
  - Boys Lacrosse SHS
  - Girls Lacrosse SHS
  - Leadership Academy SHS
  - Football Summer Camp SHS
  - Boys Track SHS
  - Girls Track SHS
  - MD Vocational Training SHS
  - DECA SHS
  - Dance Team SHS
  - Girls Soccer Kick-A-Thon SHS
  - Orchestra SHS
  - Boys Soccer SHS
  - Vocal Music SHS
  - Music Production SHS

- Girls Basketball SHS
- Boys Basketball SHS
- Volleyball SHS
- Project Support SHS
- Girls Tennis SHS
- Boys Tennis SHS
- Swim Team SHS
- Ice Hockey SHS
- Lantern SHS
- Strohigan/Yearbook SHS
- Baseball SHS
- Softball SHS

- Girls Cross Country SHS
- Boys Cross Country SHS
- Gymnastics SHS
- Girls Golf SHS
- Trainer Fund SHS
- Weight Room SHS
- Fall Cheerleaders SHS
- Winter Cheerleaders SHS



**STRONGSVILLE CITY SCHOOL DISTRICT**  
**CUYAHOGA COUNTY, OH**  
**STATEMENT OF REVENUES AND EXPENDITURES**  
**FY 2013 ACTUAL THROUGH PROJECTION TO FY 2020**  
**DISTRICT MANAGED ACTIVITY FUND - LEVEL 3 FINANCIAL**

Function	Description	Fiscal Year 2013 Actual	Fiscal Year 2014 Actual	Fiscal Year 2015 Actual	Fiscal Year 2016 Actual	Fiscal Year 2017 Budget	Fiscal Year 2018 Projection	Fiscal Year 2019 Projection	Fiscal Year 2020 Projection
<b>Revenues:</b>									
	<b>From Local Sources:</b>								
	Extracurricular	\$163,797	\$207,715	\$366,425	\$335,655	\$538,001	\$538,000	\$538,000	\$538,000
	Other Local Revenues	44,909	50,956	85,528	64,578	96,174	96,174	96,174	96,174
<b>Total Revenues</b>		<b>208,706</b>	<b>258,671</b>	<b>451,953</b>	<b>400,233</b>	<b>634,175</b>	<b>634,174</b>	<b>634,174</b>	<b>634,174</b>
<b>Extracurricular Activities</b>									
	Salaries	6,915	8,295	13,180	11,822	15,000	15,000	15,000	15,000
	Fringe Benefits	24	902	0	0	0	0	0	0
	Purchase Services	109,974	102,180	100,649	173,829	345,554	298,325	295,325	293,325
	Materials and Supplies	66,812	90,276	79,555	144,023	292,764	242,650	242,650	241,050
	Capital Outlay	1,177	758	6,161	11,793	59,738	46,522	46,075	46,075
	Other Objects	25,281	25,201	230,544	73,872	54,333	50,700	49,500	49,500
<b>Total Extracurricular Activities</b>		<b>210,183</b>	<b>227,612</b>	<b>430,089</b>	<b>415,339</b>	<b>767,389</b>	<b>653,197</b>	<b>648,550</b>	<b>644,950</b>
<b>Total Expenditures</b>		<b>210,183</b>	<b>227,612</b>	<b>430,089</b>	<b>415,339</b>	<b>767,389</b>	<b>653,197</b>	<b>648,550</b>	<b>644,950</b>
<b>Excess of Revenues Over / (Under) Expenditures</b>		<b>(1,477)</b>	<b>31,059</b>	<b>21,864</b>	<b>(15,106)</b>	<b>(133,214)</b>	<b>(19,023)</b>	<b>(14,376)</b>	<b>(10,776)</b>
<b>Other Financing Sources / (Uses):</b>									
	Transfers Out	0	0	(322)	0	(38,695)	0	0	0
	Transfers In	0	65,605	4,598	11,821	38,045	0	0	0
<b>Total Other Financing Sources / (Uses)</b>		<b>0</b>	<b>65,605</b>	<b>4,276</b>	<b>11,821</b>	<b>(650)</b>	<b>0</b>	<b>0</b>	<b>0</b>
<b>Net Change in Fund Balance</b>		<b>(1,477)</b>	<b>96,664</b>	<b>26,140</b>	<b>(3,285)</b>	<b>(133,864)</b>	<b>(19,023)</b>	<b>(14,376)</b>	<b>(10,776)</b>
	Cash Balance at Beginning of Fiscal Year	139,986	138,509	235,173	261,313	258,028	124,164	105,141	90,765
	Cash Balance at End of Fiscal Year	138,509	235,173	261,313	258,028	124,164	105,141	90,765	79,989
	Year End Encumbrances Appropriated	9,471	7,706	28,236	17,503	17,503	17,503	17,503	17,503
<b>Unencumbered Fund Balance at End of Fiscal Year</b>		<b>\$129,038</b>	<b>\$227,467</b>	<b>\$233,077</b>	<b>\$240,525</b>	<b>\$106,661</b>	<b>\$87,638</b>	<b>\$73,262</b>	<b>\$62,486</b>

**STRONGSVILLE CITY SCHOOL DISTRICT**  
**CUYAHOGA COUNTY, OH**

**DISTRICT MANAGED ACTIVITY - DEPARTMENTAL STATEMENT OF REVENUES AND EXPENDITURES (LEVEL 4 FINANCIALS)**  
**FY 2013 ACTUAL THROUGH PROJECTION TO FY 2020**  
**TOTAL DISTRICT MANAGED ACTIVITY**

Function	Object	Description	Fiscal Year 2013 Actual	Fiscal Year 2014 Actual	Fiscal Year 2015 Actual	Fiscal Year 2016 Actual	Fiscal Year 2017 Budget	Fiscal Year 2018 Projection	Fiscal Year 2019 Projection	Fiscal Year 2020 Projection
<b>Revenues:</b>										
		<b>From Local Sources:</b>								
		Extracurricular	\$163,797	\$207,715	\$366,425	\$335,655	\$538,001	\$538,000	\$538,000	\$538,000
		Other Local Revenues	44,909	50,956	85,528	64,578	96,174	96,174	96,174	96,174
<b>Total Revenues</b>			<b>208,706</b>	<b>258,671</b>	<b>451,953</b>	<b>400,233</b>	<b>634,175</b>	<b>634,174</b>	<b>634,174</b>	<b>634,174</b>
<b>Extracurricular Activities</b>										
		<b>Salaries:</b>								
	190	Other Salary and Wages	6,915	8,295	13,180	11,822	15,000	15,000	15,000	15,000
		<b>Fringe Benefits</b>								
	221	SERS - Employer's Share	0	838	0	0	0	0	0	0
	290	Other Benefits	24	64	0	0	0	0	0	0
		<b>Total Fringe Benefits</b>	<b>24</b>	<b>902</b>	<b>0</b>	<b>0</b>	<b>0</b>	<b>0</b>	<b>0</b>	<b>0</b>
		<b>Purchase Services</b>								
	419	Other Prof/Tech Services	54,262	49,539	54,017	52,969	52,000	52,000	52,000	52,000
	423	Repairs/Maintenance Services	14,785	15,087	19,041	15,345	19,000	19,000	19,000	19,000
	425	Rentals	3,379	3,579	3,049	4,841	3,700	3,700	3,700	3,700
	431	Certified Travel Reimbursement	1,299	1,452	1,841	1,010	2,000	2,000	2,000	2,000
	432	Cert Meeting Expense	8,000	8,669	9,817	6,610	8,000	8,000	8,000	8,000
	443	Postage	996	1,121	696	663	800	800	800	800
	461	Printing and Binding	590	1,765	939	101	250	250	250	250
	490	Other Purchased Services	26,663	20,968	11,249	92,290	259,804	212,575	209,575	207,575
		<b>Total Purchase Services</b>	<b>109,974</b>	<b>102,180</b>	<b>100,649</b>	<b>173,829</b>	<b>345,554</b>	<b>298,325</b>	<b>295,325</b>	<b>293,325</b>
		<b>Supplies and Materials</b>								
	510	General Supplies	0	0	0	2,561	11,650	11,650	11,650	11,650
	512	Office Supplies	456	0	326	101	300	300	300	300
	514	Health/Hygiene Supplies	9,484	7,933	8,998	4,315	7,500	7,500	7,500	7,500
	519	Other General Supplies	1,962	695	574	520	800	800	800	800
	543	DVD, CD's and Videos	270	610	745	625	800	800	800	800
	560	Food	762	180	266	824	1,250	1,200	1,200	1,200
	571	Land	216	422	1,605	501	500	500	500	500
	573	Equipment and Furniture	28,529	30,320	50,093	36,646	30,000	30,000	30,000	30,000
	590	Other Supplies and Materials	25,133	50,116	16,948	97,930	239,964	189,900	189,900	188,300
		<b>Total Materials and Supplies</b>	<b>66,812</b>	<b>90,276</b>	<b>79,555</b>	<b>144,023</b>	<b>292,764</b>	<b>242,650</b>	<b>242,650</b>	<b>241,050</b>
		<b>Capital Outlay</b>								
	640	Equipment	1,177	758	6,161	11,793	59,738	46,522	46,075	46,075
		<b>Other Objects</b>								
	849	Other Dues and Fees	16,381	16,671	21,336	18,404	18,000	18,000	18,000	18,000
	881	Scholarships	0	0	0	2,500	7,450	5,950	5,950	5,950
	883	Memorials	400	0	0	68	5,525	5,525	5,525	5,525
	889	Other Awards and Prizes	8,453	5,761	7,053	9,534	16,350	16,300	16,300	16,300
	890	Other Misc. Expenditures	47	21	3,194	475	1,776	0	0	0
	891	Student Activity Payments	0	2,748	198,961	42,891	5,232	4,925	3,725	3,725
		<b>Total Other Objects</b>	<b>25,281</b>	<b>25,201</b>	<b>230,544</b>	<b>73,872</b>	<b>54,333</b>	<b>50,700</b>	<b>49,500</b>	<b>49,500</b>
<b>Total Expenditures</b>			<b>210,183</b>	<b>227,612</b>	<b>430,089</b>	<b>415,339</b>	<b>767,389</b>	<b>653,197</b>	<b>648,550</b>	<b>644,950</b>
<b>Excess of Revenues Over / (Under) Expenditures</b>			<b>(1,477)</b>	<b>31,059</b>	<b>21,864</b>	<b>(15,106)</b>	<b>(133,214)</b>	<b>(19,023)</b>	<b>(14,376)</b>	<b>(10,776)</b>
<b>Other Financing Sources / (Uses):</b>										
		<b>Other Financing Uses</b>								
	910	Transfers Out	0	0	(322)	0	(38,695)	0	0	0
	911	Transfers In	0	65,605	4,598	11,821	38,045	0	0	0
<b>Total Other Financing Sources / (Uses)</b>			<b>0</b>	<b>65,605</b>	<b>4,276</b>	<b>11,821</b>	<b>(650)</b>	<b>0</b>	<b>0</b>	<b>0</b>
<b>Net Change in Fund Balance</b>			<b>(1,477)</b>	<b>96,664</b>	<b>26,140</b>	<b>(3,285)</b>	<b>(133,864)</b>	<b>(19,023)</b>	<b>(14,376)</b>	<b>(10,776)</b>
<b>Cash Balance at Beginning of Fiscal Year</b>			139,986	138,509	235,173	261,313	258,028	124,164	105,141	90,765
<b>Cash Balance at End of Fiscal Year</b>			138,509	235,173	261,313	258,028	124,164	105,141	90,765	79,989
<b>Year End Encumbrances Appropriated</b>			9,471	7,706	28,236	17,503	17,503	17,503	17,503	17,503
<b>Unencumbered Fund Balance at End of Fiscal Year</b>			<b>\$129,038</b>	<b>\$227,467</b>	<b>\$233,077</b>	<b>\$240,525</b>	<b>\$106,661</b>	<b>\$87,638</b>	<b>\$73,262</b>	<b>\$62,486</b>

**STRONGSVILLE CITY SCHOOL DISTRICT**

**CUYAHOGA COUNTY, OH**

**DISTRICT MANAGED ACTIVITY - DEPARTMENTAL STATEMENT OF REVENUES AND EXPENDITURES (LEVEL 4 FINANCIALS)**

**FY 2013 ACTUAL THROUGH PROJECTION TO FY 2020**

**DISTRICT MANAGED ACTIVITY BUDGET CENTER: ATHLETIC DEPARTMENT - 0000**

Function	Object	Description	Fiscal Year 2013 Actual	Fiscal Year 2014 Actual	Fiscal Year 2015 Actual	Fiscal Year 2016 Actual	Fiscal Year 2017 Budget	Fiscal Year 2018 Projection	Fiscal Year 2019 Projection	Fiscal Year 2020 Projection
<b>Revenues:</b>										
		<b>From Local Sources:</b>								
		Extracurricular	\$131,386	\$129,890	\$145,877	\$125,067	\$129,500	\$129,500	\$129,500	\$129,500
		Other Local Revenues	24,845	27,867	41,448	23,945	24,000	24,000	24,000	24,000
<b>Total Revenues</b>			<b>156,231</b>	<b>157,757</b>	<b>187,325</b>	<b>149,012</b>	<b>153,500</b>	<b>153,500</b>	<b>153,500</b>	<b>153,500</b>
<b>Extracurricular Activities</b>										
		<b>Salaries:</b>								
	190	Other Salary and Wages	6,915	8,045	9,260	7,352	8,000	8,000	8,000	8,000
		<b>Fringe Benefits</b>								
	221	SERS - Employer's Share	0	838	0	0	0	0	0	0
	290	Other Benefits	24	0	0	0	0	0	0	0
		<b>Total Fringe Benefits</b>	<b>24</b>	<b>838</b>	<b>0</b>	<b>0</b>	<b>0</b>	<b>0</b>	<b>0</b>	<b>0</b>
		<b>Purchase Services</b>								
	419	Other Prof/Tech Services	54,262	49,539	53,173	52,214	50,000	50,000	50,000	50,000
	423	Repairs/Maintenance Services	14,785	15,087	19,041	15,345	19,000	19,000	19,000	19,000
	425	Rentals	3,379	3,579	3,049	4,841	3,700	3,700	3,700	3,700
	431	Certified Travel Reimbursement	1,299	1,452	1,841	1,010	2,000	2,000	2,000	2,000
	432	Cert Meeting Expense	8,000	8,669	9,817	6,610	8,000	8,000	8,000	8,000
	443	Postage	996	1,121	696	663	800	800	800	800
	461	Printing and Binding	590	1,765	939	101	250	250	250	250
	490	Other Purchased Services	0	0	84	6,194	2,000	2,000	2,000	2,000
		<b>Total Purchase Services</b>	<b>83,311</b>	<b>81,212</b>	<b>88,640</b>	<b>86,978</b>	<b>85,750</b>	<b>85,750</b>	<b>85,750</b>	<b>85,750</b>
		<b>Supplies and Materials</b>								
	512	Office Supplies	456	0	326	101	300	300	300	300
	514	Health/Hygiene Supplies	9,484	7,933	8,998	4,315	7,500	7,500	7,500	7,500
	519	Other General Supplies	1,962	695	574	520	800	800	800	800
	543	DVD, CD's and Videos	270	610	745	625	800	800	800	800
	560	Food	0	0	0	0	1,000	1,000	1,000	1,000
	571	Land	216	422	1,605	501	500	500	500	500
	573	Equipment and Furniture	28,529	30,320	50,093	36,646	30,000	30,000	30,000	30,000
		<b>Total Materials and Supplies</b>	<b>40,917</b>	<b>39,980</b>	<b>62,341</b>	<b>42,708</b>	<b>40,900</b>	<b>40,900</b>	<b>40,900</b>	<b>40,900</b>
		<b>Capital Outlay</b>								
	640	Equipment	1,177	0	1,556	0	1,500	1,500	1,500	1,500
		<b>Other Objects</b>								
	849	Other Dues and Fees	16,381	16,671	21,336	18,404	18,000	18,000	18,000	18,000
	889	Other Awards and Prizes	8,453	5,761	6,778	6,349	7,000	7,000	7,000	7,000
	890	Other Misc. Expenditures	47	21	193	0	0	0	0	0
		<b>Total Other Objects</b>	<b>24,881</b>	<b>22,453</b>	<b>28,307</b>	<b>24,753</b>	<b>25,000</b>	<b>25,000</b>	<b>25,000</b>	<b>25,000</b>
<b>Total Expenditures</b>			<b>157,225</b>	<b>152,528</b>	<b>190,104</b>	<b>161,791</b>	<b>161,150</b>	<b>161,150</b>	<b>161,150</b>	<b>161,150</b>
<b>Net Change in Fund Balance</b>			<b>(994)</b>	<b>5,229</b>	<b>(2,779)</b>	<b>(12,779)</b>	<b>(7,650)</b>	<b>(7,650)</b>	<b>(7,650)</b>	<b>(7,650)</b>
		<b>Cash Balance at Beginning of Fiscal Year</b>	<b>73,550</b>	<b>72,556</b>	<b>77,785</b>	<b>75,006</b>	<b>62,227</b>	<b>54,577</b>	<b>46,927</b>	<b>39,277</b>
		<b>Cash Balance at End of Fiscal Year</b>	<b>72,556</b>	<b>77,785</b>	<b>75,006</b>	<b>62,227</b>	<b>54,577</b>	<b>46,927</b>	<b>39,277</b>	<b>31,627</b>
		<b>Year End Encumbrances Appropriated</b>	<b>7,858</b>	<b>6,106</b>	<b>9,890</b>	<b>6,623</b>	<b>6,623</b>	<b>6,623</b>	<b>6,623</b>	<b>6,623</b>
<b>Unencumbered Fund Balance at End of Fiscal Year</b>			<b>\$64,698</b>	<b>\$71,679</b>	<b>\$65,116</b>	<b>\$55,604</b>	<b>\$47,954</b>	<b>\$40,304</b>	<b>\$32,654</b>	<b>\$25,004</b>

**STRONGSVILLE CITY SCHOOL DISTRICT**

**CUYAHOGA COUNTY, OH**

**DISTRICT MANAGED ACTIVITY - DEPARTMENTAL STATEMENT OF REVENUES AND EXPENDITURES (LEVEL 4 FINANCIALS)**

**FY 2013 ACTUAL THROUGH PROJECTION TO FY 2020**

**DISTRICT MANAGED ACTIVITY BUDGET CENTER: SKI CLUB STRONGSVILLE MIDDLE SCHOOL - 9610**

Function	Object	Description	Fiscal Year 2013 Actual	Fiscal Year 2014 Actual	Fiscal Year 2015 Actual	Fiscal Year 2016 Actual	Fiscal Year 2017 Budget	Fiscal Year 2018 Projection	Fiscal Year 2019 Projection	Fiscal Year 2020 Projection
<b>Revenues:</b>										
		<b>From Local Sources:</b>								
		Extracurricular	\$0	\$0	\$0	\$0	\$6,001	\$6,000	\$6,000	\$6,000
<b>Total Revenues</b>			<b>0</b>	<b>0</b>	<b>0</b>	<b>0</b>	<b>6,001</b>	<b>6,000</b>	<b>6,000</b>	<b>6,000</b>
<b>Expenditures:</b>										
		<b>Extracurricular Activities</b>								
		<b>Purchase Services</b>								
	490	Other Purchased Services	0	0	0	0	8,000	6,000	6,000	6,000
<b>Total Expenditures</b>			<b>0</b>	<b>0</b>	<b>0</b>	<b>0</b>	<b>8,000</b>	<b>6,000</b>	<b>6,000</b>	<b>6,000</b>
<b>Excess of Revenues Over / (Under) Expenditures</b>			<b>0</b>	<b>0</b>	<b>0</b>	<b>0</b>	<b>(1,999)</b>	<b>0</b>	<b>0</b>	<b>0</b>
<b>Other Financing Sources / (Uses):</b>										
		<b>Other Financing Uses</b>								
	911	Transfers In	0	0	0	0	2,180	0	0	0
<b>Net Change in Fund Balance</b>			<b>0</b>	<b>0</b>	<b>0</b>	<b>0</b>	<b>181</b>	<b>0</b>	<b>0</b>	<b>0</b>
<b>Cash Balance at Beginning of Fiscal Year</b>			<b>0</b>	<b>0</b>	<b>0</b>	<b>0</b>	<b>0</b>	<b>181</b>	<b>181</b>	<b>181</b>
<b>Cash Balance at End of Fiscal Year</b>			<b>0</b>	<b>0</b>	<b>0</b>	<b>0</b>	<b>181</b>	<b>181</b>	<b>181</b>	<b>181</b>
<b>Year End Encumbrances Appropriated</b>			<b>0</b>	<b>0</b>	<b>0</b>	<b>0</b>	<b>0</b>	<b>0</b>	<b>0</b>	<b>0</b>
<b>Unencumbered Fund Balance at End of Fiscal Year</b>			<b>\$0</b>	<b>\$0</b>	<b>\$0</b>	<b>\$0</b>	<b>\$181</b>	<b>\$181</b>	<b>\$181</b>	<b>\$181</b>



**STRONGSVILLE CITY SCHOOL DISTRICT**

**CUYAHOGA COUNTY, OH**

**DISTRICT MANAGED ACTIVITY - DEPARTMENTAL STATEMENT OF REVENUES AND EXPENDITURES (LEVEL 4 FINANCIALS)**

**FY 2013 ACTUAL THROUGH PROJECTION TO FY 2020**

**DISTRICT MANAGED ACTIVITY BUDGET CENTER: ORCHESTRA STRONGSVILLE MIDDLE SCHOOL - 9633**

Function	Object	Description	Fiscal Year 2013 Actual	Fiscal Year 2014 Actual	Fiscal Year 2015 Actual	Fiscal Year 2016 Actual	Fiscal Year 2017 Budget	Fiscal Year 2018 Projection	Fiscal Year 2019 Projection	Fiscal Year 2020 Projection
<b>Revenues:</b>										
		<b>From Local Sources:</b>								
		Extracurricular	\$0	\$0	\$0	\$0	\$3,100	\$3,100	\$3,100	\$3,100
		Other Local Revenues	0	0	0	0	1,774	1,774	1,774	1,774
<b>Total Revenues</b>			<b>0</b>	<b>0</b>	<b>0</b>	<b>0</b>	<b>4,874</b>	<b>4,874</b>	<b>4,874</b>	<b>4,874</b>
<b>Extracurricular Activities</b>										
		<b>Purchase Services</b>								
	419	Other Prof/Tech Services	0	0	0	0	500	500	500	500
	490	Other Purchased Services	0	0	0	0	600	600	600	600
		<b>Total Purchase Services</b>	<b>0</b>	<b>0</b>	<b>0</b>	<b>0</b>	<b>1,100</b>	<b>1,100</b>	<b>1,100</b>	<b>1,100</b>
		<b>Supplies and Materials</b>								
	510	General Supplies	0	0	0	0	1,500	1,500	1,500	1,500
	560	Food	0	0	0	0	250	200	200	200
	590	Other Supplies and Materials	0	0	0	0	1,500	1,500	1,500	1,500
		<b>Total Materials and Supplies</b>	<b>0</b>	<b>0</b>	<b>0</b>	<b>0</b>	<b>3,250</b>	<b>3,200</b>	<b>3,200</b>	<b>3,200</b>
		<b>Capital Outlay</b>								
	640	Equipment	0	0	0	0	4,000	0	0	0
		<b>Other Objects</b>								
	889	Other Awards and Prizes	0	0	0	0	100	100	100	100
	891	Student Activity Payments	0	0	0	0	1,600	1,600	400	400
		<b>Total Other Objects</b>	<b>0</b>	<b>0</b>	<b>0</b>	<b>0</b>	<b>1,700</b>	<b>1,700</b>	<b>500</b>	<b>500</b>
<b>Total Expenditures</b>			<b>0</b>	<b>0</b>	<b>0</b>	<b>0</b>	<b>10,050</b>	<b>6,000</b>	<b>4,800</b>	<b>4,800</b>
<b>Excess of Revenues Over / (Under) Expenditures</b>			<b>0</b>	<b>0</b>	<b>0</b>	<b>0</b>	<b>(5,176)</b>	<b>(1,126)</b>	<b>74</b>	<b>74</b>
<b>Other Financing Sources / (Uses):</b>										
		<b>Other Financing Uses</b>								
	911	Transfers In	0	0	0	0	6,310	0	0	0
<b>Net Change in Fund Balance</b>			<b>0</b>	<b>0</b>	<b>0</b>	<b>0</b>	<b>1,134</b>	<b>(1,126)</b>	<b>74</b>	<b>74</b>
<b>Cash Balance at Beginning of Fiscal Year</b>			0	0	0	0	0	1,134	8	82
<b>Cash Balance at End of Fiscal Year</b>			0	0	0	0	1,134	8	82	156
<b>Year End Encumbrances Appropriated</b>			0	0	0	0	0	0	0	0
<b>Unencumbered Fund Balance at End of Fiscal Year</b>			<b>\$0</b>	<b>\$0</b>	<b>\$0</b>	<b>\$0</b>	<b>\$1,134</b>	<b>\$8</b>	<b>\$82</b>	<b>\$156</b>

**STRONGSVILLE CITY SCHOOL DISTRICT**

**CUYAHOGA COUNTY, OH**

**DISTRICT MANAGED ACTIVITY - DEPARTMENTAL STATEMENT OF REVENUES AND EXPENDITURES (LEVEL 4 FINANCIALS)**

**FY 2013 ACTUAL THROUGH PROJECTION TO FY 2020**

**DISTRICT MANAGED ACTIVITY BUDGET CENTER: BAND STRONGSVILLE MIDDLE SCHOOL - 9634**

Function	Object	Description	Fiscal Year 2013 Actual	Fiscal Year 2014 Actual	Fiscal Year 2015 Actual	Fiscal Year 2016 Actual	Fiscal Year 2017 Budget	Fiscal Year 2018 Projection	Fiscal Year 2019 Projection	Fiscal Year 2020 Projection
<b>Revenues:</b>										
		<b>From Local Sources:</b>								
		Extracurricular	\$0	\$0	\$0	\$0	\$17,000	\$17,000	\$17,000	\$17,000
		Other Local Revenues	0	0	0	0	0	0	0	0
<b>Total Revenues</b>			<b>0</b>	<b>0</b>	<b>0</b>	<b>0</b>	<b>17,000</b>	<b>17,000</b>	<b>17,000</b>	<b>17,000</b>
<b>Extracurricular Activities</b>										
		<b>Purchase Services</b>								
	419	Other Prof/Tech Services	0	0	0	0	500	500	500	500
	490	Other Purchased Services	0	0	0	0	2,000	2,000	2,000	2,000
		<b>Total Purchase Services</b>	<b>0</b>	<b>0</b>	<b>0</b>	<b>0</b>	<b>2,500</b>	<b>2,500</b>	<b>2,500</b>	<b>2,500</b>
		<b>Supplies and Materials</b>								
	510	General Supplies	0	0	0	0	1,000	1,000	1,000	1,000
	590	Other Supplies and Materials	0	0	0	0	13,000	10,500	10,500	10,500
		<b>Total Materials and Supplies</b>	<b>0</b>	<b>0</b>	<b>0</b>	<b>0</b>	<b>14,000</b>	<b>11,500</b>	<b>11,500</b>	<b>11,500</b>
		<b>Capital Outlay</b>								
	640	Equipment	0	0	0	0	1,900	1,900	1,900	1,900
		<b>Other Objects</b>								
	889	Other Awards and Prizes	0	0	0	0	1,000	1,000	1,000	1,000
<b>Total Expenditures</b>			<b>0</b>	<b>0</b>	<b>0</b>	<b>0</b>	<b>19,400</b>	<b>16,900</b>	<b>16,900</b>	<b>16,900</b>
<b>Excess of Revenues Over / (Under) Expenditures</b>			<b>0</b>	<b>0</b>	<b>0</b>	<b>0</b>	<b>(2,400)</b>	<b>100</b>	<b>100</b>	<b>100</b>
<b>Other Financing Sources / (Uses):</b>										
		<b>Other Financing Uses</b>								
	911	Transfers In	0	0	0	0	2,515	0	0	0
<b>Net Change in Fund Balance</b>			<b>0</b>	<b>0</b>	<b>0</b>	<b>0</b>	<b>115</b>	<b>100</b>	<b>100</b>	<b>100</b>
Cash Balance at Beginning of Fiscal Year			0	0	0	0	0	115	215	315
Cash Balance at End of Fiscal Year			0	0	0	0	115	215	315	415
Year End Encumbrances Appropriated			0	0	0	0	0	0	0	0
<b>Unencumbered Fund Balance at End of Fiscal Year</b>			<b>\$0</b>	<b>\$0</b>	<b>\$0</b>	<b>\$0</b>	<b>\$115</b>	<b>\$215</b>	<b>\$315</b>	<b>\$415</b>

**STRONGSVILLE CITY SCHOOL DISTRICT**

**CUYAHOGA COUNTY, OH**

**DISTRICT MANAGED ACTIVITY - DEPARTMENTAL STATEMENT OF REVENUES AND EXPENDITURES (LEVEL 4 FINANCIALS)**

**FY 2013 ACTUAL THROUGH PROJECTION TO FY 2020**

**DISTRICT MANAGED ACTIVITY BUDGET CENTER: ART DEPARTMENT STRONGSVILLE MIDDLE SCHOOL - 9635**

Function	Object	Description	Fiscal Year 2013 Actual	Fiscal Year 2014 Actual	Fiscal Year 2015 Actual	Fiscal Year 2016 Actual	Fiscal Year 2017 Budget	Fiscal Year 2018 Projection	Fiscal Year 2019 Projection	Fiscal Year 2020 Projection
<b>Revenues:</b>										
	<b>From Local Sources:</b>									
		Extracurricular	\$0	\$0	\$0	\$0	\$2,000	\$2,000	\$2,000	\$2,000
<b>Total Revenues</b>			<b>0</b>	<b>0</b>	<b>0</b>	<b>0</b>	<b>2,000</b>	<b>2,000</b>	<b>2,000</b>	<b>2,000</b>
<i>Extracurricular Activities</i>										
	<i>Supplies and Materials</i>									
	590	Other Supplies and Materials	0	0	0	0	3,064	2,000	2,000	2,000
<b>Total Expenditures</b>			<b>0</b>	<b>0</b>	<b>0</b>	<b>0</b>	<b>3,064</b>	<b>2,000</b>	<b>2,000</b>	<b>2,000</b>
<b>Excess of Revenues Over / (Under) Expenditures</b>			<b>0</b>	<b>0</b>	<b>0</b>	<b>0</b>	<b>(1,064)</b>	<b>0</b>	<b>0</b>	<b>0</b>
<b>Other Financing Sources / (Uses):</b>										
	<i>Other Financing Uses</i>									
	911	Transfers In	0	0	0	0	1,064	0	0	0
<b>Net Change in Fund Balance</b>			<b>0</b>	<b>0</b>	<b>0</b>	<b>0</b>	<b>0</b>	<b>0</b>	<b>0</b>	<b>0</b>
Cash Balance at Beginning of Fiscal Year			0	0	0	0	0	0	0	0
Cash Balance at End of Fiscal Year			0	0	0	0	0	0	0	0
Year End Encumbrances Appropriated			0	0	0	0	0	0	0	0
<b>Unencumbered Fund Balance at End of Fiscal Year</b>			<b>\$0</b>	<b>\$0</b>	<b>\$0</b>	<b>\$0</b>	<b>\$0</b>	<b>\$0</b>	<b>\$0</b>	<b>\$0</b>

**STRONGSVILLE CITY SCHOOL DISTRICT**  
**CUYAHOGA COUNTY, OH**

DISTRICT MANAGED ACTIVITY - DEPARTMENTAL STATEMENT OF REVENUES AND EXPENDITURES (LEVEL 4 FINANCIALS)  
 FY 2013 ACTUAL THROUGH PROJECTION TO FY 2020

**DISTRICT MANAGED ACTIVITY BUDGET CENTER: VOCAL MUSIC STRONGSVILLE MIDDLE SCHOOL - 9637**

Function	Object	Description	Fiscal Year 2013 Actual	Fiscal Year 2014 Actual	Fiscal Year 2015 Actual	Fiscal Year 2016 Actual	Fiscal Year 2017 Budget	Fiscal Year 2018 Projection	Fiscal Year 2019 Projection	Fiscal Year 2020 Projection
<b>Revenues:</b>										
		<b>From Local Sources:</b>								
		Extracurricular	\$0	\$0	\$0	\$0	\$24,000	\$24,000	\$24,000	\$24,000
		Other Local Revenues	0	0	0	0	400	400	400	400
<b>Total Revenues</b>			<b>0</b>	<b>0</b>	<b>0</b>	<b>0</b>	<b>24,400</b>	<b>24,400</b>	<b>24,400</b>	<b>24,400</b>
<b>Extracurricular Activities</b>										
		<b>Purchase Services</b>								
	419	Other Prof/Tech Services	0	0	0	0	1,000	1,000	1,000	1,000
	490	Other Purchased Services	0	0	0	0	22,000	14,000	13,500	13,500
		<b>Total Purchase Services</b>	<b>0</b>	<b>0</b>	<b>0</b>	<b>0</b>	<b>23,000</b>	<b>15,000</b>	<b>14,500</b>	<b>14,500</b>
		<b>Supplies and Materials</b>								
	510	General Supplies	0	0	0	0	2,000	2,000	2,000	2,000
	590	Other Supplies and Materials	0	0	0	0	2,150	2,150	2,150	2,050
		<b>Total Materials and Supplies</b>	<b>0</b>	<b>0</b>	<b>0</b>	<b>0</b>	<b>4,150</b>	<b>4,150</b>	<b>4,150</b>	<b>4,050</b>
		<b>Capital Outlay</b>								
	640	Equipment	0	0	0	0	5,000	5,000	5,000	5,000
		<b>Other Objects</b>								
	881	Scholarships	0	0	0	0	200	200	200	200
	889	Other Awards and Prizes	0	0	0	0	150	150	150	150
	891	Student Activity Payments	0	0	0	0	500	500	500	500
		<b>Total Other Objects</b>	<b>0</b>	<b>0</b>	<b>0</b>	<b>0</b>	<b>850</b>	<b>850</b>	<b>850</b>	<b>850</b>
<b>Total Expenditures</b>			<b>0</b>	<b>0</b>	<b>0</b>	<b>0</b>	<b>33,000</b>	<b>25,000</b>	<b>24,500</b>	<b>24,400</b>
<b>Excess of Revenues Over / (Under) Expenditures</b>			<b>0</b>	<b>0</b>	<b>0</b>	<b>0</b>	<b>(8,600)</b>	<b>(600)</b>	<b>(100)</b>	<b>0</b>
<b>Other Financing Sources / (Uses):</b>										
		<b>Other Financing Uses</b>								
	911	Transfers In	0	0	0	0	9,306	0	0	0
<b>Net Change in Fund Balance</b>			<b>0</b>	<b>0</b>	<b>0</b>	<b>0</b>	<b>706</b>	<b>(600)</b>	<b>(100)</b>	<b>0</b>
Cash Balance at Beginning of Fiscal Year			0	0	0	0	0	706	106	6
Cash Balance at End of Fiscal Year			0	0	0	0	706	106	6	6
Year End Encumbrances Appropriated			0	0	0	0	0	0	0	0
<b>Unencumbered Fund Balance at End of Fiscal Year</b>			<b>\$0</b>	<b>\$0</b>	<b>\$0</b>	<b>\$0</b>	<b>\$706</b>	<b>\$106</b>	<b>\$6</b>	<b>\$6</b>

**STRONGSVILLE CITY SCHOOL DISTRICT**

**CUYAHOGA COUNTY, OH**

*DISTRICT MANAGED ACTIVITY - DEPARTMENTAL STATEMENT OF REVENUES AND EXPENDITURES (LEVEL 4 FINANCIALS)*

*FY 2013 ACTUAL THROUGH PROJECTION TO FY 2020*

**DISTRICT MANAGED ACTIVITY BUDGET CENTER: TEAM ADMIRALS STRONGSVILLE MIDDLE SCHOOL - 9640**

Function	Object	Description	Fiscal Year 2013 Actual	Fiscal Year 2014 Actual	Fiscal Year 2015 Actual	Fiscal Year 2016 Actual	Fiscal Year 2017 Budget	Fiscal Year 2018 Projection	Fiscal Year 2019 Projection	Fiscal Year 2020 Projection
<b>Revenues:</b>										
	<b>From Local Sources:</b>									
	Extracurricular		\$0	\$0	\$0	\$0	\$1,000	\$1,000	\$1,000	\$1,000
<b>Total Revenues</b>			<b>0</b>	<b>0</b>	<b>0</b>	<b>0</b>	<b>1,000</b>	<b>1,000</b>	<b>1,000</b>	<b>1,000</b>
<i>Extracurricular Activities</i>										
	<i>Supplies and Materials</i>									
	510 General Supplies		0	0	0	0	500	500	500	500
	<i>Other Objects</i>									
	889 Other Awards and Prizes		0	0	0	0	500	500	500	500
<b>Total Expenditures</b>			<b>0</b>	<b>0</b>	<b>0</b>	<b>0</b>	<b>1,000</b>	<b>1,000</b>	<b>1,000</b>	<b>1,000</b>
<b>Net Change in Fund Balance</b>			<b>0</b>	<b>0</b>	<b>0</b>	<b>0</b>	<b>0</b>	<b>0</b>	<b>0</b>	<b>0</b>
Cash Balance at Beginning of Fiscal Year			0	0	0	0	0	0	0	0
Cash Balance at End of Fiscal Year			0	0	0	0	0	0	0	0
Year End Encumbrances Appropriated			0	0	0	0	0	0	0	0
<b>Unencumbered Fund Balance at End of Fiscal Year</b>			<b>\$0</b>	<b>\$0</b>	<b>\$0</b>	<b>\$0</b>	<b>\$0</b>	<b>\$0</b>	<b>\$0</b>	<b>\$0</b>

**STRONGSVILLE CITY SCHOOL DISTRICT**

**CUYAHOGA COUNTY, OH**

*DISTRICT MANAGED ACTIVITY - DEPARTMENTAL STATEMENT OF REVENUES AND EXPENDITURES (LEVEL 4 FINANCIALS)*

*FY 2013 ACTUAL THROUGH PROJECTION TO FY 2020*

*DISTRICT MANAGED ACTIVITY BUDGET CENTER: TEAM CAPTAINS STRONGSVILLE MIDDLE SCHOOL - 9641*

Function	Object	Description	Fiscal Year 2013 Actual	Fiscal Year 2014 Actual	Fiscal Year 2015 Actual	Fiscal Year 2016 Actual	Fiscal Year 2017 Budget	Fiscal Year 2018 Projection	Fiscal Year 2019 Projection	Fiscal Year 2020 Projection
<b>Revenues:</b>										
	<b>From Local Sources:</b>									
	Extracurricular		\$0	\$0	\$0	\$0	\$1,000	\$1,000	\$1,000	\$1,000
<b>Total Revenues</b>			<b>0</b>	<b>0</b>	<b>0</b>	<b>0</b>	<b>1,000</b>	<b>1,000</b>	<b>1,000</b>	<b>1,000</b>
<i>Extracurricular Activities</i>										
	<i>Supplies and Materials</i>									
	510 General Supplies		0	0	0	0	500	500	500	500
	<i>Other Objects</i>									
	889 Other Awards and Prizes		0	0	0	0	500	500	500	500
<b>Total Expenditures</b>			<b>0</b>	<b>0</b>	<b>0</b>	<b>0</b>	<b>1,000</b>	<b>1,000</b>	<b>1,000</b>	<b>1,000</b>
<b>Net Change in Fund Balance</b>			<b>0</b>	<b>0</b>	<b>0</b>	<b>0</b>	<b>0</b>	<b>0</b>	<b>0</b>	<b>0</b>
Cash Balance at Beginning of Fiscal Year			0	0	0	0	0	0	0	0
Cash Balance at End of Fiscal Year			0	0	0	0	0	0	0	0
Year End Encumbrances Appropriated			0	0	0	0	0	0	0	0
<b>Unencumbered Fund Balance at End of Fiscal Year</b>			<b>\$0</b>	<b>\$0</b>	<b>\$0</b>	<b>\$0</b>	<b>\$0</b>	<b>\$0</b>	<b>\$0</b>	<b>\$0</b>

**STRONGSVILLE CITY SCHOOL DISTRICT**

**CUYAHOGA COUNTY, OH**

*DISTRICT MANAGED ACTIVITY - DEPARTMENTAL STATEMENT OF REVENUES AND EXPENDITURES (LEVEL 4 FINANCIALS)*

*FY 2013 ACTUAL THROUGH PROJECTION TO FY 2020*

***DISTRICT MANAGED ACTIVITY BUDGET CENTER: TEAM CRUISERS STRONGSVILLE MIDDLE SCHOOL - 9642***

Function	Object	Description	Fiscal Year 2013 Actual	Fiscal Year 2014 Actual	Fiscal Year 2015 Actual	Fiscal Year 2016 Actual	Fiscal Year 2017 Budget	Fiscal Year 2018 Projection	Fiscal Year 2019 Projection	Fiscal Year 2020 Projection
<b>Revenues:</b>										
	<b>From Local Sources:</b>									
		Extracurricular	\$0	\$0	\$0	\$0	\$1,000	\$1,000	\$1,000	\$1,000
<b>Total Revenues</b>			<b>0</b>	<b>0</b>	<b>0</b>	<b>0</b>	<b>1,000</b>	<b>1,000</b>	<b>1,000</b>	<b>1,000</b>
<i>Extracurricular Activities</i>										
	<i>Supplies and Materials</i>									
	510	General Supplies	0	0	0	0	500	500	500	500
	<i>Other Objects</i>									
	889	Other Awards and Prizes	0	0	0	0	500	500	500	500
<b>Total Expenditures</b>			<b>0</b>	<b>0</b>	<b>0</b>	<b>0</b>	<b>1,000</b>	<b>1,000</b>	<b>1,000</b>	<b>1,000</b>
<b>Net Change in Fund Balance</b>			<b>0</b>	<b>0</b>	<b>0</b>	<b>0</b>	<b>0</b>	<b>0</b>	<b>0</b>	<b>0</b>
Cash Balance at Beginning of Fiscal Year			0	0	0	0	0	0	0	0
Cash Balance at End of Fiscal Year			0	0	0	0	0	0	0	0
Year End Encumbrances Appropriated			0	0	0	0	0	0	0	0
<b>Unencumbered Fund Balance at End of Fiscal Year</b>			<b>\$0</b>	<b>\$0</b>	<b>\$0</b>	<b>\$0</b>	<b>\$0</b>	<b>\$0</b>	<b>\$0</b>	<b>\$0</b>

**STRONGSVILLE CITY SCHOOL DISTRICT**

*CUYAHOGA COUNTY, OH*

*DISTRICT MANAGED ACTIVITY - DEPARTMENTAL STATEMENT OF REVENUES AND EXPENDITURES (LEVEL 4 FINANCIALS)*

*FY 2013 ACTUAL THROUGH PROJECTION TO FY 2020*

*DISTRICT MANAGED ACTIVITY BUDGET CENTER: TEAM VIKINGS STRONGSVILLE MIDDLE SCHOOL - 9643*

Function	Object	Description	Fiscal Year 2013 Actual	Fiscal Year 2014 Actual	Fiscal Year 2015 Actual	Fiscal Year 2016 Actual	Fiscal Year 2017 Budget	Fiscal Year 2018 Projection	Fiscal Year 2019 Projection	Fiscal Year 2020 Projection
<b>Revenues:</b>										
	<b>From Local Sources:</b>									
	Extracurricular		\$0	\$0	\$0	\$0	\$1,000	\$1,000	\$1,000	\$1,000
<b>Total Revenues</b>			<b>0</b>	<b>0</b>	<b>0</b>	<b>0</b>	<b>1,000</b>	<b>1,000</b>	<b>1,000</b>	<b>1,000</b>
<i>Extracurricular Activities</i>										
	<i>Supplies and Materials</i>									
	510 General Supplies		0	0	0	0	500	500	500	500
	<i>Other Objects</i>									
	889 Other Awards and Prizes		0	0	0	0	500	500	500	500
<b>Total Expenditures</b>			<b>0</b>	<b>0</b>	<b>0</b>	<b>0</b>	<b>1,000</b>	<b>1,000</b>	<b>1,000</b>	<b>1,000</b>
<b>Net Change in Fund Balance</b>			<b>0</b>	<b>0</b>	<b>0</b>	<b>0</b>	<b>0</b>	<b>0</b>	<b>0</b>	<b>0</b>
Cash Balance at Beginning of Fiscal Year			0	0	0	0	0	0	0	0
Cash Balance at End of Fiscal Year			0	0	0	0	0	0	0	0
Year End Encumbrances Appropriated			0	0	0	0	0	0	0	0
<b>Unencumbered Fund Balance at End of Fiscal Year</b>			<b>\$0</b>	<b>\$0</b>	<b>\$0</b>	<b>\$0</b>	<b>\$0</b>	<b>\$0</b>	<b>\$0</b>	<b>\$0</b>



**STRONGSVILLE CITY SCHOOL DISTRICT**

*CUYAHOGA COUNTY, OH*

*DISTRICT MANAGED ACTIVITY - DEPARTMENTAL STATEMENT OF REVENUES AND EXPENDITURES (LEVEL 4 FINANCIALS)*

*FY 2013 ACTUAL THROUGH PROJECTION TO FY 2020*

*DISTRICT MANAGED ACTIVITY BUDGET CENTER: TEAM DISCOVERERS STRONGSVILLE MIDDLE SCHOOL - 9644*

Function	Object	Description	Fiscal Year 2013 Actual	Fiscal Year 2014 Actual	Fiscal Year 2015 Actual	Fiscal Year 2016 Actual	Fiscal Year 2017 Budget	Fiscal Year 2018 Projection	Fiscal Year 2019 Projection	Fiscal Year 2020 Projection
<b>Revenues:</b>										
	<b>From Local Sources:</b>									
	Extracurricular		\$0	\$0	\$0	\$0	\$1,000	\$1,000	\$1,000	\$1,000
<b>Total Revenues</b>			<b>0</b>	<b>0</b>	<b>0</b>	<b>0</b>	<b>1,000</b>	<b>1,000</b>	<b>1,000</b>	<b>1,000</b>
<i>Extracurricular Activities</i>										
	<i>Supplies and Materials</i>									
	510 General Supplies		0	0	0	0	500	500	500	500
	<i>Other Objects</i>									
	889 Other Awards and Prizes		0	0	0	0	500	500	500	500
<b>Total Expenditures</b>			<b>0</b>	<b>0</b>	<b>0</b>	<b>0</b>	<b>1,000</b>	<b>1,000</b>	<b>1,000</b>	<b>1,000</b>
<b>Net Change in Fund Balance</b>			<b>0</b>	<b>0</b>	<b>0</b>	<b>0</b>	<b>0</b>	<b>0</b>	<b>0</b>	<b>0</b>
Cash Balance at Beginning of Fiscal Year			0	0	0	0	0	0	0	0
Cash Balance at End of Fiscal Year			0	0	0	0	0	0	0	0
Year End Encumbrances Appropriated			0	0	0	0	0	0	0	0
<b>Unencumbered Fund Balance at End of Fiscal Year</b>			<b>\$0</b>	<b>\$0</b>	<b>\$0</b>	<b>\$0</b>	<b>\$0</b>	<b>\$0</b>	<b>\$0</b>	<b>\$0</b>

**STRONGSVILLE CITY SCHOOL DISTRICT**

*CUYAHOGA COUNTY, OH*

*DISTRICT MANAGED ACTIVITY - DEPARTMENTAL STATEMENT OF REVENUES AND EXPENDITURES (LEVEL 4 FINANCIALS)*

*FY 2013 ACTUAL THROUGH PROJECTION TO FY 2020*

*DISTRICT MANAGED ACTIVITY BUDGET CENTER: TEAM GLOBETROTTERS STRONGSVILLE MIDDLE SCHOOL - 9645*

Function	Object	Description	Fiscal Year 2013 Actual	Fiscal Year 2014 Actual	Fiscal Year 2015 Actual	Fiscal Year 2016 Actual	Fiscal Year 2017 Budget	Fiscal Year 2018 Projection	Fiscal Year 2019 Projection	Fiscal Year 2020 Projection
<b>Revenues:</b>										
	<b>From Local Sources:</b>									
	Extracurricular		\$0	\$0	\$0	\$0	\$1,000	\$1,000	\$1,000	\$1,000
<b>Total Revenues</b>			<b>0</b>	<b>0</b>	<b>0</b>	<b>0</b>	<b>1,000</b>	<b>1,000</b>	<b>1,000</b>	<b>1,000</b>
<i>Extracurricular Activities</i>										
	<i>Supplies and Materials</i>									
	510 General Supplies		0	0	0	0	500	500	500	500
	<i>Other Objects</i>									
	889 Other Awards and Prizes		0	0	0	0	500	500	500	500
<b>Total Expenditures</b>			<b>0</b>	<b>0</b>	<b>0</b>	<b>0</b>	<b>1,000</b>	<b>1,000</b>	<b>1,000</b>	<b>1,000</b>
<b>Net Change in Fund Balance</b>			<b>0</b>	<b>0</b>	<b>0</b>	<b>0</b>	<b>0</b>	<b>0</b>	<b>0</b>	<b>0</b>
Cash Balance at Beginning of Fiscal Year			0	0	0	0	0	0	0	0
Cash Balance at End of Fiscal Year			0	0	0	0	0	0	0	0
Year End Encumbrances Appropriated			0	0	0	0	0	0	0	0
<b>Unencumbered Fund Balance at End of Fiscal Year</b>			<b>\$0</b>	<b>\$0</b>	<b>\$0</b>	<b>\$0</b>	<b>\$0</b>	<b>\$0</b>	<b>\$0</b>	<b>\$0</b>

**STRONGSVILLE CITY SCHOOL DISTRICT**

*CUYAHOGA COUNTY, OH*

*DISTRICT MANAGED ACTIVITY - DEPARTMENTAL STATEMENT OF REVENUES AND EXPENDITURES (LEVEL 4 FINANCIALS)*

*FY 2013 ACTUAL THROUGH PROJECTION TO FY 2020*

*DISTRICT MANAGED ACTIVITY BUDGET CENTER: TEAM PIONEERS STRONGSVILLE MIDDLE SCHOOL - 9646*

Function	Object	Description	Fiscal Year 2013 Actual	Fiscal Year 2014 Actual	Fiscal Year 2015 Actual	Fiscal Year 2016 Actual	Fiscal Year 2017 Budget	Fiscal Year 2018 Projection	Fiscal Year 2019 Projection	Fiscal Year 2020 Projection
<b>Revenues:</b>										
	<b>From Local Sources:</b>									
	Extracurricular		\$0	\$0	\$0	\$0	\$1,000	\$1,000	\$1,000	\$1,000
<b>Total Revenues</b>			<b>0</b>	<b>0</b>	<b>0</b>	<b>0</b>	<b>1,000</b>	<b>1,000</b>	<b>1,000</b>	<b>1,000</b>
<i>Extracurricular Activities</i>										
	<i>Supplies and Materials</i>									
	510	General Supplies	0	0	0	0	500	500	500	500
	<i>Other Objects</i>									
	889	Other Awards and Prizes	0	0	0	0	500	500	500	500
<b>Total Expenditures</b>			<b>0</b>	<b>0</b>	<b>0</b>	<b>0</b>	<b>1,000</b>	<b>1,000</b>	<b>1,000</b>	<b>1,000</b>
<b>Net Change in Fund Balance</b>			<b>0</b>	<b>0</b>	<b>0</b>	<b>0</b>	<b>0</b>	<b>0</b>	<b>0</b>	<b>0</b>
Cash Balance at Beginning of Fiscal Year			0	0	0	0	0	0	0	0
Cash Balance at End of Fiscal Year			0	0	0	0	0	0	0	0
Year End Encumbrances Appropriated			0	0	0	0	0	0	0	0
<b>Unencumbered Fund Balance at End of Fiscal Year</b>			<b>\$0</b>	<b>\$0</b>	<b>\$0</b>	<b>\$0</b>	<b>\$0</b>	<b>\$0</b>	<b>\$0</b>	<b>\$0</b>

**STRONGSVILLE CITY SCHOOL DISTRICT**

*CUYAHOGA COUNTY, OH*

*DISTRICT MANAGED ACTIVITY - DEPARTMENTAL STATEMENT OF REVENUES AND EXPENDITURES (LEVEL 4 FINANCIALS)*

*FY 2013 ACTUAL THROUGH PROJECTION TO FY 2020*

***DISTRICT MANAGED ACTIVITY BUDGET CENTER: TEAM SEEKERS STRONGSVILLE MIDDLE SCHOOL - 9647***

Function	Object	Description	Fiscal Year 2013 Actual	Fiscal Year 2014 Actual	Fiscal Year 2015 Actual	Fiscal Year 2016 Actual	Fiscal Year 2017 Budget	Fiscal Year 2018 Projection	Fiscal Year 2019 Projection	Fiscal Year 2020 Projection
<b>Revenues:</b>										
	<b>From Local Sources:</b>									
	Extracurricular		\$0	\$0	\$0	\$0	\$1,000	\$1,000	\$1,000	\$1,000
<b>Total Revenues</b>			<b>0</b>	<b>0</b>	<b>0</b>	<b>0</b>	<b>1,000</b>	<b>1,000</b>	<b>1,000</b>	<b>1,000</b>
<i>Extracurricular Activities</i>										
	<i>Supplies and Materials</i>									
	510 General Supplies		0	0	0	0	500	500	500	500
	<i>Other Objects</i>									
	889 Other Awards and Prizes		0	0	0	0	500	500	500	500
<b>Total Expenditures</b>			<b>0</b>	<b>0</b>	<b>0</b>	<b>0</b>	<b>1,000</b>	<b>1,000</b>	<b>1,000</b>	<b>1,000</b>
<b>Net Change in Fund Balance</b>			<b>0</b>	<b>0</b>	<b>0</b>	<b>0</b>	<b>0</b>	<b>0</b>	<b>0</b>	<b>0</b>
Cash Balance at Beginning of Fiscal Year			0	0	0	0	0	0	0	0
Cash Balance at End of Fiscal Year			0	0	0	0	0	0	0	0
Year End Encumbrances Appropriated			0	0	0	0	0	0	0	0
<b>Unencumbered Fund Balance at End of Fiscal Year</b>			<b>\$0</b>	<b>\$0</b>	<b>\$0</b>	<b>\$0</b>	<b>\$0</b>	<b>\$0</b>	<b>\$0</b>	<b>\$0</b>

**STRONGSVILLE CITY SCHOOL DISTRICT**

*CUYAHOGA COUNTY, OH*

*DISTRICT MANAGED ACTIVITY - DEPARTMENTAL STATEMENT OF REVENUES AND EXPENDITURES (LEVEL 4 FINANCIALS)*

*FY 2013 ACTUAL THROUGH PROJECTION TO FY 2020*

*DISTRICT MANAGED ACTIVITY BUDGET CENTER: TEAM ADVENTURERS STRONGSVILLE MIDDLE SCHOOL - 9648*

Function	Object	Description	Fiscal Year 2013 Actual	Fiscal Year 2014 Actual	Fiscal Year 2015 Actual	Fiscal Year 2016 Actual	Fiscal Year 2017 Budget	Fiscal Year 2018 Projection	Fiscal Year 2019 Projection	Fiscal Year 2020 Projection
<b>Revenues:</b>										
	<b>From Local Sources:</b>									
	Extracurricular		\$0	\$0	\$0	\$0	\$1,000	\$1,000	\$1,000	\$1,000
<b>Total Revenues</b>			<b>0</b>	<b>0</b>	<b>0</b>	<b>0</b>	<b>1,000</b>	<b>1,000</b>	<b>1,000</b>	<b>1,000</b>
<i>Extracurricular Activities</i>										
	<i>Supplies and Materials</i>									
	510 General Supplies		0	0	0	0	500	500	500	500
	<i>Other Objects</i>									
	889 Other Awards and Prizes		0	0	0	0	500	500	500	500
<b>Total Expenditures</b>			<b>0</b>	<b>0</b>	<b>0</b>	<b>0</b>	<b>1,000</b>	<b>1,000</b>	<b>1,000</b>	<b>1,000</b>
<b>Net Change in Fund Balance</b>			<b>0</b>	<b>0</b>	<b>0</b>	<b>0</b>	<b>0</b>	<b>0</b>	<b>0</b>	<b>0</b>
Cash Balance at Beginning of Fiscal Year			0	0	0	0	0	0	0	0
Cash Balance at End of Fiscal Year			0	0	0	0	0	0	0	0
Year End Encumbrances Appropriated			0	0	0	0	0	0	0	0
<b>Unencumbered Fund Balance at End of Fiscal Year</b>			<b>\$0</b>	<b>\$0</b>	<b>\$0</b>	<b>\$0</b>	<b>\$0</b>	<b>\$0</b>	<b>\$0</b>	<b>\$0</b>

**STRONGSVILLE CITY SCHOOL DISTRICT**

*CUYAHOGA COUNTY, OH*

*DISTRICT MANAGED ACTIVITY - DEPARTMENTAL STATEMENT OF REVENUES AND EXPENDITURES (LEVEL 4 FINANCIALS)*

*FY 2013 ACTUAL THROUGH PROJECTION TO FY 2020*

*DISTRICT MANAGED ACTIVITY BUDGET CENTER: TEAM CRUSADERS STRONGSVILLE MIDDLE SCHOOL - 9649*

Function	Object	Description	Fiscal Year 2013 Actual	Fiscal Year 2014 Actual	Fiscal Year 2015 Actual	Fiscal Year 2016 Actual	Fiscal Year 2017 Budget	Fiscal Year 2018 Projection	Fiscal Year 2019 Projection	Fiscal Year 2020 Projection
<b>Revenues:</b>										
	<b>From Local Sources:</b>									
	Extracurricular		\$0	\$0	\$0	\$0	\$1,000	\$1,000	\$1,000	\$1,000
<b>Total Revenues</b>			<b>0</b>	<b>0</b>	<b>0</b>	<b>0</b>	<b>1,000</b>	<b>1,000</b>	<b>1,000</b>	<b>1,000</b>
<i>Extracurricular Activities</i>										
	<i>Supplies and Materials</i>									
	510	General Supplies	0	0	0	0	500	500	500	500
	<i>Other Objects</i>									
	889	Other Awards and Prizes	0	0	0	0	500	500	500	500
<b>Total Expenditures</b>			<b>0</b>	<b>0</b>	<b>0</b>	<b>0</b>	<b>1,000</b>	<b>1,000</b>	<b>1,000</b>	<b>1,000</b>
<b>Net Change in Fund Balance</b>			<b>0</b>	<b>0</b>	<b>0</b>	<b>0</b>	<b>0</b>	<b>0</b>	<b>0</b>	<b>0</b>
Cash Balance at Beginning of Fiscal Year			0	0	0	0	0	0	0	0
Cash Balance at End of Fiscal Year			0	0	0	0	0	0	0	0
Year End Encumbrances Appropriated			0	0	0	0	0	0	0	0
<b>Unencumbered Fund Balance at End of Fiscal Year</b>			<b>\$0</b>	<b>\$0</b>	<b>\$0</b>	<b>\$0</b>	<b>\$0</b>	<b>\$0</b>	<b>\$0</b>	<b>\$0</b>

**STRONGSVILLE CITY SCHOOL DISTRICT**

**CUYAHOGA COUNTY, OH**

*DISTRICT MANAGED ACTIVITY - DEPARTMENTAL STATEMENT OF REVENUES AND EXPENDITURES (LEVEL 4 FINANCIALS)*

*FY 2013 ACTUAL THROUGH PROJECTION TO FY 2020*

***DISTRICT MANAGED ACTIVITY BUDGET CENTER: TEAM DRAGONS STRONGSVILLE MIDDLE SCHOOL - 9650***

Function	Object	Description	Fiscal Year 2013 Actual	Fiscal Year 2014 Actual	Fiscal Year 2015 Actual	Fiscal Year 2016 Actual	Fiscal Year 2017 Budget	Fiscal Year 2018 Projection	Fiscal Year 2019 Projection	Fiscal Year 2020 Projection
<b>Revenues:</b>										
	<b>From Local Sources:</b>									
	Extracurricular		\$0	\$0	\$0	\$0	\$1,000	\$1,000	\$1,000	\$1,000
<b>Total Revenues</b>			<b>0</b>	<b>0</b>	<b>0</b>	<b>0</b>	<b>1,000</b>	<b>1,000</b>	<b>1,000</b>	<b>1,000</b>
<i>Extracurricular Activities</i>										
	<i>Supplies and Materials</i>									
	510 General Supplies		0	0	0	0	500	500	500	500
	<i>Other Objects</i>									
	889 Other Awards and Prizes		0	0	0	0	500	500	500	500
<b>Total Expenditures</b>			<b>0</b>	<b>0</b>	<b>0</b>	<b>0</b>	<b>1,000</b>	<b>1,000</b>	<b>1,000</b>	<b>1,000</b>
<b>Net Change in Fund Balance</b>			<b>0</b>	<b>0</b>	<b>0</b>	<b>0</b>	<b>0</b>	<b>0</b>	<b>0</b>	<b>0</b>
Cash Balance at Beginning of Fiscal Year			0	0	0	0	0	0	0	0
Cash Balance at End of Fiscal Year			0	0	0	0	0	0	0	0
Year End Encumbrances Appropriated			0	0	0	0	0	0	0	0
<b>Unencumbered Fund Balance at End of Fiscal Year</b>			<b>\$0</b>	<b>\$0</b>	<b>\$0</b>	<b>\$0</b>	<b>\$0</b>	<b>\$0</b>	<b>\$0</b>	<b>\$0</b>

**STRONGSVILLE CITY SCHOOL DISTRICT**

*CUYAHOGA COUNTY, OH*

*DISTRICT MANAGED ACTIVITY - DEPARTMENTAL STATEMENT OF REVENUES AND EXPENDITURES (LEVEL 4 FINANCIALS)*

*FY 2013 ACTUAL THROUGH PROJECTION TO FY 2020*

*DISTRICT MANAGED ACTIVITY BUDGET CENTER: TEAM PIRATES STRONGSVILLE MIDDLE SCHOOL - 9651*

Function	Object	Description	Fiscal Year 2013 Actual	Fiscal Year 2014 Actual	Fiscal Year 2015 Actual	Fiscal Year 2016 Actual	Fiscal Year 2017 Budget	Fiscal Year 2018 Projection	Fiscal Year 2019 Projection	Fiscal Year 2020 Projection
<b>Revenues:</b>										
	<b>From Local Sources:</b>									
	Extracurricular		\$0	\$0	\$0	\$0	\$1,000	\$1,000	\$1,000	\$1,000
<b>Total Revenues</b>			<b>0</b>	<b>0</b>	<b>0</b>	<b>0</b>	<b>1,000</b>	<b>1,000</b>	<b>1,000</b>	<b>1,000</b>
<i>Extracurricular Activities</i>										
	<i>Supplies and Materials</i>									
	510 General Supplies		0	0	0	0	500	500	500	500
	<i>Other Objects</i>									
	889 Other Awards and Prizes		0	0	0	0	500	500	500	500
<b>Total Expenditures</b>			<b>0</b>	<b>0</b>	<b>0</b>	<b>0</b>	<b>1,000</b>	<b>1,000</b>	<b>1,000</b>	<b>1,000</b>
<b>Net Change in Fund Balance</b>			<b>0</b>	<b>0</b>	<b>0</b>	<b>0</b>	<b>0</b>	<b>0</b>	<b>0</b>	<b>0</b>
Cash Balance at Beginning of Fiscal Year			0	0	0	0	0	0	0	0
Cash Balance at End of Fiscal Year			0	0	0	0	0	0	0	0
Year End Encumbrances Appropriated			0	0	0	0	0	0	0	0
<b>Unencumbered Fund Balance at End of Fiscal Year</b>			<b>\$0</b>	<b>\$0</b>	<b>\$0</b>	<b>\$0</b>	<b>\$0</b>	<b>\$0</b>	<b>\$0</b>	<b>\$0</b>



**STRONGSVILLE CITY SCHOOL DISTRICT**

**CUYAHOGA COUNTY, OH**

*DISTRICT MANAGED ACTIVITY - DEPARTMENTAL STATEMENT OF REVENUES AND EXPENDITURES (LEVEL 4 FINANCIALS)*

*FY 2013 ACTUAL THROUGH PROJECTION TO FY 2020*

*DISTRICT MANAGED ACTIVITY BUDGET CENTER: TEAM VOYAGERS STRONGSVILLE MIDDLE SCHOOL - 9652*

Function	Object	Description	Fiscal Year 2013 Actual	Fiscal Year 2014 Actual	Fiscal Year 2015 Actual	Fiscal Year 2016 Actual	Fiscal Year 2017 Budget	Fiscal Year 2018 Projection	Fiscal Year 2019 Projection	Fiscal Year 2020 Projection
<b>Revenues:</b>										
	<b>From Local Sources:</b>									
	Extracurricular		\$0	\$0	\$0	\$0	\$1,000	\$1,000	\$1,000	\$1,000
<b>Total Revenues</b>			<b>0</b>	<b>0</b>	<b>0</b>	<b>0</b>	<b>1,000</b>	<b>1,000</b>	<b>1,000</b>	<b>1,000</b>
<i>Extracurricular Activities</i>										
	<i>Supplies and Materials</i>									
	510 General Supplies		0	0	0	0	500	500	500	500
	<i>Other Objects</i>									
	889 Other Awards and Prizes		0	0	0	0	500	500	500	500
<b>Total Expenditures</b>			<b>0</b>	<b>0</b>	<b>0</b>	<b>0</b>	<b>1,000</b>	<b>1,000</b>	<b>1,000</b>	<b>1,000</b>
<b>Net Change in Fund Balance</b>			<b>0</b>	<b>0</b>	<b>0</b>	<b>0</b>	<b>0</b>	<b>0</b>	<b>0</b>	<b>0</b>
Cash Balance at Beginning of Fiscal Year			0	0	0	0	0	0	0	0
Cash Balance at End of Fiscal Year			0	0	0	0	0	0	0	0
Year End Encumbrances Appropriated			0	0	0	0	0	0	0	0
<b>Unencumbered Fund Balance at End of Fiscal Year</b>			<b>\$0</b>	<b>\$0</b>	<b>\$0</b>	<b>\$0</b>	<b>\$0</b>	<b>\$0</b>	<b>\$0</b>	<b>\$0</b>

**STRONGSVILLE CITY SCHOOL DISTRICT**

**CUYAHOGA COUNTY, OH**

**DISTRICT MANAGED ACTIVITY - DEPARTMENTAL STATEMENT OF REVENUES AND EXPENDITURES (LEVEL 4 FINANCIALS)**

**FY 2013 ACTUAL THROUGH PROJECTION TO FY 2020**

**DISTRICT MANAGED ACTIVITY BUDGET CENTER: ATHLETICS STRONGSVILLE MIDDLE SCHOOL - 9659**

Function	Object	Description	Fiscal Year 2013 Actual	Fiscal Year 2014 Actual	Fiscal Year 2015 Actual	Fiscal Year 2016 Actual	Fiscal Year 2017 Budget	Fiscal Year 2018 Projection	Fiscal Year 2019 Projection	Fiscal Year 2020 Projection
<b>Revenues:</b>										
		<b>From Local Sources:</b>								
		Extracurricular	\$0	\$0	\$0	\$0	\$25,150	\$25,150	\$25,150	\$25,150
		Other Local Revenues	0	0	0	0	1,000	1,000	1,000	1,000
<b>Total Revenues</b>			<b>0</b>	<b>0</b>	<b>0</b>	<b>0</b>	<b>26,150</b>	<b>26,150</b>	<b>26,150</b>	<b>26,150</b>
<b>Extracurricular Activities</b>										
		<b>Salaries:</b>								
		190 Other Salary and Wages	0	0	0	0	7,000	7,000	7,000	7,000
		<b>Purchase Services</b>								
		490 Other Purchased Services	0	0	0	0	7,500	7,500	5,000	5,000
		<b>Supplies and Materials</b>								
		590 Other Supplies and Materials	0	0	0	0	15,900	10,900	10,900	10,900
		<b>Capital Outlay</b>								
		640 Equipment	0	0	0	0	750	750	750	750
		<b>Other Objects</b>								
		889 Other Awards and Prizes	0	0	0	0	200	200	200	200
		891 Student Activity Payments	0	0	0	0	2,000	2,000	2,000	2,000
		<b>Total Other Objects</b>	<b>0</b>	<b>0</b>	<b>0</b>	<b>0</b>	<b>2,200</b>	<b>2,200</b>	<b>2,200</b>	<b>2,200</b>
<b>Total Expenditures</b>			<b>0</b>	<b>0</b>	<b>0</b>	<b>0</b>	<b>33,350</b>	<b>28,350</b>	<b>25,850</b>	<b>25,850</b>
<b>Excess of Revenues Over / (Under) Expenditures</b>			<b>0</b>	<b>0</b>	<b>0</b>	<b>0</b>	<b>(7,200)</b>	<b>(2,200)</b>	<b>300</b>	<b>300</b>
<b>Other Financing Sources / (Uses):</b>										
		<b>Other Financing Uses</b>								
		911 Transfers In	0	0	0	0	9,613	0	0	0
<b>Net Change in Fund Balance</b>			<b>0</b>	<b>0</b>	<b>0</b>	<b>0</b>	<b>2,413</b>	<b>(2,200)</b>	<b>300</b>	<b>300</b>
<b>Cash Balance at Beginning of Fiscal Year</b>			0	0	0	0	0	2,413	213	513
<b>Cash Balance at End of Fiscal Year</b>			0	0	0	0	2,413	213	513	813
<b>Year End Encumbrances Appropriated</b>			0	0	0	0	0	0	0	0
<b>Unencumbered Fund Balance at End of Fiscal Year</b>			<b>\$0</b>	<b>\$0</b>	<b>\$0</b>	<b>\$0</b>	<b>\$2,413</b>	<b>\$213</b>	<b>\$513</b>	<b>\$813</b>

**STRONGSVILLE CITY SCHOOL DISTRICT**

**CUYAHOGA COUNTY, OH**

**DISTRICT MANAGED ACTIVITY - DEPARTMENTAL STATEMENT OF REVENUES AND EXPENDITURES (LEVEL 4 FINANCIALS)**

**FY 2013 ACTUAL THROUGH PROJECTION TO FY 2020**

**DISTRICT MANAGED ACTIVITY BUDGET CENTER: PHYS ED STRONGSVILLE MIDDLE SCHOOL - 9690**

Function	Object	Description	Fiscal Year 2013 Actual	Fiscal Year 2014 Actual	Fiscal Year 2015 Actual	Fiscal Year 2016 Actual	Fiscal Year 2017 Budget	Fiscal Year 2018 Projection	Fiscal Year 2019 Projection	Fiscal Year 2020 Projection
<b>Revenues:</b>										
		<b>From Local Sources:</b>								
		Extracurricular	\$0	\$0	\$0	\$0	\$4,000	\$4,000	\$4,000	\$4,000
		Other Local Revenues	0	0	0	0	4,000	4,000	4,000	4,000
<b>Total Revenues</b>			<b>0</b>	<b>0</b>	<b>0</b>	<b>0</b>	<b>8,000</b>	<b>8,000</b>	<b>8,000</b>	<b>8,000</b>
<b>Extracurricular Activities</b>										
		<b>Purchase Services</b>								
	490	Other Purchased Services	0	0	0	0	2,000	2,000	2,000	2,000
		<b>Supplies and Materials</b>								
	510	General Supplies	0	0	0	0	500	500	500	500
	590	Other Supplies and Materials	0	0	0	0	1,500	1,500	1,500	1,500
		<b>Total Materials and Supplies</b>	<b>0</b>	<b>0</b>	<b>0</b>	<b>0</b>	<b>2,000</b>	<b>2,000</b>	<b>2,000</b>	<b>2,000</b>
		<b>Capital Outlay</b>								
	640	Equipment	0	0	0	0	9,000	4,447	4,000	4,000
		<b>Other Objects</b>								
	890	Other Misc. Expenditures	0	0	0	0	1,776	0	0	0
<b>Total Expenditures</b>			<b>0</b>	<b>0</b>	<b>0</b>	<b>0</b>	<b>14,776</b>	<b>8,447</b>	<b>8,000</b>	<b>8,000</b>
<b>Excess of Revenues Over / (Under) Expenditures</b>			<b>0</b>	<b>0</b>	<b>0</b>	<b>0</b>	<b>(6,776)</b>	<b>(447)</b>	<b>0</b>	<b>0</b>
<b>Other Financing Sources / (Uses):</b>										
		<b>Other Financing Uses</b>								
	911	Transfers In	0	0	0	0	7,057	0	0	0
<b>Net Change in Fund Balance</b>			<b>0</b>	<b>0</b>	<b>0</b>	<b>0</b>	<b>281</b>	<b>(447)</b>	<b>0</b>	<b>0</b>
<b>Cash Balance at Beginning of Fiscal Year</b>			0	0	0	0	0	281	(166)	(166)
<b>Cash Balance at End of Fiscal Year</b>			0	0	0	0	281	(166)	(166)	(166)
<b>Year End Encumbrances Appropriated</b>			0	0	0	0	0	0	0	0
<b>Unencumbered Fund Balance at End of Fiscal Year</b>			<b>\$0</b>	<b>\$0</b>	<b>\$0</b>	<b>\$0</b>	<b>\$281</b>	<b>(\$166)</b>	<b>(\$166)</b>	<b>(\$166)</b>

**STRONGSVILLE CITY SCHOOL DISTRICT**

**CUYAHOGA COUNTY, OH**

**DISTRICT MANAGED ACTIVITY - DEPARTMENTAL STATEMENT OF REVENUES AND EXPENDITURES (LEVEL 4 FINANCIALS)**

**FY 2013 ACTUAL THROUGH PROJECTION TO FY 2020**

**DISTRICT MANAGED ACTIVITY BUDGET CENTER: SKI CLUB ALBION MIDDLE SCHOOL - 9710**

Function	Object	Description	Fiscal Year 2013 Actual	Fiscal Year 2014 Actual	Fiscal Year 2015 Actual	Fiscal Year 2016 Actual	Fiscal Year 2017 Budget	Fiscal Year 2018 Projection	Fiscal Year 2019 Projection	Fiscal Year 2020 Projection
<b>Revenues:</b>										
	<b>From Local Sources:</b>									
		Extracurricular	\$0	\$0	\$1,750	\$1,620	\$0	\$0	\$0	\$0
<b>Total Revenues</b>			<b>0</b>	<b>0</b>	<b>1,750</b>	<b>1,620</b>	<b>0</b>	<b>0</b>	<b>0</b>	<b>0</b>
<i>Extracurricular Activities</i>										
	<i>Purchase Services</i>									
	490	Other Purchased Services	0	0	0	2,000	0	0	0	0
	<i>Other Objects</i>									
	891	Student Activity Payments	0	0	2,788	0	0	0	0	0
<b>Total Expenditures</b>			<b>0</b>	<b>0</b>	<b>2,788</b>	<b>2,000</b>	<b>0</b>	<b>0</b>	<b>0</b>	<b>0</b>
<b>Excess of Revenues Over / (Under) Expenditures</b>			<b>0</b>	<b>0</b>	<b>(1,038)</b>	<b>(380)</b>	<b>0</b>	<b>0</b>	<b>0</b>	<b>0</b>
<b>Other Financing Sources / (Uses):</b>										
	<i>Other Financing Uses</i>									
	910	Transfers Out	0	0	0	0	(108)	0	0	0
	911	Transfers In	0	1,526	0	0	0	0	0	0
<b>Total Other Financing Sources / (Uses)</b>			<b>0</b>	<b>1,526</b>	<b>0</b>	<b>0</b>	<b>(108)</b>	<b>0</b>	<b>0</b>	<b>0</b>
<b>Net Change in Fund Balance</b>			<b>0</b>	<b>1,526</b>	<b>(1,038)</b>	<b>(380)</b>	<b>(108)</b>	<b>0</b>	<b>0</b>	<b>0</b>
Cash Balance at Beginning of Fiscal Year			0	0	1,526	488	108	0	0	0
Cash Balance at End of Fiscal Year			0	1,526	488	108	0	0	0	0
Year End Encumbrances Appropriated			0	0	0	0	0	0	0	0
<b>Unencumbered Fund Balance at End of Fiscal Year</b>			<b>\$0</b>	<b>\$1,526</b>	<b>\$488</b>	<b>\$108</b>	<b>\$0</b>	<b>\$0</b>	<b>\$0</b>	<b>\$0</b>

**STRONGSVILLE CITY SCHOOL DISTRICT**

**CUYAHOGA COUNTY, OH**

**DISTRICT MANAGED ACTIVITY - DEPARTMENTAL STATEMENT OF REVENUES AND EXPENDITURES (LEVEL 4 FINANCIALS)**

**FY 2013 ACTUAL THROUGH PROJECTION TO FY 2020**

**DISTRICT MANAGED ACTIVITY BUDGET CENTER: BAND ALBION MIDDLE SCHOOL - 9734**

Function	Object	Description	Fiscal Year 2013 Actual	Fiscal Year 2014 Actual	Fiscal Year 2015 Actual	Fiscal Year 2016 Actual	Fiscal Year 2017 Budget	Fiscal Year 2018 Projection	Fiscal Year 2019 Projection	Fiscal Year 2020 Projection
<b>Revenues:</b>										
		<b>From Local Sources:</b>								
		Extracurricular	\$0	\$0	\$621	\$17,445	\$0	\$0	\$0	\$0
		Other Local Revenues	0	0	0	350	0	0	0	0
<b>Total Revenues</b>			<b>0</b>	<b>0</b>	<b>621</b>	<b>17,795</b>	<b>0</b>	<b>0</b>	<b>0</b>	<b>0</b>
<b>Extracurricular Activities</b>										
		<b>Purchase Services</b>								
	490	Other Purchased Services	0	0	0	10,330	0	0	0	0
		<b>Supplies and Materials</b>								
	510	General Supplies	0	0	0	194	0	0	0	0
		<b>Capital Outlay</b>								
	640	Equipment	0	0	0	5,788	0	0	0	0
		<b>Other Objects</b>								
	891	Student Activity Payments	0	0	2,604	1,657	0	0	0	0
<b>Total Expenditures</b>			<b>0</b>	<b>0</b>	<b>2,604</b>	<b>17,969</b>	<b>0</b>	<b>0</b>	<b>0</b>	<b>0</b>
<b>Excess of Revenues Over / (Under) Expenditures</b>			<b>0</b>	<b>0</b>	<b>(1,983)</b>	<b>(174)</b>	<b>0</b>	<b>0</b>	<b>0</b>	<b>0</b>
<b>Other Financing Sources / (Uses):</b>										
		<b>Other Financing Uses</b>								
	910	Transfers Out	0	0	0	0	(6,310)	0	0	0
	911	Transfers In	0	8,467	0	0	0	0	0	0
<b>Total Other Financing Sources / (Uses)</b>			<b>0</b>	<b>8,467</b>	<b>0</b>	<b>0</b>	<b>(6,310)</b>	<b>0</b>	<b>0</b>	<b>0</b>
<b>Net Change in Fund Balance</b>			<b>0</b>	<b>8,467</b>	<b>(1,983)</b>	<b>(174)</b>	<b>(6,310)</b>	<b>0</b>	<b>0</b>	<b>0</b>
Cash Balance at Beginning of Fiscal Year			0	0	8,467	6,484	6,310	0	0	0
Cash Balance at End of Fiscal Year			0	8,467	6,484	6,310	0	0	0	0
Year End Encumbrances Appropriated			0	0	0	0	0	0	0	0
<b>Unencumbered Fund Balance at End of Fiscal Year</b>			<b>\$0</b>	<b>\$8,467</b>	<b>\$6,484</b>	<b>\$6,310</b>	<b>\$0</b>	<b>\$0</b>	<b>\$0</b>	<b>\$0</b>

**STRONGSVILLE CITY SCHOOL DISTRICT**

**CUYAHOGA COUNTY, OH**

**DISTRICT MANAGED ACTIVITY - DEPARTMENTAL STATEMENT OF REVENUES AND EXPENDITURES (LEVEL 4 FINANCIALS)**

**FY 2013 ACTUAL THROUGH PROJECTION TO FY 2020**

**DISTRICT MANAGED ACTIVITY BUDGET CENTER: VOCAL MUSIC ALBION MIDDLE SCHOOL - 9737**

			Fiscal Year 2013 Actual	Fiscal Year 2014 Actual	Fiscal Year 2015 Actual	Fiscal Year 2016 Actual	Fiscal Year 2017 Budget	Fiscal Year 2018 Projection	Fiscal Year 2019 Projection	Fiscal Year 2020 Projection
Function	Object	Description								
Revenues:										
	From Local Sources:									
		Extracurricular	\$0	\$0	\$29,808	\$1,077	\$0	\$0	\$0	\$0
		Other Local Revenues	0	0	0	0	0	0	0	0
Total Revenues			0	0	29,808	1,077	0	0	0	0
Extracurricular Activities										
	Purchase Services									
	490	Other Purchased Services	0	0	0	0	0	0	0	0
	Supplies and Materials									
	510	General Supplies	0	0	0	1,899	0	0	0	0
	Capital Outlay									
	640	Equipment	0	0	637	0	0	0	0	0
	Other Objects									
	891	Student Activity Payments	0	0	21,703	1,399	0	0	0	0
Total Expenditures			0	0	22,340	3,298	0	0	0	0
Excess of Revenues Over / (Under) Expenditures			0	0	7,468	(2,221)	0	0	0	0
Other Financing Sources / (Uses):										
	Other Financing Uses									
	910	Transfers Out	0	0	0	0	(8,619)	0	0	0
	911	Transfers In	0	3,372	0	0	0	0	0	0
Total Other Financing Sources / (Uses)			0	3,372	0	0	(8,619)	0	0	0
Net Change in Fund Balance			0	3,372	7,468	(2,221)	(8,619)	0	0	0
Cash Balance at Beginning of Fiscal Year			0	0	3,372	10,840	8,619	0	0	0
Cash Balance at End of Fiscal Year			0	3,372	10,840	8,619	0	0	0	0
Year End Encumbrances Appropriated			0	0	0	0	0	0	0	0
Unencumbered Fund Balance at End of Fiscal Year			\$0	\$3,372	\$10,840	\$8,619	\$0	\$0	\$0	\$0

**STRONGSVILLE CITY SCHOOL DISTRICT**

**CUYAHOGA COUNTY, OH**

**DISTRICT MANAGED ACTIVITY - DEPARTMENTAL STATEMENT OF REVENUES AND EXPENDITURES (LEVEL 4 FINANCIALS)**

**FY 2013 ACTUAL THROUGH PROJECTION TO FY 2020**

**DISTRICT MANAGED ACTIVITY BUDGET CENTER: ATHLETICS ALBION MIDDLE SCHOOL - 9759**

Function	Object	Description	Fiscal Year 2013 Actual	Fiscal Year 2014 Actual	Fiscal Year 2015 Actual	Fiscal Year 2016 Actual	Fiscal Year 2017 Budget	Fiscal Year 2018 Projection	Fiscal Year 2019 Projection	Fiscal Year 2020 Projection
<b>Revenues:</b>										
		<b>From Local Sources:</b>								
		Extracurricular	\$0	\$0	\$11,313	\$8,958	\$0	\$0	\$0	\$0
		Other Local Revenues	0	0	868	0	0	0	0	0
<b>Total Revenues</b>			<b>0</b>	<b>0</b>	<b>12,181</b>	<b>8,958</b>	<b>0</b>	<b>0</b>	<b>0</b>	<b>0</b>
<b>Extracurricular Activities</b>										
		<b>Salaries:</b>								
		190 Other Salary and Wages	0	0	2,215	2,475	0	0	0	0
		<b>Purchase Services</b>								
		419 Other Prof/Tech Services	0	0	844	755	0	0	0	0
		490 Other Purchased Services	0	0	2,965	1,065	0	0	0	0
		<b>Total Purchase Services</b>	<b>0</b>	<b>0</b>	<b>3,809</b>	<b>1,820</b>	<b>0</b>	<b>0</b>	<b>0</b>	<b>0</b>
		<b>Supplies and Materials</b>								
		560 Food	0	0	266	444	0	0	0	0
		590 Other Supplies and Materials	0	0	2,154	3,135	0	0	0	0
		<b>Total Materials and Supplies</b>	<b>0</b>	<b>0</b>	<b>2,420</b>	<b>3,579</b>	<b>0</b>	<b>0</b>	<b>0</b>	<b>0</b>
		<b>Capital Outlay</b>								
		640 Equipment	0	0	1,964	932	0	0	0	0
		<b>Other Objects</b>								
		891 Student Activity Payments	0	0	4,376	1,303	0	0	0	0
<b>Total Expenditures</b>			<b>0</b>	<b>0</b>	<b>14,784</b>	<b>10,109</b>	<b>0</b>	<b>0</b>	<b>0</b>	<b>0</b>
<b>Excess of Revenues Over / (Under) Ependitures</b>			<b>0</b>	<b>0</b>	<b>(2,603)</b>	<b>(1,151)</b>	<b>0</b>	<b>0</b>	<b>0</b>	<b>0</b>
<b>Other Financing Sources / (Uses):</b>										
		<b>Other Financing Uses</b>								
		910 Transfers Out	0	0	0	0	(2,565)	0	0	0
		911 Transfers In	0	6,319	0	0	0	0	0	0
<b>Total Other Financing Sources / (Uses)</b>			<b>0</b>	<b>6,319</b>	<b>0</b>	<b>0</b>	<b>(2,565)</b>	<b>0</b>	<b>0</b>	<b>0</b>
<b>Net Change in Fund Balance</b>			<b>0</b>	<b>6,319</b>	<b>(2,603)</b>	<b>(1,151)</b>	<b>(2,565)</b>	<b>0</b>	<b>0</b>	<b>0</b>
Cash Balance at Beginning of Fiscal Year			0	0	6,319	3,716	2,565	0	0	0
Cash Balance at End of Fiscal Year			0	6,319	3,716	2,565	0	0	0	0
Year End Encumbrances Appropriated			0	0	0	0	0	0	0	0
<b>Unencumbered Fund Balance at End of Fiscal Year</b>			<b>\$0</b>	<b>\$6,319</b>	<b>\$3,716</b>	<b>\$2,565</b>	<b>\$0</b>	<b>\$0</b>	<b>\$0</b>	<b>\$0</b>

**STRONGSVILLE CITY SCHOOL DISTRICT**  
**CUYAHOGA COUNTY, OH**

*DISTRICT MANAGED ACTIVITY - DEPARTMENTAL STATEMENT OF REVENUES AND EXPENDITURES (LEVEL 4 FINANCIALS)*

*FY 2013 ACTUAL THROUGH PROJECTION TO FY 2020*

*DISTRICT MANAGED ACTIVITY BUDGET CENTER: TEAM ROUGH RIDERS ALBION MIDDLE SCHOOL - 9775*

Function	Object	Description	Fiscal Year 2013 Actual	Fiscal Year 2014 Actual	Fiscal Year 2015 Actual	Fiscal Year 2016 Actual	Fiscal Year 2017 Budget	Fiscal Year 2018 Projection	Fiscal Year 2019 Projection	Fiscal Year 2020 Projection
<b>Revenues:</b>										
	<b>From Local Sources:</b>									
		Extracurricular	\$0	\$0	\$0	\$216	\$0	\$0	\$0	\$0
		Other Local Revenues	0	0	0	275	0	0	0	0
<b>Total Revenues</b>			<b>0</b>	<b>0</b>	<b>0</b>	<b>491</b>	<b>0</b>	<b>0</b>	<b>0</b>	<b>0</b>
<i>Extracurricular Activities</i>										
	<i>Supplies and Materials</i>									
	560	Food	0	0	0	380	0	0	0	0
	<i>Other Objects</i>									
	891	Student Activity Payments	0	0	127	208	0	0	0	0
<b>Total Expenditures</b>			<b>0</b>	<b>0</b>	<b>127</b>	<b>588</b>	<b>0</b>	<b>0</b>	<b>0</b>	<b>0</b>
<b>Excess of Revenues Over / (Under) Expenditures</b>			<b>0</b>	<b>0</b>	<b>(127)</b>	<b>(97)</b>	<b>0</b>	<b>0</b>	<b>0</b>	<b>0</b>
<b>Other Financing Sources / (Uses):</b>										
	<i>Other Financing Uses</i>									
	910	Transfers Out	0	0	0	0	(385)	0	0	0
	911	Transfers In	0	0	609	0	0	0	0	0
<b>Total Other Financing Sources / (Uses)</b>			<b>0</b>	<b>0</b>	<b>609</b>	<b>0</b>	<b>(385)</b>	<b>0</b>	<b>0</b>	<b>0</b>
<b>Net Change in Fund Balance</b>			<b>0</b>	<b>0</b>	<b>482</b>	<b>(97)</b>	<b>(385)</b>	<b>0</b>	<b>0</b>	<b>0</b>
Cash Balance at Beginning of Fiscal Year			0	0	0	482	385	0	0	0
Cash Balance at End of Fiscal Year			0	0	482	385	0	0	0	0
Year End Encumbrances Appropriated			0	0	0	0	0	0	0	0
<b>Unencumbered Fund Balance at End of Fiscal Year</b>			<b>\$0</b>	<b>\$0</b>	<b>\$482</b>	<b>\$385</b>	<b>\$0</b>	<b>\$0</b>	<b>\$0</b>	<b>\$0</b>



**STRONGSVILLE CITY SCHOOL DISTRICT**

**CUYAHOGA COUNTY, OH**

**DISTRICT MANAGED ACTIVITY - DEPARTMENTAL STATEMENT OF REVENUES AND EXPENDITURES (LEVEL 4 FINANCIALS)**

**FY 2013 ACTUAL THROUGH PROJECTION TO FY 2020**

**DISTRICT MANAGED ACTIVITY BUDGET CENTER: SKI CLUB CENTER MIDDLE SCHOOL - 9810**

Function	Object	Description	Fiscal Year 2013 Actual	Fiscal Year 2014 Actual	Fiscal Year 2015 Actual	Fiscal Year 2016 Actual	Fiscal Year 2017 Budget	Fiscal Year 2018 Projection	Fiscal Year 2019 Projection	Fiscal Year 2020 Projection
<b>Revenues:</b>										
	<b>From Local Sources:</b>									
		Extracurricular	\$0	\$0	\$3,240	\$3,120	\$0	\$0	\$0	\$0
<b>Total Revenues</b>			<b>0</b>	<b>0</b>	<b>3,240</b>	<b>3,120</b>	<b>0</b>	<b>0</b>	<b>0</b>	<b>0</b>
<i>Extracurricular Activities</i>										
	<i>Purchase Services</i>									
	490	Other Purchased Services	0	0	0	2,375	0	0	0	0
	<i>Other Objects</i>									
	891	Student Activity Payments	0	0	2,325	0	0	0	0	0
<b>Total Expenditures</b>			<b>0</b>	<b>0</b>	<b>2,325</b>	<b>2,375</b>	<b>0</b>	<b>0</b>	<b>0</b>	<b>0</b>
<b>Excess of Revenues Over / (Under) Expenditures</b>			<b>0</b>	<b>0</b>	<b>915</b>	<b>745</b>	<b>0</b>	<b>0</b>	<b>0</b>	<b>0</b>
<b>Other Financing Sources / (Uses):</b>										
	<i>Other Financing Uses</i>									
	910	Transfers Out	0	0	0	0	(2,071)	0	0	0
	911	Transfers In	0	411	0	0	0	0	0	0
<b>Total Other Financing Sources / (Uses)</b>			<b>0</b>	<b>411</b>	<b>0</b>	<b>0</b>	<b>(2,071)</b>	<b>0</b>	<b>0</b>	<b>0</b>
<b>Net Change in Fund Balance</b>			<b>0</b>	<b>411</b>	<b>915</b>	<b>745</b>	<b>(2,071)</b>	<b>0</b>	<b>0</b>	<b>0</b>
Cash Balance at Beginning of Fiscal Year			0	0	411	1,326	2,071	0	0	0
Cash Balance at End of Fiscal Year			0	411	1,326	2,071	0	0	0	0
Year End Encumbrances Appropriated			0	0	0	0	0	0	0	0
<b>Unencumbered Fund Balance at End of Fiscal Year</b>			<b>\$0</b>	<b>\$411</b>	<b>\$1,326</b>	<b>\$2,071</b>	<b>\$0</b>	<b>\$0</b>	<b>\$0</b>	<b>\$0</b>

**STRONGSVILLE CITY SCHOOL DISTRICT**  
**CUYAHOGA COUNTY, OH**

*DISTRICT MANAGED ACTIVITY - DEPARTMENTAL STATEMENT OF REVENUES AND EXPENDITURES (LEVEL 4 FINANCIALS)*

*FY 2013 ACTUAL THROUGH PROJECTION TO FY 2020*

*DISTRICT MANAGED ACTIVITY BUDGET CENTER: BAND CENTER MIDDLE SCHOOL - 9834*

			Fiscal Year 2013 Actual	Fiscal Year 2014 Actual	Fiscal Year 2015 Actual	Fiscal Year 2016 Actual	Fiscal Year 2017 Budget	Fiscal Year 2018 Projection	Fiscal Year 2019 Projection	Fiscal Year 2020 Projection
Function	Object	Description								
Revenues:										
	From Local Sources:									
	Extracurricular		\$0	\$0	\$18,624	\$18,087	\$0	\$0	\$0	\$0
Total Revenues			0	0	18,624	18,087	0	0	0	0
Extracurricular Activities										
	Purchase Services									
	490	Other Purchased Services	0	0	0	1,975	0	0	0	0
	Supplies and Materials									
	590	Other Supplies and Materials	0	0	0	15,698	0	0	0	0
	Capital Outlay									
	640	Equipment	0	0	0	1,941	0	0	0	0
	Other Objects									
	889	Other Awards and Prizes	0	0	0	413	0	0	0	0
	891	Student Activity Payments	0	0	19,878	0	0	0	0	0
	Total Other Objects		0	0	19,878	413	0	0	0	0
Total Expenditures			0	0	19,878	20,027	0	0	0	0
Excess of Revenues Over / (Under) Expenditures			0	0	(1,254)	(1,940)	0	0	0	0
Other Financing Sources / (Uses):										
	Other Financing Uses									
	910	Transfers Out	0	0	0	0	(2,515)	0	0	0
	911	Transfers In	0	5,709	0	0	0	0	0	0
Total Other Financing Sources / (Uses)			0	5,709	0	0	(2,515)	0	0	0
Net Change in Fund Balance			0	5,709	(1,254)	(1,940)	(2,515)	0	0	0
Cash Balance at Beginning of Fiscal Year			0	0	5,709	4,455	2,515	0	0	0
Cash Balance at End of Fiscal Year			0	5,709	4,455	2,515	0	0	0	0
Year End Encumbrances Appropriated			0	0	0	0	0	0	0	0
Unencumbered Fund Balance at End of Fiscal Year			\$0	\$5,709	\$4,455	\$2,515	\$0	\$0	\$0	\$0

**STRONGSVILLE CITY SCHOOL DISTRICT**

**CUYAHOGA COUNTY, OH**

**DISTRICT MANAGED ACTIVITY - DEPARTMENTAL STATEMENT OF REVENUES AND EXPENDITURES (LEVEL 4 FINANCIALS)**

**FY 2013 ACTUAL THROUGH PROJECTION TO FY 2020**

**DISTRICT MANAGED ACTIVITY BUDGET CENTER: ART DEPARTMENT CENTER MIDDLE SCHOOL - 9835**

Function	Object	Description	Fiscal Year 2013 Actual	Fiscal Year 2014 Actual	Fiscal Year 2015 Actual	Fiscal Year 2016 Actual	Fiscal Year 2017 Budget	Fiscal Year 2018 Projection	Fiscal Year 2019 Projection	Fiscal Year 2020 Projection
<b>Revenues:</b>										
		<b>From Local Sources:</b>								
		Extracurricular	\$0	\$0	\$0	\$302	\$0	\$0	\$0	\$0
<b>Total Revenues</b>			<b>0</b>	<b>0</b>	<b>0</b>	<b>302</b>	<b>0</b>	<b>0</b>	<b>0</b>	<b>0</b>
<i>Extracurricular Activities</i>										
		<i>Purchase Services</i>								
	490	Other Purchased Services	0	0	0	0	0	0	0	0
		<i>Supplies and Materials</i>								
	590	Other Supplies and Materials	0	0	0	0	0	0	0	0
		<i>Capital Outlay</i>								
	640	Equipment	0	0	0	0	0	0	0	0
		<i>Other Objects</i>								
	889	Other Awards and Prizes	0	0	0	0	0	0	0	0
	891	Student Activity Payments	0	0	0	0	0	0	0	0
		<i>Total Other Objects</i>	<i>0</i>	<i>0</i>	<i>0</i>	<i>0</i>	<i>0</i>	<i>0</i>	<i>0</i>	<i>0</i>
<b>Total Expenditures</b>			<b>0</b>	<b>0</b>	<b>0</b>	<b>0</b>	<b>0</b>	<b>0</b>	<b>0</b>	<b>0</b>
<b>Excess of Revenues Over / (Under) Expenditures</b>			<b>0</b>	<b>0</b>	<b>0</b>	<b>302</b>	<b>0</b>	<b>0</b>	<b>0</b>	<b>0</b>
<b>Other Financing Sources / (Uses):</b>										
		<i>Other Financing Uses</i>								
	910	Transfers Out	0	0	0	0	(1,064)	0	0	0
	911	Transfers In	0	0	0	762	0	0	0	0
<b>Total Other Financing Sources / (Uses)</b>			<b>0</b>	<b>0</b>	<b>0</b>	<b>762</b>	<b>(1,064)</b>	<b>0</b>	<b>0</b>	<b>0</b>
<b>Net Change in Fund Balance</b>			<b>0</b>	<b>0</b>	<b>0</b>	<b>1,064</b>	<b>(1,064)</b>	<b>0</b>	<b>0</b>	<b>0</b>
		Cash Balance at Beginning of Fiscal Year	0	0	0	0	1,064	0	0	0
		Cash Balance at End of Fiscal Year	0	0	0	1,064	0	0	0	0
		Year End Encumbrances Appropriated	0	0	0	0	0	0	0	0
<b>Unencumbered Fund Balance at End of Fiscal Year</b>			<b>\$0</b>	<b>\$0</b>	<b>\$0</b>	<b>\$1,064</b>	<b>\$0</b>	<b>\$0</b>	<b>\$0</b>	<b>\$0</b>

**STRONGSVILLE CITY SCHOOL DISTRICT**

**CUYAHOGA COUNTY, OH**

**DISTRICT MANAGED ACTIVITY - DEPARTMENTAL STATEMENT OF REVENUES AND EXPENDITURES (LEVEL 4 FINANCIALS)**

**FY 2013 ACTUAL THROUGH PROJECTION TO FY 2020**

**DISTRICT MANAGED ACTIVITY BUDGET CENTER: VOCAL MUSIC CENTER MIDDLE SCHOOL - 9837**

Function	Object	Description	Fiscal Year 2013 Actual	Fiscal Year 2014 Actual	Fiscal Year 2015 Actual	Fiscal Year 2016 Actual	Fiscal Year 2017 Budget	Fiscal Year 2018 Projection	Fiscal Year 2019 Projection	Fiscal Year 2020 Projection
<b>Revenues:</b>										
		<b>From Local Sources:</b>								
		Extracurricular	\$0	\$0	\$14,198	\$10,096	\$0	\$0	\$0	\$0
		Other Local Revenues	0	0	104	0	0	0	0	0
<b>Total Revenues</b>			<b>0</b>	<b>0</b>	<b>14,302</b>	<b>10,096</b>	<b>0</b>	<b>0</b>	<b>0</b>	<b>0</b>
<b>Extracurricular Activities</b>										
		<b>Purchase Services</b>								
	490	Other Purchased Services	0	0	0	972	0	0	0	0
		<b>Supplies and Materials</b>								
	590	Other Supplies and Materials	0	0	0	10,943	0	0	0	0
		<b>Other Objects</b>								
	891	Student Activity Payments	0	0	12,095	28	0	0	0	0
<b>Total Expenditures</b>			<b>0</b>	<b>0</b>	<b>12,095</b>	<b>11,943</b>	<b>0</b>	<b>0</b>	<b>0</b>	<b>0</b>
<b>Excess of Revenues Over / (Under) Expenditures</b>			<b>0</b>	<b>0</b>	<b>2,207</b>	<b>(1,847)</b>	<b>0</b>	<b>0</b>	<b>0</b>	<b>0</b>
<b>Other Financing Sources / (Uses):</b>										
		<b>Other Financing Uses</b>								
	910	Transfers Out	0	0	0	0	(686)	0	0	0
	911	Transfers In	0	326	0	0	0	0	0	0
<b>Total Other Financing Sources / (Uses)</b>			<b>0</b>	<b>326</b>	<b>0</b>	<b>0</b>	<b>(686)</b>	<b>0</b>	<b>0</b>	<b>0</b>
<b>Net Change in Fund Balance</b>			<b>0</b>	<b>326</b>	<b>2,207</b>	<b>(1,847)</b>	<b>(686)</b>	<b>0</b>	<b>0</b>	<b>0</b>
<b>Cash Balance at Beginning of Fiscal Year</b>			<b>0</b>	<b>0</b>	<b>326</b>	<b>2,533</b>	<b>686</b>	<b>0</b>	<b>0</b>	<b>0</b>
<b>Cash Balance at End of Fiscal Year</b>			<b>0</b>	<b>326</b>	<b>2,533</b>	<b>686</b>	<b>0</b>	<b>0</b>	<b>0</b>	<b>0</b>
<b>Year End Encumbrances Appropriated</b>			<b>0</b>	<b>0</b>	<b>27</b>	<b>0</b>	<b>0</b>	<b>0</b>	<b>0</b>	<b>0</b>
<b>Unencumbered Fund Balance at End of Fiscal Year</b>			<b>\$0</b>	<b>\$326</b>	<b>\$2,506</b>	<b>\$686</b>	<b>\$0</b>	<b>\$0</b>	<b>\$0</b>	<b>\$0</b>

**STRONGSVILLE CITY SCHOOL DISTRICT**  
**CUYAHOGA COUNTY, OH**

*DISTRICT MANAGED ACTIVITY - DEPARTMENTAL STATEMENT OF REVENUES AND EXPENDITURES (LEVEL 4 FINANCIALS)*  
*FY 2013 ACTUAL THROUGH PROJECTION TO FY 2020*

**DISTRICT MANAGED ACTIVITY BUDGET CENTER: ATHLETICS CENTER MIDDLE SCHOOL - 9859**

			Fiscal Year 2013 Actual	Fiscal Year 2014 Actual	Fiscal Year 2015 Actual	Fiscal Year 2016 Actual	Fiscal Year 2017 Budget	Fiscal Year 2018 Projection	Fiscal Year 2019 Projection	Fiscal Year 2020 Projection
Function	Object	Description								
Revenues:										
	From Local Sources:									
		Extracurricular	\$0	\$0	\$16,459	\$14,984	\$0	\$0	\$0	\$0
		Other Local Revenues	0	0	1,040	0	0	0	0	0
Total Revenues			0	0	17,499	14,984	0	0	0	0
Extracurricular Activities										
	Salaries:									
	190	Other Salary and Wages	0	0	1,705	1,995	0	0	0	0
	Purchase Services									
	490	Other Purchased Services	0	0	2,540	1,195	0	0	0	0
	Supplies and Materials									
	590	Other Supplies and Materials	0	0	9,528	11,983	0	0	0	0
	Capital Outlay									
	640	Equipment	0	0	1,019	828	0	0	0	0
	Other Objects									
	889	Other Awards and Prizes	0	0	275	341	0	0	0	0
	891	Student Activity Payments	0	0	1,548	0	0	0	0	0
	Total Other Objects		0	0	1,823	341	0	0	0	0
Total Expenditures			0	0	16,615	16,342	0	0	0	0
Excess of Revenues Over / (Under) Expenditures			0	0	884	(1,358)	0	0	0	0
Other Financing Sources / (Uses):										
	Other Financing Uses									
	910	Transfers Out	0	0	0	0	(7,048)	0	0	0
	911	Transfers In	0	7,572	0	0	0	0	0	0
Total Other Financing Sources / (Uses)			0	7,572	0	0	(7,048)	0	0	0
Net Change in Fund Balance			0	7,572	884	(1,358)	(7,048)	0	0	0
Cash Balance at Beginning of Fiscal Year			0	0	7,572	8,456	7,098	50	50	50
Cash Balance at End of Fiscal Year			0	7,572	8,456	7,098	50	50	50	50
Year End Encumbrances Appropriated			0	0	0	50	50	50	50	50
Unencumbered Fund Balance at End of Fiscal Year			\$0	\$7,572	\$8,456	\$7,048	\$0	\$0	\$0	\$0

**STRONGSVILLE CITY SCHOOL DISTRICT**

**CUYAHOGA COUNTY, OH**

**DISTRICT MANAGED ACTIVITY - DEPARTMENTAL STATEMENT OF REVENUES AND EXPENDITURES (LEVEL 4 FINANCIALS)**

**FY 2013 ACTUAL THROUGH PROJECTION TO FY 2020**

**DISTRICT MANAGED ACTIVITY BUDGET CENTER: X-TREME TEAM CENTER MIDDLE SCHOOL - 9875**

Function	Object	Description	Fiscal Year 2013 Actual	Fiscal Year 2014 Actual	Fiscal Year 2015 Actual	Fiscal Year 2016 Actual	Fiscal Year 2017 Budget	Fiscal Year 2018 Projection	Fiscal Year 2019 Projection	Fiscal Year 2020 Projection
<b>Revenues:</b>										
	<b>From Local Sources:</b>									
		Extracurricular	\$0	\$0	\$90	\$0	\$0	\$0	\$0	\$0
<b>Total Revenues</b>			<b>0</b>	<b>0</b>	<b>90</b>	<b>0</b>	<b>0</b>	<b>0</b>	<b>0</b>	<b>0</b>
<i>Extracurricular Activities</i>										
	<i>Supplies and Materials</i>									
	590	Other Supplies and Materials	0	0	0	242	0	0	0	0
	<i>Other Objects</i>									
	891	Student Activity Payments	0	0	93	0	0	0	0	0
<b>Total Expenditures</b>			<b>0</b>	<b>0</b>	<b>93</b>	<b>242</b>	<b>0</b>	<b>0</b>	<b>0</b>	<b>0</b>
<b>Excess of Revenues Over / (Under) Expenditures</b>			<b>0</b>	<b>0</b>	<b>(3)</b>	<b>(242)</b>	<b>0</b>	<b>0</b>	<b>0</b>	<b>0</b>
<b>Other Financing Sources / (Uses):</b>										
	<i>Other Financing Uses</i>									
	910	Transfers Out	0	0	0	0	(1)	0	0	0
	911	Transfers In	0	0	246	0	0	0	0	0
<b>Total Other Financing Sources / (Uses)</b>			<b>0</b>	<b>0</b>	<b>246</b>	<b>0</b>	<b>(1)</b>	<b>0</b>	<b>0</b>	<b>0</b>
<b>Net Change in Fund Balance</b>			<b>0</b>	<b>0</b>	<b>243</b>	<b>(242)</b>	<b>(1)</b>	<b>0</b>	<b>0</b>	<b>0</b>
Cash Balance at Beginning of Fiscal Year			0	0	0	243	1	0	0	0
Cash Balance at End of Fiscal Year			0	0	243	1	0	0	0	0
Year End Encumbrances Appropriated			0	0	0	0	0	0	0	0
<b>Unencumbered Fund Balance at End of Fiscal Year</b>			<b>\$0</b>	<b>\$0</b>	<b>\$243</b>	<b>\$1</b>	<b>\$0</b>	<b>\$0</b>	<b>\$0</b>	<b>\$0</b>

**STRONGSVILLE CITY SCHOOL DISTRICT**

**CUYAHOGA COUNTY, OH**

**DISTRICT MANAGED ACTIVITY - DEPARTMENTAL STATEMENT OF REVENUES AND EXPENDITURES (LEVEL 4 FINANCIALS)**

**FY 2013 ACTUAL THROUGH PROJECTION TO FY 2020**

**DISTRICT MANAGED ACTIVITY BUDGET CENTER: MAGIC TEAM CENTER MIDDLE SCHOOL - 9880**

Function	Object	Description	Fiscal Year 2013 Actual	Fiscal Year 2014 Actual	Fiscal Year 2015 Actual	Fiscal Year 2016 Actual	Fiscal Year 2017 Budget	Fiscal Year 2018 Projection	Fiscal Year 2019 Projection	Fiscal Year 2020 Projection
<b>Revenues:</b>										
		<b>From Local Sources:</b>								
		Extracurricular	\$0	\$0	\$642	\$780	\$0	\$0	\$0	\$0
		Other Local Revenues	0	0	0	5	0	0	0	0
<b>Total Revenues</b>			<b>0</b>	<b>0</b>	<b>642</b>	<b>785</b>	<b>0</b>	<b>0</b>	<b>0</b>	<b>0</b>
<b>Extracurricular Activities</b>										
		<b>Supplies and Materials</b>								
	510	General Supplies	0	0	0	468	0	0	0	0
		<b>Other Objects</b>								
	889	Other Awards and Prizes	0	0	0	1,493	0	0	0	0
	891	Student Activity Payments	0	0	899	0	0	0	0	0
		<b>Total Other Objects</b>	<b>0</b>	<b>0</b>	<b>899</b>	<b>1,493</b>	<b>0</b>	<b>0</b>	<b>0</b>	<b>0</b>
<b>Total Expenditures</b>			<b>0</b>	<b>0</b>	<b>899</b>	<b>1,961</b>	<b>0</b>	<b>0</b>	<b>0</b>	<b>0</b>
<b>Excess of Revenues Over / (Under) Ependitures</b>			<b>0</b>	<b>0</b>	<b>(257)</b>	<b>(1,176)</b>	<b>0</b>	<b>0</b>	<b>0</b>	<b>0</b>
<b>Other Financing Sources / (Uses):</b>										
		<b>Other Financing Uses</b>								
	910	Transfers Out	0	0	0	0	(1)	0	0	0
	911	Transfers In	0	0	1,434	0	0	0	0	0
<b>Total Other Financing Sources / (Uses)</b>			<b>0</b>	<b>0</b>	<b>1,434</b>	<b>0</b>	<b>(1)</b>	<b>0</b>	<b>0</b>	<b>0</b>
<b>Net Change in Fund Balance</b>			<b>0</b>	<b>0</b>	<b>1,177</b>	<b>(1,176)</b>	<b>(1)</b>	<b>0</b>	<b>0</b>	<b>0</b>
<b>Cash Balance at Beginning of Fiscal Year</b>			<b>0</b>	<b>0</b>	<b>0</b>	<b>1,177</b>	<b>1</b>	<b>0</b>	<b>0</b>	<b>0</b>
<b>Cash Balance at End of Fiscal Year</b>			<b>0</b>	<b>0</b>	<b>1,177</b>	<b>1</b>	<b>0</b>	<b>0</b>	<b>0</b>	<b>0</b>
<b>Year End Encumbrances Appropriated</b>			<b>0</b>	<b>0</b>	<b>0</b>	<b>0</b>	<b>0</b>	<b>0</b>	<b>0</b>	<b>0</b>
<b>Unencumbered Fund Balance at End of Fiscal Year</b>			<b>\$0</b>	<b>\$0</b>	<b>\$1,177</b>	<b>\$1</b>	<b>\$0</b>	<b>\$0</b>	<b>\$0</b>	<b>\$0</b>

**STRONGSVILLE CITY SCHOOL DISTRICT**

**CUYAHOGA COUNTY, OH**

**DISTRICT MANAGED ACTIVITY - DEPARTMENTAL STATEMENT OF REVENUES AND EXPENDITURES (LEVEL 4 FINANCIALS)**

**FY 2013 ACTUAL THROUGH PROJECTION TO FY 2020**

**DISTRICT MANAGED ACTIVITY BUDGET CENTER: RULERS TEAM CENTER MIDDLE SCHOOL - 9881**

			Fiscal Year 2013 Actual	Fiscal Year 2014 Actual	Fiscal Year 2015 Actual	Fiscal Year 2016 Actual	Fiscal Year 2017 Budget	Fiscal Year 2018 Projection	Fiscal Year 2019 Projection	Fiscal Year 2020 Projection
Function	Object	Description								
Revenues:										
	From Local Sources:									
		Extracurricular	\$0	\$0	\$2,190	\$1,779	\$0	\$0	\$0	\$0
Total Revenues			0	0	2,190	1,779	0	0	0	0
Extracurricular Activities										
	Supplies and Materials									
	590	Other Supplies and Materials	0	0	0	384	0	0	0	0
	Other Objects									
	889	Other Awards and Prizes	0	0	0	938	0	0	0	0
	891	Student Activity Payments	0	0	1,948	702	0	0	0	0
	Total Other Objects		0	0	1,948	1,640	0	0	0	0
Total Expenditures			0	0	1,948	2,024	0	0	0	0
Excess of Revenues Over / (Under) Expenditures			0	0	242	(245)	0	0	0	0
Other Financing Sources / (Uses):										
	Other Financing Uses									
	910	Transfers Out	0	0	0	0	(3)	0	0	0
	911	Transfers In	0	0	6	0	0	0	0	0
Total Other Financing Sources / (Uses)			0	0	6	0	(3)	0	0	0
Net Change in Fund Balance			0	0	248	(245)	(3)	0	0	0
Cash Balance at Beginning of Fiscal Year			0	0	0	248	3	0	0	0
Cash Balance at End of Fiscal Year			0	0	248	3	0	0	0	0
Year End Encumbrances Appropriated			0	0	0	0	0	0	0	0
Unencumbered Fund Balance at End of Fiscal Year			\$0	\$0	\$248	\$3	\$0	\$0	\$0	\$0



**STRONGSVILLE CITY SCHOOL DISTRICT**

**CUYAHOGA COUNTY, OH**

**DISTRICT MANAGED ACTIVITY - DEPARTMENTAL STATEMENT OF REVENUES AND EXPENDITURES (LEVEL 4 FINANCIALS)**

**FY 2013 ACTUAL THROUGH PROJECTION TO FY 2020**

**DISTRICT MANAGED ACTIVITY BUDGET CENTER: PHYS ED CENTER MIDDLE SCHOOL - 9890**

Function	Object	Description	Fiscal Year 2013 Actual	Fiscal Year 2014 Actual	Fiscal Year 2015 Actual	Fiscal Year 2016 Actual	Fiscal Year 2017 Budget	Fiscal Year 2018 Projection	Fiscal Year 2019 Projection	Fiscal Year 2020 Projection
<b>Revenues:</b>										
		<b>From Local Sources:</b>								
		Extracurricular	\$0	\$0	\$0	\$405	\$0	\$0	\$0	\$0
		Other Local Revenues	0	0	1,936	2,245	0	0	0	0
<b>Total Revenues</b>			<b>0</b>	<b>0</b>	<b>1,936</b>	<b>2,650</b>	<b>0</b>	<b>0</b>	<b>0</b>	<b>0</b>
<b>Extracurricular Activities</b>										
		<b>Supplies and Materials</b>								
	590	Other Supplies and Materials	0	0	0	15	0	0	0	0
		<b>Capital Outlay</b>								
	640	Equipment	0	0	0	1,168	166	0	0	0
		<b>Other Objects</b>								
	890	Other Misc. Expenditures	0	0	476	0	0	0	0	0
<b>Total Expenditures</b>			<b>0</b>	<b>0</b>	<b>476</b>	<b>1,183</b>	<b>166</b>	<b>0</b>	<b>0</b>	<b>0</b>
<b>Excess of Revenues Over / (Under) Expenditures</b>			<b>0</b>	<b>0</b>	<b>1,460</b>	<b>1,467</b>	<b>(166)</b>	<b>0</b>	<b>0</b>	<b>0</b>
<b>Other Financing Sources / (Uses):</b>										
		<b>Other Financing Uses</b>								
	910	Transfers Out	0	0	0	0	(7,057)	0	0	0
	911	Transfers In	0	0	0	4,352	0	0	0	0
<b>Total Other Financing Sources / (Uses)</b>			<b>0</b>	<b>0</b>	<b>0</b>	<b>4,352</b>	<b>(7,057)</b>	<b>0</b>	<b>0</b>	<b>0</b>
<b>Net Change in Fund Balance</b>			<b>0</b>	<b>0</b>	<b>1,460</b>	<b>5,819</b>	<b>(7,223)</b>	<b>0</b>	<b>0</b>	<b>0</b>
<b>Cash Balance at Beginning of Fiscal Year</b>			<b>0</b>	<b>0</b>	<b>0</b>	<b>1,460</b>	<b>7,279</b>	<b>56</b>	<b>56</b>	<b>56</b>
<b>Cash Balance at End of Fiscal Year</b>			<b>0</b>	<b>0</b>	<b>1,460</b>	<b>7,279</b>	<b>56</b>	<b>56</b>	<b>56</b>	<b>56</b>
<b>Year End Encumbrances Appropriated</b>			<b>0</b>	<b>0</b>	<b>0</b>	<b>56</b>	<b>56</b>	<b>56</b>	<b>56</b>	<b>56</b>
<b>Unencumbered Fund Balance at End of Fiscal Year</b>			<b>\$0</b>	<b>\$0</b>	<b>\$1,460</b>	<b>\$7,223</b>	<b>\$0</b>	<b>\$0</b>	<b>\$0</b>	<b>\$0</b>

**STRONGSVILLE CITY SCHOOL DISTRICT**  
**CUYAHOGA COUNTY, OH**

*DISTRICT MANAGED ACTIVITY - DEPARTMENTAL STATEMENT OF REVENUES AND EXPENDITURES (LEVEL 4 FINANCIALS)*  
*FY 2013 ACTUAL THROUGH PROJECTION TO FY 2020*  
**DISTRICT MANAGED ACTIVITY BUDGET CENTER: INSTRUMENTAL UNIFORM FUND STRONGSVILLE HIGH SCHOOL - 9901**

			Fiscal Year 2013 Actual	Fiscal Year 2014 Actual	Fiscal Year 2015 Actual	Fiscal Year 2016 Actual	Fiscal Year 2017 Budget	Fiscal Year 2018 Projection	Fiscal Year 2019 Projection	Fiscal Year 2020 Projection
Function	Object	Description								
Revenues:										
	From Local Sources:									
	Extracurricular		\$13,825	\$11,477	\$11,353	\$9,699	\$4,000	\$4,000	\$4,000	\$4,000
	Other Local Revenues		0	0	0	0	100	100	100	100
Total Revenues			13,825	11,477	11,353	9,699	4,100	4,100	4,100	4,100
Extracurricular Activities										
	Purchase Services									
490	Other	Purchased Services	6,372	2,533	4,610	4,468	10,000	6,000	6,000	4,000
Supplies and Materials										
590	Other	Supplies and Materials	2,860	2,567	5,155	942	10,000	5,000	5,000	3,500
Capital Outlay										
640	Equipment		0	0	0	0	500	500	500	500
Other Objects										
891	Student	Activity Payments	0	0	0	890	0	0	0	0
Total Expenditures			9,232	5,100	9,765	6,300	20,500	11,500	11,500	8,000
Net Change in Fund Balance			4,593	6,377	1,588	3,399	(16,400)	(7,400)	(7,400)	(3,900)
Cash Balance at Beginning of Fiscal Year			21,065	25,658	32,035	33,623	37,022	20,622	13,222	5,822
Cash Balance at End of Fiscal Year			25,658	32,035	33,623	37,022	20,622	13,222	5,822	1,922
Year End Encumbrances Appropriated			0	0	0	1,700	1,700	1,700	1,700	1,700
Unencumbered Fund Balance at End of Fiscal Year			\$25,658	\$32,035	\$33,623	\$35,322	\$18,922	\$11,522	\$4,122	\$222

**STRONGSVILLE CITY SCHOOL DISTRICT**  
**CUYAHOGA COUNTY, OH**

DISTRICT MANAGED ACTIVITY - DEPARTMENTAL STATEMENT OF REVENUES AND EXPENDITURES (LEVEL 4 FINANCIALS)  
 FY 2013 ACTUAL THROUGH PROJECTION TO FY 2020  
 DISTRICT MANAGED ACTIVITY BUDGET CENTER: BAND NATIONAL TRIP STRONGSVILLE HIGH SCHOOL - 9902

Function	Object	Description	Fiscal Year 2013 Actual	Fiscal Year 2014 Actual	Fiscal Year 2015 Actual	Fiscal Year 2016 Actual	Fiscal Year 2017 Budget	Fiscal Year 2018 Projection	Fiscal Year 2019 Projection	Fiscal Year 2020 Projection
<b>Revenues:</b>										
		<b>From Local Sources:</b>								
		Extracurricular	\$0	\$0	\$0	\$0	\$0	\$0	\$0	\$0
		Other Local Revenues	0	0	0	0	0	0	0	0
<b>Total Revenues</b>			<b>0</b>	<b>0</b>	<b>0</b>	<b>0</b>	<b>0</b>	<b>0</b>	<b>0</b>	<b>0</b>
<i>Extracurricular Activities</i>										
		<i>Other Objects</i>								
	891	Student Activity Payments	0	0	0	0	0	0	0	0
<b>Total Expenditures</b>			<b>0</b>	<b>0</b>	<b>0</b>	<b>0</b>	<b>0</b>	<b>0</b>	<b>0</b>	<b>0</b>
<b>Excess of Revenues Over / (Under) Expenditures</b>			<b>0</b>	<b>0</b>	<b>0</b>	<b>0</b>	<b>0</b>	<b>0</b>	<b>0</b>	<b>0</b>
<b>Other Financing Sources / (Uses):</b>										
		<i>Other Financing Uses</i>								
	910	Transfers Out	0	0	0	0	(262)	0	0	0
<b>Net Change in Fund Balance</b>			<b>0</b>	<b>0</b>	<b>0</b>	<b>0</b>	<b>(262)</b>	<b>0</b>	<b>0</b>	<b>0</b>
Cash Balance at Beginning of Fiscal Year			262	262	262	262	262	0	0	0
Cash Balance at End of Fiscal Year			262	262	262	262	0	0	0	0
Year End Encumbrances Appropriated			0	0	0	0	0	0	0	0
<b>Unencumbered Fund Balance at End of Fiscal Year</b>			<b>\$262</b>	<b>\$262</b>	<b>\$262</b>	<b>\$262</b>	<b>\$0</b>	<b>\$0</b>	<b>\$0</b>	<b>\$0</b>

**STRONGSVILLE CITY SCHOOL DISTRICT**  
**CUYAHOGA COUNTY, OH**

*DISTRICT MANAGED ACTIVITY - DEPARTMENTAL STATEMENT OF REVENUES AND EXPENDITURES (LEVEL 4 FINANCIALS)*  
*FY 2013 ACTUAL THROUGH PROJECTION TO FY 2020*  
**DISTRICT MANAGED ACTIVITY BUDGET CENTER: CHORAL NATIONAL TRIP STRONGSVILLE HIGH SCHOOL - 9903**

			Fiscal Year 2013 Actual	Fiscal Year 2014 Actual	Fiscal Year 2015 Actual	Fiscal Year 2016 Actual	Fiscal Year 2017 Budget	Fiscal Year 2018 Projection	Fiscal Year 2019 Projection	Fiscal Year 2020 Projection
Function	Object	Description								
Revenues:										
	From Local Sources:									
		Extracurricular	\$0	\$0	\$0	\$0	\$0	\$0	\$0	\$0
		Other Local Revenues	0	0	0	0	0	0	0	0
Total Revenues			0	0	0	0	0	0	0	0
Extracurricular Activities										
	Other Objects									
	891	Student Activity Payments	0	0	0	0	0	0	0	0
Total Expenditures			0	0	0	0	0	0	0	0
Net Change in Fund Balance			0	0	0	0	0	0	0	0
Cash Balance at Beginning of Fiscal Year			357	357	357	357	357	357	357	357
Cash Balance at End of Fiscal Year			357	357	357	357	357	357	357	357
Year End Encumbrances Appropriated			0	0	0	0	0	0	0	0
Unencumbered Fund Balance at End of Fiscal Year			\$357	\$357	\$357	\$357	\$357	\$357	\$357	\$357

**STRONGSVILLE CITY SCHOOL DISTRICT**

**CUYAHOGA COUNTY, OH**

**DISTRICT MANAGED ACTIVITY - DEPARTMENTAL STATEMENT OF REVENUES AND EXPENDITURES (LEVEL 4 FINANCIALS)**

**FY 2013 ACTUAL THROUGH PROJECTION TO FY 2020**

**DISTRICT MANAGED ACTIVITY BUDGET CENTER: CHORAL MUSIC CLOTHING STRONGSVILLE HIGH SCHOOL - 9904**

Function	Object	Description	Fiscal Year 2013 Actual	Fiscal Year 2014 Actual	Fiscal Year 2015 Actual	Fiscal Year 2016 Actual	Fiscal Year 2017 Budget	Fiscal Year 2018 Projection	Fiscal Year 2019 Projection	Fiscal Year 2020 Projection
<b>Revenues:</b>										
		<b>From Local Sources:</b>								
		Extracurricular	\$1,800	\$16,200	\$0	\$0	\$2,000	\$2,000	\$2,000	\$2,000
		Other Local Revenues	0	0	0	0	500	500	500	500
<b>Total Revenues</b>			<b>1,800</b>	<b>16,200</b>	<b>0</b>	<b>0</b>	<b>2,500</b>	<b>2,500</b>	<b>2,500</b>	<b>2,500</b>
<b>Extracurricular Activities</b>										
		<b>Purchase Services</b>								
	490	Other Purchased Services	0	0	0	0	1,000	1,000	1,000	1,000
		<b>Supplies and Materials</b>								
	590	Other Supplies and Materials	0	17,193	(1,037)	0	3,250	1,000	1,000	1,000
		<b>Capital Outlay</b>								
	640	Equipment	0	0	0	0	500	500	500	500
<b>Total Expenditures</b>			<b>0</b>	<b>17,193</b>	<b>(1,037)</b>	<b>0</b>	<b>4,750</b>	<b>2,500</b>	<b>2,500</b>	<b>2,500</b>
<b>Net Change in Fund Balance</b>			<b>1,800</b>	<b>(993)</b>	<b>1,037</b>	<b>0</b>	<b>(2,250)</b>	<b>0</b>	<b>0</b>	<b>0</b>
		Cash Balance at Beginning of Fiscal Year	446	2,246	1,253	2,290	2,290	40	40	40
		Cash Balance at End of Fiscal Year	2,246	1,253	2,290	2,290	40	40	40	40
		Year End Encumbrances Appropriated	0	0	0	0	0	0	0	0
<b>Unencumbered Fund Balance at End of Fiscal Year</b>			<b>\$2,246</b>	<b>\$1,253</b>	<b>\$2,290</b>	<b>\$2,290</b>	<b>\$40</b>	<b>\$40</b>	<b>\$40</b>	<b>\$40</b>

**STRONGSVILLE CITY SCHOOL DISTRICT**

**CUYAHOGA COUNTY, OH**

**DISTRICT MANAGED ACTIVITY - DEPARTMENTAL STATEMENT OF REVENUES AND EXPENDITURES (LEVEL 4 FINANCIALS)**

**FY 2013 ACTUAL THROUGH PROJECTION TO FY 2020**

**DISTRICT MANAGED ACTIVITY BUDGET CENTER: BAND STRONGSVILLE HIGH SCHOOL - 9905**

Function	Object	Description	Fiscal Year 2013 Actual	Fiscal Year 2014 Actual	Fiscal Year 2015 Actual	Fiscal Year 2016 Actual	Fiscal Year 2017 Budget	Fiscal Year 2018 Projection	Fiscal Year 2019 Projection	Fiscal Year 2020 Projection
<b>Revenues:</b>										
		<b>From Local Sources:</b>								
		Extracurricular	\$0	\$0	\$550	\$0	\$500	\$500	\$500	\$500
		Other Local Revenues	0	0	0	0	150	150	150	150
<b>Total Revenues</b>			<b>0</b>	<b>0</b>	<b>550</b>	<b>0</b>	<b>650</b>	<b>650</b>	<b>650</b>	<b>650</b>
<b>Extracurricular Activities</b>										
		<b>Purchase Services</b>								
	490	Other Purchased Services	0	0	0	52	1,000	150	150	150
		<b>Supplies and Materials</b>								
	590	Other Supplies and Materials	0	0	0	0	1,000	500	500	500
		<b>Capital Outlay</b>								
	640	Equipment	0	0	0	0	350	0	0	0
		<b>Other Objects</b>								
	891	Student Activity Payments	0	0	1,561	0	0	0	0	0
<b>Total Expenditures</b>			<b>0</b>	<b>0</b>	<b>1,561</b>	<b>52</b>	<b>2,350</b>	<b>650</b>	<b>650</b>	<b>650</b>
<b>Excess of Revenues Over / (Under) Expenditures</b>			<b>0</b>	<b>0</b>	<b>(1,011)</b>	<b>(52)</b>	<b>(1,700)</b>	<b>0</b>	<b>0</b>	<b>0</b>
<b>Other Financing Sources / (Uses):</b>										
		<b>Other Financing Uses</b>								
	911	Transfers In	0	2,780	0	0	0	0	0	0
<b>Total Other Financing Sources / (Uses)</b>			<b>0</b>	<b>2,780</b>	<b>0</b>	<b>0</b>	<b>0</b>	<b>0</b>	<b>0</b>	<b>0</b>
<b>Net Change in Fund Balance</b>			<b>0</b>	<b>2,780</b>	<b>(1,011)</b>	<b>(52)</b>	<b>(1,700)</b>	<b>0</b>	<b>0</b>	<b>0</b>
		Cash Balance at Beginning of Fiscal Year	0	0	2,780	1,769	1,717	17	17	17
		Cash Balance at End of Fiscal Year	0	2,780	1,769	1,717	17	17	17	17
		Year End Encumbrances Appropriated	0	0	0	0	0	0	0	0
<b>Unencumbered Fund Balance at End of Fiscal Year</b>			<b>\$0</b>	<b>\$2,780</b>	<b>\$1,769</b>	<b>\$1,717</b>	<b>\$17</b>	<b>\$17</b>	<b>\$17</b>	<b>\$17</b>

**STRONGSVILLE CITY SCHOOL DISTRICT**

**CUYAHOGA COUNTY, OH**

**DISTRICT MANAGED ACTIVITY - DEPARTMENTAL STATEMENT OF REVENUES AND EXPENDITURES (LEVEL 4 FINANCIALS)**

**FY 2013 ACTUAL THROUGH PROJECTION TO FY 2020**

**DISTRICT MANAGED ACTIVITY BUDGET CENTER: DRAMA CLUB STRONGSVILLE HIGH SCHOOL - 9906**

Function	Object	Description	Fiscal Year 2013 Actual	Fiscal Year 2014 Actual	Fiscal Year 2015 Actual	Fiscal Year 2016 Actual	Fiscal Year 2017 Budget	Fiscal Year 2018 Projection	Fiscal Year 2019 Projection	Fiscal Year 2020 Projection
<b>Revenues:</b>										
		<b>From Local Sources:</b>								
		Extracurricular	\$0	\$0	\$0	\$0	\$2,100	\$2,100	\$2,100	\$2,100
<b>Total Revenues</b>			<b>0</b>	<b>0</b>	<b>0</b>	<b>0</b>	<b>2,100</b>	<b>2,100</b>	<b>2,100</b>	<b>2,100</b>
<i>Extracurricular Activities</i>										
		<i>Purchase Services</i>								
	490	Other Purchased Services	0	0	0	0	1,200	1,100	1,100	1,100
		<i>Supplies and Materials</i>								
	590	Other Supplies and Materials	0	0	0	0	5,500	1,000	1,000	1,000
		<i>Capital Outlay</i>								
	640	Equipment	0	0	0	0	1,000	0	0	0
<b>Total Expenditures</b>			<b>0</b>	<b>0</b>	<b>0</b>	<b>0</b>	<b>7,700</b>	<b>2,100</b>	<b>2,100</b>	<b>2,100</b>
<b>Excess of Revenues Over / (Under) Expenditures</b>			<b>0</b>	<b>0</b>	<b>0</b>	<b>0</b>	<b>(5,600)</b>	<b>0</b>	<b>0</b>	<b>0</b>
<b>Other Financing Sources / (Uses):</b>										
		<i>Other Financing Uses</i>								
	911	Transfers In	0	5,613	0	0	0	0	0	0
<b>Total Other Financing Sources / (Uses)</b>			<b>0</b>	<b>5,613</b>	<b>0</b>	<b>0</b>	<b>0</b>	<b>0</b>	<b>0</b>	<b>0</b>
<b>Net Change in Fund Balance</b>			<b>0</b>	<b>5,613</b>	<b>0</b>	<b>0</b>	<b>(5,600)</b>	<b>0</b>	<b>0</b>	<b>0</b>
Cash Balance at Beginning of Fiscal Year			0	0	5,613	5,613	5,613	13	13	13
Cash Balance at End of Fiscal Year			0	5,613	5,613	5,613	13	13	13	13
Year End Encumbrances Appropriated			0	0	0	0	0	0	0	0
<b>Unencumbered Fund Balance at End of Fiscal Year</b>			<b>\$0</b>	<b>\$5,613</b>	<b>\$5,613</b>	<b>\$5,613</b>	<b>\$13</b>	<b>\$13</b>	<b>\$13</b>	<b>\$13</b>

**STRONGSVILLE CITY SCHOOL DISTRICT**

**CUYAHOGA COUNTY, OH**

**DISTRICT MANAGED ACTIVITY - DEPARTMENTAL STATEMENT OF REVENUES AND EXPENDITURES (LEVEL 4 FINANCIALS)**

**FY 2013 ACTUAL THROUGH PROJECTION TO FY 2020**

**DISTRICT MANAGED ACTIVITY BUDGET CENTER: ASAP CLUB STRONGSVILLE HIGH SCHOOL - 9907**

Function	Object	Description	Fiscal Year 2013 Actual	Fiscal Year 2014 Actual	Fiscal Year 2015 Actual	Fiscal Year 2016 Actual	Fiscal Year 2017 Budget	Fiscal Year 2018 Projection	Fiscal Year 2019 Projection	Fiscal Year 2020 Projection
<b>Revenues:</b>										
		<b>From Local Sources:</b>								
		Extracurricular	\$0	\$0	\$0	\$135	\$600	\$600	\$600	\$600
		Other Local Revenues	0	0	124	0	150	150	150	150
<b>Total Revenues</b>			<b>0</b>	<b>0</b>	<b>124</b>	<b>135</b>	<b>750</b>	<b>750</b>	<b>750</b>	<b>750</b>
<b>Extracurricular Activities</b>										
		<b>Purchase Services</b>								
	490	Other Purchased Services	0	0	0	0	100	100	100	100
		<b>Supplies and Materials</b>								
	590	Other Supplies and Materials	0	0	0	134	775	500	500	500
		<b>Capital Outlay</b>								
	640	Equipment	0	0	0	0	25	25	25	25
		<b>Other Objects</b>								
	891	Student Activity Payments	0	0	96	0	75	75	75	75
<b>Total Expenditures</b>			<b>0</b>	<b>0</b>	<b>96</b>	<b>134</b>	<b>975</b>	<b>700</b>	<b>700</b>	<b>700</b>
<b>Excess of Revenues Over / (Under) Expenditures</b>			<b>0</b>	<b>0</b>	<b>28</b>	<b>1</b>	<b>(225)</b>	<b>50</b>	<b>50</b>	<b>50</b>
<b>Other Financing Sources / (Uses):</b>										
		<b>Other Financing Uses</b>								
	911	Transfers In	0	0	210	0	0	0	0	0
<b>Total Other Financing Sources / (Uses)</b>			<b>0</b>	<b>0</b>	<b>210</b>	<b>0</b>	<b>0</b>	<b>0</b>	<b>0</b>	<b>0</b>
<b>Net Change in Fund Balance</b>			<b>0</b>	<b>0</b>	<b>238</b>	<b>1</b>	<b>(225)</b>	<b>50</b>	<b>50</b>	<b>50</b>
Cash Balance at Beginning of Fiscal Year			0	0	0	238	239	14	64	114
Cash Balance at End of Fiscal Year			0	0	238	239	14	64	114	164
Year End Encumbrances Appropriated			0	0	0	0	0	0	0	0
<b>Unencumbered Fund Balance at End of Fiscal Year</b>			<b>\$0</b>	<b>\$0</b>	<b>\$238</b>	<b>\$239</b>	<b>\$14</b>	<b>\$64</b>	<b>\$114</b>	<b>\$164</b>



**STRONGSVILLE CITY SCHOOL DISTRICT**

**CUYAHOGA COUNTY, OH**

**DISTRICT MANAGED ACTIVITY - DEPARTMENTAL STATEMENT OF REVENUES AND EXPENDITURES (LEVEL 4 FINANCIALS)**

**FY 2013 ACTUAL THROUGH PROJECTION TO FY 2020**

**DISTRICT MANAGED ACTIVITY BUDGET CENTER: SEAC CLUB STRONGSVILLE HIGH SCHOOL - 9908**

Function	Object	Description	Fiscal Year 2013 Actual	Fiscal Year 2014 Actual	Fiscal Year 2015 Actual	Fiscal Year 2016 Actual	Fiscal Year 2017 Budget	Fiscal Year 2018 Projection	Fiscal Year 2019 Projection	Fiscal Year 2020 Projection
<b>Revenues:</b>										
		<b>From Local Sources:</b>								
		Extracurricular	\$0	\$0	\$0	\$0	\$3,000	\$3,000	\$3,000	\$3,000
		Other Local Revenues	0	0	0	1,897	2,000	2,000	2,000	2,000
<b>Total Revenues</b>			<b>0</b>	<b>0</b>	<b>0</b>	<b>1,897</b>	<b>5,000</b>	<b>5,000</b>	<b>5,000</b>	<b>5,000</b>
<b>Extracurricular Activities</b>										
		<b>Purchase Services</b>								
	490	Other Purchased Services	0	0	0	0	1,000	500	500	500
		<b>Supplies and Materials</b>								
	590	Other Supplies and Materials	0	0	0	0	2,500	500	500	500
		<b>Other Objects</b>								
	881	Scholarships	0	0	0	2,500	5,000	3,500	3,500	3,500
	883	Mememrials	0	0	0	0	500	500	500	500
	889	Other Awards and Prizes	0	0	0	0	50	0	0	0
		<b>Total Other Objects</b>	<b>0</b>	<b>0</b>	<b>0</b>	<b>2,500</b>	<b>5,550</b>	<b>4,000</b>	<b>4,000</b>	<b>4,000</b>
<b>Total Expenditures</b>			<b>0</b>	<b>0</b>	<b>0</b>	<b>2,500</b>	<b>9,050</b>	<b>5,000</b>	<b>5,000</b>	<b>5,000</b>
<b>Excess of Revenues Over / (Under) Ependitures</b>			<b>0</b>	<b>0</b>	<b>0</b>	<b>(603)</b>	<b>(4,050)</b>	<b>0</b>	<b>0</b>	<b>0</b>
<b>Other Financing Sources / (Uses):</b>										
		<b>Other Financing Uses</b>								
	911	Transfers In	0	0	0	4,745	0	0	0	0
<b>Total Other Financing Sources / (Uses)</b>			<b>0</b>	<b>0</b>	<b>0</b>	<b>4,745</b>	<b>0</b>	<b>0</b>	<b>0</b>	<b>0</b>
<b>Net Change in Fund Balance</b>			<b>0</b>	<b>0</b>	<b>0</b>	<b>4,142</b>	<b>(4,050)</b>	<b>0</b>	<b>0</b>	<b>0</b>
		Cash Balance at Beginning of Fiscal Year	0	0	0	0	4,142	92	92	92
		Cash Balance at End of Fiscal Year	0	0	0	4,142	92	92	92	92
		Year End Encumbrances Appropriated	0	0	0	0	0	0	0	0
<b>Unencumbered Fund Balance at End of Fiscal Year</b>			<b>\$0</b>	<b>\$0</b>	<b>\$0</b>	<b>\$4,142</b>	<b>\$92</b>	<b>\$92</b>	<b>\$92</b>	<b>\$92</b>

**STRONGSVILLE CITY SCHOOL DISTRICT**  
**CUYAHOGA COUNTY, OH**

*DISTRICT MANAGED ACTIVITY - DEPARTMENTAL STATEMENT OF REVENUES AND EXPENDITURES (LEVEL 4 FINANCIALS)*

*FY 2013 ACTUAL THROUGH PROJECTION TO FY 2020*

***DISTRICT MANAGED ACTIVITY BUDGET CENTER: SKI CLUB CLUB STRONGSVILLE HIGH SCHOOL - 9910***

Function	Object	Description	Fiscal Year 2013 Actual	Fiscal Year 2014 Actual	Fiscal Year 2015 Actual	Fiscal Year 2016 Actual	Fiscal Year 2017 Budget	Fiscal Year 2018 Projection	Fiscal Year 2019 Projection	Fiscal Year 2020 Projection
<b>Revenues:</b>										
		<b>From Local Sources:</b>								
		Extracurricular	\$0	\$0	\$6,208	\$11,864	\$20,000	\$20,000	\$20,000	\$20,000
		Other Local Revenues	0	0	0	0	0	0	0	0
<b>Total Revenues</b>			<b>0</b>	<b>0</b>	<b>6,208</b>	<b>11,864</b>	<b>20,000</b>	<b>20,000</b>	<b>20,000</b>	<b>20,000</b>
<b>Extracurricular Activities</b>										
		<b>Purchase Services</b>								
	490	Other Purchased Services	0	0	0	11,914	20,000	20,000	20,000	20,000
		<b>Supplies and Materials</b>								
	590	Other Supplies and Materials	0	0	0	0	670	0	0	0
		<b>Other Objects</b>								
	891	Student Activity Payments	0	0	6,402	0	0	0	0	0
<b>Total Expenditures</b>			<b>0</b>	<b>0</b>	<b>6,402</b>	<b>11,914</b>	<b>20,670</b>	<b>20,000</b>	<b>20,000</b>	<b>20,000</b>
<b>Excess of Revenues Over / (Under) Ependitures</b>			<b>0</b>	<b>0</b>	<b>(194)</b>	<b>(50)</b>	<b>(670)</b>	<b>0</b>	<b>0</b>	<b>0</b>
<b>Other Financing Sources / (Uses):</b>										
		<b>Other Financing Uses</b>								
	911	Transfers In	0	944	0	0	0	0	0	0
<b>Total Other Financing Sources / (Uses)</b>			<b>0</b>	<b>944</b>	<b>0</b>	<b>0</b>	<b>0</b>	<b>0</b>	<b>0</b>	<b>0</b>
<b>Net Change in Fund Balance</b>			<b>0</b>	<b>944</b>	<b>(194)</b>	<b>(50)</b>	<b>(670)</b>	<b>0</b>	<b>0</b>	<b>0</b>
Cash Balance at Beginning of Fiscal Year			0	0	944	750	700	30	30	30
Cash Balance at End of Fiscal Year			0	944	750	700	30	30	30	30
Year End Encumbrances Appropriated			0	0	0	0	0	0	0	0
<b>Unencumbered Fund Balance at End of Fiscal Year</b>			<b>\$0</b>	<b>\$944</b>	<b>\$750</b>	<b>\$700</b>	<b>\$30</b>	<b>\$30</b>	<b>\$30</b>	<b>\$30</b>

**STRONGSVILLE CITY SCHOOL DISTRICT**

**CUYAHOGA COUNTY, OH**

**DISTRICT MANAGED ACTIVITY - DEPARTMENTAL STATEMENT OF REVENUES AND EXPENDITURES (LEVEL 4 FINANCIALS)**

**FY 2013 ACTUAL THROUGH PROJECTION TO FY 2020**

**DISTRICT MANAGED ACTIVITY BUDGET CENTER: BOYS LACROSSE FUND STRONGSVILLE HIGH SCHOOL - 9911**

Function	Object	Description	Fiscal Year 2013 Actual	Fiscal Year 2014 Actual	Fiscal Year 2015 Actual	Fiscal Year 2016 Actual	Fiscal Year 2017 Budget	Fiscal Year 2018 Projection	Fiscal Year 2019 Projection	Fiscal Year 2020 Projection
<b>Revenues:</b>										
		<b>From Local Sources:</b>								
		Extracurricular	\$0	\$0	\$0	\$0	\$6,000	\$6,000	\$6,000	\$6,000
		Other Local Revenues	0	0	0	1,332	1,000	1,000	1,000	1,000
<b>Total Revenues</b>			<b>0</b>	<b>0</b>	<b>0</b>	<b>1,332</b>	<b>7,000</b>	<b>7,000</b>	<b>7,000</b>	<b>7,000</b>
<b>Extracurricular Activities</b>										
		<b>Purchase Services</b>								
	490	Other Purchased Services	0	0	0	0	1,500	1,500	1,500	1,500
		<b>Supplies and Materials</b>								
	590	Other Supplies and Materials	0	0	0	0	4,500	4,500	4,500	4,500
		<b>Capital Outlay</b>								
	640	Equipment	0	0	0	0	1,000	1,000	1,000	1,000
<b>Total Expenditures</b>			<b>0</b>	<b>0</b>	<b>0</b>	<b>0</b>	<b>7,000</b>	<b>7,000</b>	<b>7,000</b>	<b>7,000</b>
<b>Net Change in Fund Balance</b>			<b>0</b>	<b>0</b>	<b>0</b>	<b>1,332</b>	<b>0</b>	<b>0</b>	<b>0</b>	<b>0</b>
<b>Cash Balance at Beginning of Fiscal Year</b>			0	0	0	0	1,332	1,332	1,332	1,332
<b>Cash Balance at End of Fiscal Year</b>			0	0	0	1,332	1,332	1,332	1,332	1,332
<b>Year End Encumbrances Appropriated</b>			0	0	0	0	0	0	0	0
<b>Unencumbered Fund Balance at End of Fiscal Year</b>			<b>\$0</b>	<b>\$0</b>	<b>\$0</b>	<b>\$1,332</b>	<b>\$1,332</b>	<b>\$1,332</b>	<b>\$1,332</b>	<b>\$1,332</b>

**STRONGSVILLE CITY SCHOOL DISTRICT**  
**CUYAHOGA COUNTY, OH**

DISTRICT MANAGED ACTIVITY - DEPARTMENTAL STATEMENT OF REVENUES AND EXPENDITURES (LEVEL 4 FINANCIALS)  
 FY 2013 ACTUAL THROUGH PROJECTION TO FY 2020  
 DISTRICT MANAGED ACTIVITY BUDGET CENTER: GIRLS LACROSSE FUND STRONGSVILLE HIGH SCHOOL - 9912

Function	Object	Description	Fiscal Year 2013 Actual	Fiscal Year 2014 Actual	Fiscal Year 2015 Actual	Fiscal Year 2016 Actual	Fiscal Year 2017 Budget	Fiscal Year 2018 Projection	Fiscal Year 2019 Projection	Fiscal Year 2020 Projection
<b>Revenues:</b>										
		<b>From Local Sources:</b>								
		Extracurricular	\$0	\$0	\$0	\$3,536	\$6,000	\$6,000	\$6,000	\$6,000
		Other Local Revenues	0	0	0	114	1,000	1,000	1,000	1,000
<b>Total Revenues</b>			<b>0</b>	<b>0</b>	<b>0</b>	<b>3,650</b>	<b>7,000</b>	<b>7,000</b>	<b>7,000</b>	<b>7,000</b>
<b>Extracurricular Activities</b>										
		<b>Purchase Services</b>								
	490	Other Purchased Services	0	0	0	0	1,500	1,500	1,500	1,500
		<b>Supplies and Materials</b>								
	590	Other Supplies and Materials	0	0	0	3,337	4,500	4,500	4,500	4,500
		<b>Capital Outlay</b>								
	640	Equipment	0	0	0	0	1,000	1,000	1,000	1,000
<b>Total Expenditures</b>			<b>0</b>	<b>0</b>	<b>0</b>	<b>3,337</b>	<b>7,000</b>	<b>7,000</b>	<b>7,000</b>	<b>7,000</b>
<b>Net Change in Fund Balance</b>			<b>0</b>	<b>0</b>	<b>0</b>	<b>313</b>	<b>0</b>	<b>0</b>	<b>0</b>	<b>0</b>
<b>Cash Balance at Beginning of Fiscal Year</b>			0	0	0	0	313	313	313	313
<b>Cash Balance at End of Fiscal Year</b>			0	0	0	313	313	313	313	313
<b>Year End Encumbrances Appropriated</b>			0	0	0	0	0	0	0	0
<b>Unencumbered Fund Balance at End of Fiscal Year</b>			<b>\$0</b>	<b>\$0</b>	<b>\$0</b>	<b>\$313</b>	<b>\$313</b>	<b>\$313</b>	<b>\$313</b>	<b>\$313</b>

**STRONGSVILLE CITY SCHOOL DISTRICT**  
**CUYAHOGA COUNTY, OH**

DISTRICT MANAGED ACTIVITY - DEPARTMENTAL STATEMENT OF REVENUES AND EXPENDITURES (LEVEL 4 FINANCIALS)  
 FY 2013 ACTUAL THROUGH PROJECTION TO FY 2020  
 DISTRICT MANAGED ACTIVITY BUDGET CENTER: LEADERSHIP ACADEMY STRONGSVILLE HIGH SCHOOL - 9913

Function	Object	Description	Fiscal Year 2013 Actual	Fiscal Year 2014 Actual	Fiscal Year 2015 Actual	Fiscal Year 2016 Actual	Fiscal Year 2017 Budget	Fiscal Year 2018 Projection	Fiscal Year 2019 Projection	Fiscal Year 2020 Projection
<b>Revenues:</b>										
		<b>From Local Sources:</b>								
		Extracurricular	\$0	\$0	\$0	\$5,364	\$3,000	\$3,000	\$3,000	\$3,000
		Other Local Revenues	0	0	0	31	1,500	1,500	1,500	1,500
<b>Total Revenues</b>			<b>0</b>	<b>0</b>	<b>0</b>	<b>5,395</b>	<b>4,500</b>	<b>4,500</b>	<b>4,500</b>	<b>4,500</b>
<b>Extracurricular Activities</b>										
		<b>Purchase Services</b>								
	490	Other Purchased Services	0	0	0	0	250	250	250	250
		<b>Supplies and Materials</b>								
	590	Other Supplies and Materials	0	0	0	0	500	500	500	500
		<b>Other Objects</b>								
	881	Scholarships	0	0	0	0	1,500	1,500	1,500	1,500
	883	Mememrials	0	0	0	68	2,000	2,000	2,000	2,000
	889	Other Awards and Prizes	0	0	0	0	250	250	250	250
		<b>Total Other Objects</b>	<b>0</b>	<b>0</b>	<b>0</b>	<b>68</b>	<b>3,750</b>	<b>3,750</b>	<b>3,750</b>	<b>3,750</b>
<b>Total Expenditures</b>			<b>0</b>	<b>0</b>	<b>0</b>	<b>68</b>	<b>4,500</b>	<b>4,500</b>	<b>4,500</b>	<b>4,500</b>
<b>Net Change in Fund Balance</b>			<b>0</b>	<b>0</b>	<b>0</b>	<b>5,327</b>	<b>0</b>	<b>0</b>	<b>0</b>	<b>0</b>
		Cash Balance at Beginning of Fiscal Year	0	0	0	0	5,327	5,327	5,327	5,327
		Cash Balance at End of Fiscal Year	0	0	0	5,327	5,327	5,327	5,327	5,327
		Year End Encumbrances Appropriated	0	0	0	0	0	0	0	0
<b>Unencumbered Fund Balance at End of Fiscal Year</b>			<b>\$0</b>	<b>\$0</b>	<b>\$0</b>	<b>\$5,327</b>	<b>\$5,327</b>	<b>\$5,327</b>	<b>\$5,327</b>	<b>\$5,327</b>

**STRONGSVILLE CITY SCHOOL DISTRICT**  
**CUYAHOGA COUNTY, OH**

*DISTRICT MANAGED ACTIVITY - DEPARTMENTAL STATEMENT OF REVENUES AND EXPENDITURES (LEVEL 4 FINANCIALS)*  
*FY 2013 ACTUAL THROUGH PROJECTION TO FY 2020*  
**DISTRICT MANAGED ACTIVITY BUDGET CENTER: FOOTBALL SUMMER CAMP STRONGSVILLE HIGH SCHOOL - 9916**

			Fiscal Year 2013 Actual	Fiscal Year 2014 Actual	Fiscal Year 2015 Actual	Fiscal Year 2016 Actual	Fiscal Year 2017 Budget	Fiscal Year 2018 Projection	Fiscal Year 2019 Projection	Fiscal Year 2020 Projection
Function	Object	Description								
Revenues:										
	From Local Sources:									
		Extracurricular	\$5,572	\$16,320	\$14,810	\$14,310	\$23,000	\$23,000	\$23,000	\$23,000
		Other Local Revenues	175	1,143	100	0	500	500	500	500
Total Revenues			5,747	17,463	14,910	14,310	23,500	23,500	23,500	23,500
Extracurricular Activities										
	Purchase Services									
490		Other Purchased Services	71	3,588	0	4,449	5,000	5,000	5,000	5,000
	Supplies and Materials									
590		Other Supplies and Materials	4,883	6,532	0	2,560	17,500	15,000	15,000	15,000
	Capital Outlay									
640		Equipment	0	0	865	0	2,500	2,500	2,500	2,500
	Other Objects									
883		Mememrials	400	0	0	0	0	0	0	0
891		Student Activity Payments	0	2,748	16,427	10,990	0	0	0	0
	Total Other Objects		400	2,748	16,427	10,990	0	0	0	0
Total Expenditures			5,354	12,868	17,292	17,999	25,000	22,500	22,500	22,500
Net Change in Fund Balance			393	4,595	(2,382)	(3,689)	(1,500)	1,000	1,000	1,000
Cash Balance at Beginning of Fiscal Year			2,646	3,039	7,634	5,252	1,563	63	1,063	2,063
Cash Balance at End of Fiscal Year			3,039	7,634	5,252	1,563	63	1,063	2,063	3,063
Year End Encumbrances Appropriated			0	0	1,000	0	0	0	0	0
Unencumbered Fund Balance at End of Fiscal Year			\$3,039	\$7,634	\$4,252	\$1,563	\$63	\$1,063	\$2,063	\$3,063

**STRONGSVILLE CITY SCHOOL DISTRICT**

**CUYAHOGA COUNTY, OH**

*DISTRICT MANAGED ACTIVITY - DEPARTMENTAL STATEMENT OF REVENUES AND EXPENDITURES (LEVEL 4 FINANCIALS)*

*FY 2013 ACTUAL THROUGH PROJECTION TO FY 2020*

**DISTRICT MANAGED ACTIVITY BUDGET CENTER: BOYS TRACK FUND STRONGSVILLE HIGH SCHOOL - 9920**

Function	Object	Description	Fiscal Year 2013 Actual	Fiscal Year 2014 Actual	Fiscal Year 2015 Actual	Fiscal Year 2016 Actual	Fiscal Year 2017 Budget	Fiscal Year 2018 Projection	Fiscal Year 2019 Projection	Fiscal Year 2020 Projection
<b>Revenues:</b>										
		<b>From Local Sources:</b>								
		Extracurricular	\$0	\$0	\$13,631	\$15,530	\$16,000	\$16,000	\$16,000	\$16,000
		Other Local Revenues	225	0	0	0	500	500	500	500
<b>Total Revenues</b>			<b>225</b>	<b>0</b>	<b>13,631</b>	<b>15,530</b>	<b>16,500</b>	<b>16,500</b>	<b>16,500</b>	<b>16,500</b>
<b>Extracurricular Activities</b>										
		<b>Purchase Services</b>								
	490	Other Purchased Services	0	0	0	0	3,000	1,500	1,500	1,500
		<b>Supplies and Materials</b>								
	590	Other Supplies and Materials	0	450	0	14,181	15,000	15,000	15,000	15,000
		<b>Capital Outlay</b>								
	640	Equipment	0	0	0	0	350	350	350	350
		<b>Other Objects</b>								
	891	Student Activity Payments	0	0	10,338	425	0	0	0	0
<b>Total Expenditures</b>			<b>0</b>	<b>450</b>	<b>10,338</b>	<b>14,606</b>	<b>18,350</b>	<b>16,850</b>	<b>16,850</b>	<b>16,850</b>
<b>Net Change in Fund Balance</b>			<b>225</b>	<b>(450)</b>	<b>3,293</b>	<b>924</b>	<b>(1,850)</b>	<b>(350)</b>	<b>(350)</b>	<b>(350)</b>
		Cash Balance at Beginning of Fiscal Year	856	1,081	631	3,924	4,848	2,998	2,648	2,298
		Cash Balance at End of Fiscal Year	1,081	631	3,924	4,848	2,998	2,648	2,298	1,948
		Year End Encumbrances Appropriated	0	0	425	0	0	0	0	0
<b>Unencumbered Fund Balance at End of Fiscal Year</b>			<b>\$1,081</b>	<b>\$631</b>	<b>\$3,499</b>	<b>\$4,848</b>	<b>\$2,998</b>	<b>\$2,648</b>	<b>\$2,298</b>	<b>\$1,948</b>

**STRONGSVILLE CITY SCHOOL DISTRICT**  
**CUYAHOGA COUNTY, OH**

DISTRICT MANAGED ACTIVITY - DEPARTMENTAL STATEMENT OF REVENUES AND EXPENDITURES (LEVEL 4 FINANCIALS)  
 FY 2013 ACTUAL THROUGH PROJECTION TO FY 2020  
 DISTRICT MANAGED ACTIVITY BUDGET CENTER: GIRLS TRACK FUND STRONGSVILLE HIGH SCHOOL - 9921

Function	Object	Description	Fiscal Year 2013 Actual	Fiscal Year 2014 Actual	Fiscal Year 2015 Actual	Fiscal Year 2016 Actual	Fiscal Year 2017 Budget	Fiscal Year 2018 Projection	Fiscal Year 2019 Projection	Fiscal Year 2020 Projection
<b>Revenues:</b>										
		<b>From Local Sources:</b>								
		Extracurricular	\$0	\$0	\$0	\$0	\$4,500	\$4,500	\$4,500	\$4,500
		Other Local Revenues	225	0	0	44	750	750	750	750
<b>Total Revenues</b>			<b>225</b>	<b>0</b>	<b>0</b>	<b>44</b>	<b>5,250</b>	<b>5,250</b>	<b>5,250</b>	<b>5,250</b>
<b>Extracurricular Activities</b>										
		<b>Purchase Services</b>								
	490	Other Purchased Services	0	0	0	0	3,400	3,150	3,150	3,150
		<b>Supplies and Materials</b>								
	590	Other Supplies and Materials	0	0	0	738	2,000	2,000	2,000	2,000
		<b>Capital Outlay</b>								
	640	Equipment	0	0	0	0	100	100	100	100
		<b>Other Objects</b>								
	891	Student Activity Payments	0	0	264	0	0	0	0	0
<b>Total Expenditures</b>			<b>0</b>	<b>0</b>	<b>264</b>	<b>738</b>	<b>5,500</b>	<b>5,250</b>	<b>5,250</b>	<b>5,250</b>
<b>Net Change in Fund Balance</b>			<b>225</b>	<b>0</b>	<b>(264)</b>	<b>(694)</b>	<b>(250)</b>	<b>0</b>	<b>0</b>	<b>0</b>
		Cash Balance at Beginning of Fiscal Year	1,097	1,322	1,322	1,058	364	114	114	114
		Cash Balance at End of Fiscal Year	1,322	1,322	1,058	364	114	114	114	114
		Year End Encumbrances Appropriated	0	0	0	0	0	0	0	0
<b>Unencumbered Fund Balance at End of Fiscal Year</b>			<b>\$1,322</b>	<b>\$1,322</b>	<b>\$1,058</b>	<b>\$364</b>	<b>\$114</b>	<b>\$114</b>	<b>\$114</b>	<b>\$114</b>



**STRONGSVILLE CITY SCHOOL DISTRICT**

**CUYAHOGA COUNTY, OH**

*DISTRICT MANAGED ACTIVITY - DEPARTMENTAL STATEMENT OF REVENUES AND EXPENDITURES (LEVEL 4 FINANCIALS)*

*FY 2013 ACTUAL THROUGH PROJECTION TO FY 2020*

***DISTRICT MANAGED ACTIVITY BUDGET CENTER: MD VOCATIONAL TRAINING STRONGSVILLE HIGH SCHOOL - 9922***

Function	Object	Description	Fiscal Year 2013 Actual	Fiscal Year 2014 Actual	Fiscal Year 2015 Actual	Fiscal Year 2016 Actual	Fiscal Year 2017 Budget	Fiscal Year 2018 Projection	Fiscal Year 2019 Projection	Fiscal Year 2020 Projection
<b>Revenues:</b>										
		<b>From Local Sources:</b>								
		Extracurricular	\$0	\$0	\$0	\$0	\$2,000	\$2,000	\$2,000	\$2,000
		Other Local Revenues	0	0	0	0	4,000	4,000	4,000	4,000
<b>Total Revenues</b>			<b>0</b>	<b>0</b>	<b>0</b>	<b>0</b>	<b>6,000</b>	<b>6,000</b>	<b>6,000</b>	<b>6,000</b>
<b>Extracurricular Activities</b>										
		<b>Purchase Services</b>								
	490	Other Purchased Services	0	0	0	0	2,700	2,700	2,700	2,700
		<b>Supplies and Materials</b>								
	590	Other Supplies and Materials	0	0	0	0	3,500	3,000	3,000	3,000
		<b>Capital Outlay</b>								
	640	Equipment	0	0	0	0	50	0	0	0
		<b>Other Objects</b>								
	889	Other Awards and Prizes	0	0	0	0	50	50	50	50
	891	Student Activity Payments	0	0	0	0	250	250	250	250
		<b>Total Other Objects</b>	<b>0</b>	<b>0</b>	<b>0</b>	<b>0</b>	<b>300</b>	<b>300</b>	<b>300</b>	<b>300</b>
<b>Total Expenditures</b>			<b>0</b>	<b>0</b>	<b>0</b>	<b>0</b>	<b>6,550</b>	<b>6,000</b>	<b>6,000</b>	<b>6,000</b>
<b>Excess of Revenues Over / (Under) Expenditures</b>			<b>0</b>	<b>0</b>	<b>0</b>	<b>0</b>	<b>(550)</b>	<b>0</b>	<b>0</b>	<b>0</b>
<b>Other Financing Sources / (Uses):</b>										
		<b>Other Financing Uses</b>								
	911	Transfers In	0	0	0	562	0	0	0	0
<b>Total Other Financing Sources / (Uses)</b>			<b>0</b>	<b>0</b>	<b>0</b>	<b>562</b>	<b>0</b>	<b>0</b>	<b>0</b>	<b>0</b>
<b>Net Change in Fund Balance</b>			<b>0</b>	<b>0</b>	<b>0</b>	<b>562</b>	<b>(550)</b>	<b>0</b>	<b>0</b>	<b>0</b>
<b>Cash Balance at Beginning of Fiscal Year</b>			<b>0</b>	<b>0</b>	<b>0</b>	<b>0</b>	<b>562</b>	<b>12</b>	<b>12</b>	<b>12</b>
<b>Cash Balance at End of Fiscal Year</b>			<b>0</b>	<b>0</b>	<b>0</b>	<b>562</b>	<b>12</b>	<b>12</b>	<b>12</b>	<b>12</b>
<b>Year End Encumbrances Appropriated</b>			<b>0</b>	<b>0</b>	<b>0</b>	<b>0</b>	<b>0</b>	<b>0</b>	<b>0</b>	<b>0</b>
<b>Unencumbered Fund Balance at End of Fiscal Year</b>			<b>\$0</b>	<b>\$0</b>	<b>\$0</b>	<b>\$562</b>	<b>\$12</b>	<b>\$12</b>	<b>\$12</b>	<b>\$12</b>

**STRONGSVILLE CITY SCHOOL DISTRICT**

**CUYAHOGA COUNTY, OH**

**DISTRICT MANAGED ACTIVITY - DEPARTMENTAL STATEMENT OF REVENUES AND EXPENDITURES (LEVEL 4 FINANCIALS)**

**FY 2013 ACTUAL THROUGH PROJECTION TO FY 2020**

**DISTRICT MANAGED ACTIVITY BUDGET CENTER: DECA FUND STRONGSVILLE HIGH SCHOOL - 9924**

Function	Object	Description	Fiscal Year 2013 Actual	Fiscal Year 2014 Actual	Fiscal Year 2015 Actual	Fiscal Year 2016 Actual	Fiscal Year 2017 Budget	Fiscal Year 2018 Projection	Fiscal Year 2019 Projection	Fiscal Year 2020 Projection
<b>Revenues:</b>										
		<b>From Local Sources:</b>								
		Extracurricular	\$0	\$0	\$13,740	\$18,064	\$33,000	\$33,000	\$33,000	\$33,000
		Other Local Revenues	0	0	0	4,820	5,000	5,000	5,000	5,000
<b>Total Revenues</b>			<b>0</b>	<b>0</b>	<b>13,740</b>	<b>22,884</b>	<b>38,000</b>	<b>38,000</b>	<b>38,000</b>	<b>38,000</b>
<b>Extracurricular Activities</b>										
		<b>Purchase Services</b>								
	490	Other Purchased Services	0	0	0	15,964	30,000	30,000	30,000	30,000
		<b>Supplies and Materials</b>								
	590	Other Supplies and Materials	0	0	0	6,388	10,000	6,500	6,500	6,500
		<b>Capital Outlay</b>								
	640	Equipment	0	0	0	0	500	500	500	500
		<b>Other Objects</b>								
	883	Mememrials	0	0	0	0	500	500	500	500
	889	Other Awards and Prizes	0	0	0	0	500	500	500	500
	891	Student Activity Payments	0	0	12,919	0	0	0	0	0
		<b>Total Other Objects</b>	<b>0</b>	<b>0</b>	<b>12,919</b>	<b>0</b>	<b>1,000</b>	<b>1,000</b>	<b>1,000</b>	<b>1,000</b>
<b>Total Expenditures</b>			<b>0</b>	<b>0</b>	<b>12,919</b>	<b>22,352</b>	<b>41,500</b>	<b>38,000</b>	<b>38,000</b>	<b>38,000</b>
<b>Excess of Revenues Over / (Under) Ependitures</b>			<b>0</b>	<b>0</b>	<b>821</b>	<b>532</b>	<b>(3,500)</b>	<b>0</b>	<b>0</b>	<b>0</b>
<b>Other Financing Sources / (Uses):</b>										
		<b>Other Financing Uses</b>								
	911	Transfers In	0	4,921	0	0	0	0	0	0
<b>Total Other Financing Sources / (Uses)</b>			<b>0</b>	<b>4,921</b>	<b>0</b>	<b>0</b>	<b>0</b>	<b>0</b>	<b>0</b>	<b>0</b>
<b>Net Change in Fund Balance</b>			<b>0</b>	<b>4,921</b>	<b>821</b>	<b>532</b>	<b>(3,500)</b>	<b>0</b>	<b>0</b>	<b>0</b>
<b>Cash Balance at Beginning of Fiscal Year</b>			<b>0</b>	<b>0</b>	<b>4,921</b>	<b>5,742</b>	<b>6,274</b>	<b>2,774</b>	<b>2,774</b>	<b>2,774</b>
<b>Cash Balance at End of Fiscal Year</b>			<b>0</b>	<b>4,921</b>	<b>5,742</b>	<b>6,274</b>	<b>2,774</b>	<b>2,774</b>	<b>2,774</b>	<b>2,774</b>
<b>Year End Encumbrances Appropriated</b>			<b>0</b>	<b>0</b>	<b>0</b>	<b>0</b>	<b>0</b>	<b>0</b>	<b>0</b>	<b>0</b>
<b>Unencumbered Fund Balance at End of Fiscal Year</b>			<b>\$0</b>	<b>\$4,921</b>	<b>\$5,742</b>	<b>\$6,274</b>	<b>\$2,774</b>	<b>\$2,774</b>	<b>\$2,774</b>	<b>\$2,774</b>

**STRONGSVILLE CITY SCHOOL DISTRICT**

**CUYAHOGA COUNTY, OH**

**DISTRICT MANAGED ACTIVITY - DEPARTMENTAL STATEMENT OF REVENUES AND EXPENDITURES (LEVEL 4 FINANCIALS)**

**FY 2013 ACTUAL THROUGH PROJECTION TO FY 2020**

**DISTRICT MANAGED ACTIVITY BUDGET CENTER: DANCE TEAM STRONGSVILLE HIGH SCHOOL - 9930**

Function	Object	Description	Fiscal Year 2013 Actual	Fiscal Year 2014 Actual	Fiscal Year 2015 Actual	Fiscal Year 2016 Actual	Fiscal Year 2017 Budget	Fiscal Year 2018 Projection	Fiscal Year 2019 Projection	Fiscal Year 2020 Projection
<b>Revenues:</b>										
		<b>From Local Sources:</b>								
		Extracurricular	\$0	\$0	\$2,860	\$1,337	\$5,000	\$5,000	\$5,000	\$5,000
		Other Local Revenues	0	0	0	0	500	500	500	500
<b>Total Revenues</b>			<b>0</b>	<b>0</b>	<b>2,860</b>	<b>1,337</b>	<b>5,500</b>	<b>5,500</b>	<b>5,500</b>	<b>5,500</b>
<b>Extracurricular Activities</b>										
		<b>Purchase Services</b>								
	490	Other Purchased Services	0	0	0	0	2,500	2,500	2,500	2,500
		<b>Supplies and Materials</b>								
	590	Other Supplies and Materials	0	0	0	1,697	2,500	2,500	2,500	2,500
		<b>Capital Outlay</b>								
	640	Equipment	0	0	0	0	50	50	50	50
		<b>Other Objects</b>								
	889	Other Awards and Prizes	0	0	0	0	450	450	450	450
	891	Student Activity Payments	0	0	2,496	0	0	0	0	0
		<b>Total Other Objects</b>	<b>0</b>	<b>0</b>	<b>2,496</b>	<b>0</b>	<b>450</b>	<b>450</b>	<b>450</b>	<b>450</b>
<b>Total Expenditures</b>			<b>0</b>	<b>0</b>	<b>2,496</b>	<b>1,697</b>	<b>5,500</b>	<b>5,500</b>	<b>5,500</b>	<b>5,500</b>
<b>Excess of Revenues Over / (Under) Expenditures</b>			<b>0</b>	<b>0</b>	<b>364</b>	<b>(360)</b>	<b>0</b>	<b>0</b>	<b>0</b>	<b>0</b>
<b>Other Financing Sources / (Uses):</b>										
		<b>Other Financing Uses</b>								
	911	Transfers In	0	2	0	0	0	0	0	0
<b>Total Other Financing Sources / (Uses)</b>			<b>0</b>	<b>2</b>	<b>0</b>	<b>0</b>	<b>0</b>	<b>0</b>	<b>0</b>	<b>0</b>
<b>Net Change in Fund Balance</b>			<b>0</b>	<b>2</b>	<b>364</b>	<b>(360)</b>	<b>0</b>	<b>0</b>	<b>0</b>	<b>0</b>
<b>Cash Balance at Beginning of Fiscal Year</b>			<b>0</b>	<b>0</b>	<b>2</b>	<b>366</b>	<b>6</b>	<b>6</b>	<b>6</b>	<b>6</b>
<b>Cash Balance at End of Fiscal Year</b>			<b>0</b>	<b>2</b>	<b>366</b>	<b>6</b>	<b>6</b>	<b>6</b>	<b>6</b>	<b>6</b>
<b>Year End Encumbrances Appropriated</b>			<b>0</b>	<b>0</b>	<b>0</b>	<b>0</b>	<b>0</b>	<b>0</b>	<b>0</b>	<b>0</b>
<b>Unencumbered Fund Balance at End of Fiscal Year</b>			<b>\$0</b>	<b>\$2</b>	<b>\$366</b>	<b>\$6</b>	<b>\$6</b>	<b>\$6</b>	<b>\$6</b>	<b>\$6</b>

**STRONGSVILLE CITY SCHOOL DISTRICT**  
**CUYAHOGA COUNTY, OH**

*DISTRICT MANAGED ACTIVITY - DEPARTMENTAL STATEMENT OF REVENUES AND EXPENDITURES (LEVEL 4 FINANCIALS)*  
*FY 2013 ACTUAL THROUGH PROJECTION TO FY 2020*  
**DISTRICT MANAGED ACTIVITY BUDGET CENTER: GIRLS SOCCER KICK-A-THON STRONGSVILLE HIGH SCHOOL - 9934**

Function	Object	Description	Fiscal Year 2013 Actual	Fiscal Year 2014 Actual	Fiscal Year 2015 Actual	Fiscal Year 2016 Actual	Fiscal Year 2017 Budget	Fiscal Year 2018 Projection	Fiscal Year 2019 Projection	Fiscal Year 2020 Projection
<b>Revenues:</b>										
		<b>From Local Sources:</b>								
		Extracurricular	\$0	\$25	\$1,729	\$470	\$4,000	\$4,000	\$4,000	\$4,000
		Other Local Revenues	1,655	0	0	0	0	0	0	0
<b>Total Revenues</b>			<b>1,655</b>	<b>25</b>	<b>1,729</b>	<b>470</b>	<b>4,000</b>	<b>4,000</b>	<b>4,000</b>	<b>4,000</b>
<b>Extracurricular Activities</b>										
		<b>Purchase Services</b>								
	490	Other Purchased Services	330	0	0	0	2,000	1,500	1,500	1,500
		<b>Supplies and Materials</b>								
	590	Other Supplies and Materials	0	0	0	0	2,000	1,350	1,350	1,350
		<b>Capital Outlay</b>								
	640	Equipment	0	0	0	0	600	600	600	600
		<b>Other Objects</b>								
	883	Mememrials	0	0	0	0	550	550	550	550
	891	Student Activity Payments	0	0	1,983	812	0	0	0	0
		<b>Total Other Objects</b>	<b>0</b>	<b>0</b>	<b>1,983</b>	<b>812</b>	<b>550</b>	<b>550</b>	<b>550</b>	<b>550</b>
<b>Total Expenditures</b>			<b>330</b>	<b>0</b>	<b>1,983</b>	<b>812</b>	<b>5,150</b>	<b>4,000</b>	<b>4,000</b>	<b>4,000</b>
<b>Net Change in Fund Balance</b>			<b>1,325</b>	<b>25</b>	<b>(254)</b>	<b>(342)</b>	<b>(1,150)</b>	<b>0</b>	<b>0</b>	<b>0</b>
<b>Cash Balance at Beginning of Fiscal Year</b>			<b>432</b>	<b>1,757</b>	<b>1,782</b>	<b>1,528</b>	<b>1,186</b>	<b>36</b>	<b>36</b>	<b>36</b>
<b>Cash Balance at End of Fiscal Year</b>			<b>1,757</b>	<b>1,782</b>	<b>1,528</b>	<b>1,186</b>	<b>36</b>	<b>36</b>	<b>36</b>	<b>36</b>
<b>Year End Encumbrances Appropriated</b>			<b>0</b>	<b>0</b>	<b>0</b>	<b>0</b>	<b>0</b>	<b>0</b>	<b>0</b>	<b>0</b>
<b>Unencumbered Fund Balance at End of Fiscal Year</b>			<b>\$1,757</b>	<b>\$1,782</b>	<b>\$1,528</b>	<b>\$1,186</b>	<b>\$36</b>	<b>\$36</b>	<b>\$36</b>	<b>\$36</b>

**STRONGSVILLE CITY SCHOOL DISTRICT**  
**CUYAHOGA COUNTY, OH**

*DISTRICT MANAGED ACTIVITY - DEPARTMENTAL STATEMENT OF REVENUES AND EXPENDITURES (LEVEL 4 FINANCIALS)*  
*FY 2013 ACTUAL THROUGH PROJECTION TO FY 2020*  
**DISTRICT MANAGED ACTIVITY BUDGET CENTER: ORCHESTRA FUND STRONGSVILLE HIGH SCHOOL - 9935**

Function	Object	Description	Fiscal Year 2013 Actual	Fiscal Year 2014 Actual	Fiscal Year 2015 Actual	Fiscal Year 2016 Actual	Fiscal Year 2017 Budget	Fiscal Year 2018 Projection	Fiscal Year 2019 Projection	Fiscal Year 2020 Projection
<b>Revenues:</b>										
		<b>From Local Sources:</b>								
		Extracurricular	\$0	\$0	\$825	\$945	\$41,000	\$41,000	\$41,000	\$41,000
		Other Local Revenues	0	0	0	0	5,000	5,000	5,000	5,000
<b>Total Revenues</b>			<b>0</b>	<b>0</b>	<b>825</b>	<b>945</b>	<b>46,000</b>	<b>46,000</b>	<b>46,000</b>	<b>46,000</b>
<b>Extracurricular Activities</b>										
		<b>Purchase Services</b>								
	490	Other Purchased Services	0	0	0	122	39,000	34,600	34,600	34,600
		<b>Supplies and Materials</b>								
	590	Other Supplies and Materials	0	0	0	100	10,000	10,000	10,000	10,000
		<b>Capital Outlay</b>								
	640	Equipment	0	0	0	0	1,000	1,000	1,000	1,000
		<b>Other Objects</b>								
	883	Mememrials	0	0	0	0	400	400	400	400
	891	Student Activity Payments	0	0	346	0	0	0	0	0
		<b>Total Other Objects</b>	<b>0</b>	<b>0</b>	<b>346</b>	<b>0</b>	<b>400</b>	<b>400</b>	<b>400</b>	<b>400</b>
<b>Total Expenditures</b>			<b>0</b>	<b>0</b>	<b>346</b>	<b>222</b>	<b>50,400</b>	<b>46,000</b>	<b>46,000</b>	<b>46,000</b>
<b>Excess of Revenues Over / (Under) Ependitures</b>			<b>0</b>	<b>0</b>	<b>479</b>	<b>723</b>	<b>(4,400)</b>	<b>0</b>	<b>0</b>	<b>0</b>
<b>Other Financing Sources / (Uses):</b>										
		<b>Other Financing Uses</b>								
	911	Transfers In	0	3,202	0	0	0	0	0	0
<b>Total Other Financing Sources / (Uses)</b>			<b>0</b>	<b>3,202</b>	<b>0</b>	<b>0</b>	<b>0</b>	<b>0</b>	<b>0</b>	<b>0</b>
<b>Net Change in Fund Balance</b>			<b>0</b>	<b>3,202</b>	<b>479</b>	<b>723</b>	<b>(4,400)</b>	<b>0</b>	<b>0</b>	<b>0</b>
<b>Cash Balance at Beginning of Fiscal Year</b>			<b>0</b>	<b>0</b>	<b>3,202</b>	<b>3,681</b>	<b>4,404</b>	<b>4</b>	<b>4</b>	<b>4</b>
<b>Cash Balance at End of Fiscal Year</b>			<b>0</b>	<b>3,202</b>	<b>3,681</b>	<b>4,404</b>	<b>4</b>	<b>4</b>	<b>4</b>	<b>4</b>
<b>Year End Encumbrances Appropriated</b>			<b>0</b>	<b>0</b>	<b>0</b>	<b>0</b>	<b>0</b>	<b>0</b>	<b>0</b>	<b>0</b>
<b>Unencumbered Fund Balance at End of Fiscal Year</b>			<b>\$0</b>	<b>\$3,202</b>	<b>\$3,681</b>	<b>\$4,404</b>	<b>\$4</b>	<b>\$4</b>	<b>\$4</b>	<b>\$4</b>

**STRONGSVILLE CITY SCHOOL DISTRICT**

**CUYAHOGA COUNTY, OH**

**DISTRICT MANAGED ACTIVITY - DEPARTMENTAL STATEMENT OF REVENUES AND EXPENDITURES (LEVEL 4 FINANCIALS)**

**FY 2013 ACTUAL THROUGH PROJECTION TO FY 2020**

**DISTRICT MANAGED ACTIVITY BUDGET CENTER: BOYS SOCCER FUND STRONGSVILLE HIGH SCHOOL - 9936**

Function	Object	Description	Fiscal Year 2013 Actual	Fiscal Year 2014 Actual	Fiscal Year 2015 Actual	Fiscal Year 2016 Actual	Fiscal Year 2017 Budget	Fiscal Year 2018 Projection	Fiscal Year 2019 Projection	Fiscal Year 2020 Projection
<b>Revenues:</b>										
		<b>From Local Sources:</b>								
		Extracurricular	\$0	\$1,855	\$0	\$0	\$8,500	\$8,500	\$8,500	\$8,500
		Other Local Revenues	5,011	0	0	0	0	0	0	0
<b>Total Revenues</b>			<b>5,011</b>	<b>1,855</b>	<b>0</b>	<b>0</b>	<b>8,500</b>	<b>8,500</b>	<b>8,500</b>	<b>8,500</b>
<b>Extracurricular Activities</b>										
		<b>Purchase Services</b>								
	490	Other Purchased Services	2,265	56	0	0	2,500	2,300	2,300	2,300
		<b>Supplies and Materials</b>								
	560	Food	0	180	0	0	0	0	0	0
	590	Other Supplies and Materials	2,408	5,436	0	0	5,000	5,000	5,000	5,000
		<b>Total Materials and Supplies</b>	<b>2,408</b>	<b>5,616</b>	<b>0</b>	<b>0</b>	<b>5,000</b>	<b>5,000</b>	<b>5,000</b>	<b>5,000</b>
		<b>Capital Outlay</b>								
	640	Equipment	0	758	120	0	1,000	1,000	1,000	1,000
		<b>Other Objects</b>								
	883	Mememrials	0	0	0	0	200	200	200	200
	891	Student Activity Payments	0	0	450	140	0	0	0	0
		<b>Total Other Objects</b>	<b>0</b>	<b>0</b>	<b>450</b>	<b>140</b>	<b>200</b>	<b>200</b>	<b>200</b>	<b>200</b>
<b>Total Expenditures</b>			<b>4,673</b>	<b>6,430</b>	<b>570</b>	<b>140</b>	<b>8,700</b>	<b>8,500</b>	<b>8,500</b>	<b>8,500</b>
<b>Net Change in Fund Balance</b>			<b>338</b>	<b>(4,575)</b>	<b>(570)</b>	<b>(140)</b>	<b>(200)</b>	<b>0</b>	<b>0</b>	<b>0</b>
		Cash Balance at Beginning of Fiscal Year	5,185	5,523	948	378	238	38	38	38
		Cash Balance at End of Fiscal Year	5,523	948	378	238	38	38	38	38
		Year End Encumbrances Appropriated	0	0	0	0	0	0	0	0
<b>Unencumbered Fund Balance at End of Fiscal Year</b>			<b>\$5,523</b>	<b>\$948</b>	<b>\$378</b>	<b>\$238</b>	<b>\$38</b>	<b>\$38</b>	<b>\$38</b>	<b>\$38</b>

**STRONGSVILLE CITY SCHOOL DISTRICT**

**CUYAHOGA COUNTY, OH**

**DISTRICT MANAGED ACTIVITY - DEPARTMENTAL STATEMENT OF REVENUES AND EXPENDITURES (LEVEL 4 FINANCIALS)**

**FY 2013 ACTUAL THROUGH PROJECTION TO FY 2020**

**DISTRICT MANAGED ACTIVITY BUDGET CENTER: VOCAL MUSIC STRONGSVILLE HIGH SCHOOL - 9937**

Function	Object	Description	Fiscal Year 2013 Actual	Fiscal Year 2014 Actual	Fiscal Year 2015 Actual	Fiscal Year 2016 Actual	Fiscal Year 2017 Budget	Fiscal Year 2018 Projection	Fiscal Year 2019 Projection	Fiscal Year 2020 Projection
<b>Revenues:</b>										
		<b>From Local Sources:</b>								
		Extracurricular	\$0	\$0	\$5,231	\$3,225	\$1,500	\$1,500	\$1,500	\$1,500
		Other Local Revenues	0	0	0	0	500	500	500	500
<b>Total Revenues</b>			<b>0</b>	<b>0</b>	<b>5,231</b>	<b>3,225</b>	<b>2,000</b>	<b>2,000</b>	<b>2,000</b>	<b>2,000</b>
<b>Extracurricular Activities</b>										
		<b>Purchase Services</b>								
	490	Other Purchased Services	0	0	0	3,375	1,000	1,000	1,000	1,000
		<b>Supplies and Materials</b>								
	590	Other Supplies and Materials	0	0	0	0	900	900	900	900
		<b>Capital Outlay</b>								
	640	Equipment	0	0	0	0	50	50	50	50
		<b>Other Objects</b>								
	889	Other Awards and Prizes	0	0	0	0	50	50	50	50
	891	Student Activity Payments	0	0	6,168	0	0	0	0	0
		<b>Total Other Objects</b>	<b>0</b>	<b>0</b>	<b>6,168</b>	<b>0</b>	<b>50</b>	<b>50</b>	<b>50</b>	<b>50</b>
<b>Total Expenditures</b>			<b>0</b>	<b>0</b>	<b>6,168</b>	<b>3,375</b>	<b>2,000</b>	<b>2,000</b>	<b>2,000</b>	<b>2,000</b>
<b>Excess of Revenues Over / (Under) Expenditures</b>			<b>0</b>	<b>0</b>	<b>(937)</b>	<b>(150)</b>	<b>0</b>	<b>0</b>	<b>0</b>	<b>0</b>
<b>Other Financing Sources / (Uses):</b>										
		<b>Other Financing Uses</b>								
	911	Transfers In	0	1,096	0	0	0	0	0	0
<b>Total Other Financing Sources / (Uses)</b>			<b>0</b>	<b>1,096</b>	<b>0</b>	<b>0</b>	<b>0</b>	<b>0</b>	<b>0</b>	<b>0</b>
<b>Net Change in Fund Balance</b>			<b>0</b>	<b>1,096</b>	<b>(937)</b>	<b>(150)</b>	<b>0</b>	<b>0</b>	<b>0</b>	<b>0</b>
<b>Cash Balance at Beginning of Fiscal Year</b>			<b>0</b>	<b>0</b>	<b>1,096</b>	<b>159</b>	<b>9</b>	<b>9</b>	<b>9</b>	<b>9</b>
<b>Cash Balance at End of Fiscal Year</b>			<b>0</b>	<b>1,096</b>	<b>159</b>	<b>9</b>	<b>9</b>	<b>9</b>	<b>9</b>	<b>9</b>
<b>Year End Encumbrances Appropriated</b>			<b>0</b>	<b>0</b>	<b>0</b>	<b>0</b>	<b>0</b>	<b>0</b>	<b>0</b>	<b>0</b>
<b>Unencumbered Fund Balance at End of Fiscal Year</b>			<b>\$0</b>	<b>\$1,096</b>	<b>\$159</b>	<b>\$9</b>	<b>\$9</b>	<b>\$9</b>	<b>\$9</b>	<b>\$9</b>

**STRONGSVILLE CITY SCHOOL DISTRICT**  
**CUYAHOGA COUNTY, OH**

DISTRICT MANAGED ACTIVITY - DEPARTMENTAL STATEMENT OF REVENUES AND EXPENDITURES (LEVEL 4 FINANCIALS)  
 FY 2013 ACTUAL THROUGH PROJECTION TO FY 2020  
 DISTRICT MANAGED ACTIVITY BUDGET CENTER: MUSIC PRODUCTION STRONGSVILLE HIGH SCHOOL - 9939

Function	Object	Description	Fiscal Year 2013 Actual	Fiscal Year 2014 Actual	Fiscal Year 2015 Actual	Fiscal Year 2016 Actual	Fiscal Year 2017 Budget	Fiscal Year 2018 Projection	Fiscal Year 2019 Projection	Fiscal Year 2020 Projection
<b>Revenues:</b>										
		<b>From Local Sources:</b>								
		Extracurricular	\$0	\$0	\$11,721	\$0	\$3,000	\$3,000	\$3,000	\$3,000
		Other Local Revenues	0	0	0	0	1,000	1,000	1,000	1,000
<b>Total Revenues</b>			<b>0</b>	<b>0</b>	<b>11,721</b>	<b>0</b>	<b>4,000</b>	<b>4,000</b>	<b>4,000</b>	<b>4,000</b>
<b>Extracurricular Activities</b>										
		<b>Purchase Services</b>								
	490	Other Purchased Services	0	0	0	0	7,500	1,500	1,500	1,500
		<b>Supplies and Materials</b>								
	590	Other Supplies and Materials	0	0	0	0	7,900	1,500	1,500	1,500
		<b>Capital Outlay</b>								
	640	Equipment	0	0	0	0	1,500	1,000	1,000	1,000
		<b>Other Objects</b>								
	891	Student Activity Payments	0	0	10,000	(165)	299	0	0	0
<b>Total Expenditures</b>			<b>0</b>	<b>0</b>	<b>10,000</b>	<b>(165)</b>	<b>17,199</b>	<b>4,000</b>	<b>4,000</b>	<b>4,000</b>
<b>Excess of Revenues Over / (Under) Expenditures</b>			<b>0</b>	<b>0</b>	<b>1,721</b>	<b>165</b>	<b>(13,199)</b>	<b>0</b>	<b>0</b>	<b>0</b>
<b>Other Financing Sources / (Uses):</b>										
		<b>Other Financing Uses</b>								
	911	Transfers In	0	11,313	0	0	0	0	0	0
<b>Total Other Financing Sources / (Uses)</b>			<b>0</b>	<b>11,313</b>	<b>0</b>	<b>0</b>	<b>0</b>	<b>0</b>	<b>0</b>	<b>0</b>
<b>Net Change in Fund Balance</b>			<b>0</b>	<b>11,313</b>	<b>1,721</b>	<b>165</b>	<b>(13,199)</b>	<b>0</b>	<b>0</b>	<b>0</b>
<b>Cash Balance at Beginning of Fiscal Year</b>			<b>0</b>	<b>0</b>	<b>11,313</b>	<b>13,034</b>	<b>13,199</b>	<b>0</b>	<b>0</b>	<b>0</b>
<b>Cash Balance at End of Fiscal Year</b>			<b>0</b>	<b>11,313</b>	<b>13,034</b>	<b>13,199</b>	<b>0</b>	<b>0</b>	<b>0</b>	<b>0</b>
<b>Year End Encumbrances Appropriated</b>			<b>0</b>	<b>0</b>	<b>0</b>	<b>0</b>	<b>0</b>	<b>0</b>	<b>0</b>	<b>0</b>
<b>Unencumbered Fund Balance at End of Fiscal Year</b>			<b>\$0</b>	<b>\$11,313</b>	<b>\$13,034</b>	<b>\$13,199</b>	<b>\$0</b>	<b>\$0</b>	<b>\$0</b>	<b>\$0</b>



**STRONGSVILLE CITY SCHOOL DISTRICT**

**CUYAHOGA COUNTY, OH**

**DISTRICT MANAGED ACTIVITY - DEPARTMENTAL STATEMENT OF REVENUES AND EXPENDITURES (LEVEL 4 FINANCIALS)**

**FY 2013 ACTUAL THROUGH PROJECTION TO FY 2020**

**DISTRICT MANAGED ACTIVITY BUDGET CENTER: GIRLS BASKETBALL FUND STRONGSVILLE HIGH SCHOOL - 9941**

			Fiscal Year 2013 Actual	Fiscal Year 2014 Actual	Fiscal Year 2015 Actual	Fiscal Year 2016 Actual	Fiscal Year 2017 Budget	Fiscal Year 2018 Projection	Fiscal Year 2019 Projection	Fiscal Year 2020 Projection
Function	Object	Description								
Revenues:										
	From Local Sources:									
		Extracurricular	\$3,740	\$3,550	\$2,580	\$5,235	\$7,500	\$7,500	\$7,500	\$7,500
		Other Local Revenues	551	40	0	350	1,500	1,500	1,500	1,500
Total Revenues			4,291	3,590	2,580	5,585	9,000	9,000	9,000	9,000
Extracurricular Activities										
	Purchase Services									
	490	Other Purchased Services	1,020	2,865	0	4,510	6,000	2,325	2,325	2,325
	Supplies and Materials									
	590	Other Supplies and Materials	1,573	1,607	0	65	4,817	5,000	5,000	5,000
	Capital Outlay									
	640	Equipment	0	0	0	222	1,500	1,500	1,500	1,500
	Other Objects									
	883	Mememrials	0	0	0	0	175	175	175	175
	890	Other Misc. Expenditures	0	0	2,525	400	0	0	0	0
	Total Other Objects		0	0	2,525	400	175	175	175	175
Total Expenditures			2,593	4,472	2,525	5,197	12,492	9,000	9,000	9,000
Net Change in Fund Balance			1,698	(882)	55	388	(3,492)	0	0	0
Cash Balance at Beginning of Fiscal Year			5,568	7,266	6,384	6,439	6,827	3,335	3,335	3,335
Cash Balance at End of Fiscal Year			7,266	6,384	6,439	6,827	3,335	3,335	3,335	3,335
Year End Encumbrances Appropriated			1,613	0	500	1,025	1,025	1,025	1,025	1,025
Unencumbered Fund Balance at End of Fiscal Year			\$5,653	\$6,384	\$5,939	\$5,802	\$2,310	\$2,310	\$2,310	\$2,310

**STRONGSVILLE CITY SCHOOL DISTRICT**  
**CUYAHOGA COUNTY, OH**

*DISTRICT MANAGED ACTIVITY - DEPARTMENTAL STATEMENT OF REVENUES AND EXPENDITURES (LEVEL 4 FINANCIALS)*  
*FY 2013 ACTUAL THROUGH PROJECTION TO FY 2020*  
**DISTRICT MANAGED ACTIVITY BUDGET CENTER: BOYS BASKETBALL FUND STRONGSVILLE HIGH SCHOOL - 9946**

Function	Object	Description	Fiscal Year 2013 Actual	Fiscal Year 2014 Actual	Fiscal Year 2015 Actual	Fiscal Year 2016 Actual	Fiscal Year 2017 Budget	Fiscal Year 2018 Projection	Fiscal Year 2019 Projection	Fiscal Year 2020 Projection
<b>Revenues:</b>										
	<b>From Local Sources:</b>									
		Extracurricular	\$0	\$6,560	\$5,812	\$7,173	\$6,000	\$6,000	\$6,000	\$6,000
		Other Local Revenues	175	160	0	0	1,000	1,000	1,000	1,000
<b>Total Revenues</b>			<b>175</b>	<b>6,720</b>	<b>5,812</b>	<b>7,173</b>	<b>7,000</b>	<b>7,000</b>	<b>7,000</b>	<b>7,000</b>
<b>Extracurricular Activities</b>										
	<b>Purchase Services</b>									
	490	Other Purchased Services	890	3,791	(100)	4,232	4,000	4,000	4,000	4,000
	<b>Supplies and Materials</b>									
	560	Food	382	0	0	0	0	0	0	0
	590	Other Supplies and Materials	3,129	1,680	490	2,170	2,873	2,600	2,600	2,600
	<b>Total Materials and Supplies</b>		<b>3,511</b>	<b>1,680</b>	<b>490</b>	<b>2,170</b>	<b>2,873</b>	<b>2,600</b>	<b>2,600</b>	<b>2,600</b>
	<b>Capital Outlay</b>									
	640	Equipment	0	0	0	222	400	400	400	400
	<b>Other Objects</b>									
	891	Student Activity Payments	0	0	5,486	280	0	0	0	0
<b>Total Expenditures</b>			<b>4,401</b>	<b>5,471</b>	<b>5,876</b>	<b>6,904</b>	<b>7,273</b>	<b>7,000</b>	<b>7,000</b>	<b>7,000</b>
<b>Net Change in Fund Balance</b>			<b>(4,226)</b>	<b>1,249</b>	<b>(64)</b>	<b>269</b>	<b>(273)</b>	<b>0</b>	<b>0</b>	<b>0</b>
<b>Cash Balance at Beginning of Fiscal Year</b>			5,629	1,403	2,652	2,588	2,857	2,584	2,584	2,584
<b>Cash Balance at End of Fiscal Year</b>			1,403	2,652	2,588	2,857	2,584	2,584	2,584	2,584
<b>Year End Encumbrances Appropriated</b>			0	450	0	725	725	725	725	725
<b>Unencumbered Fund Balance at End of Fiscal Year</b>			<b>\$1,403</b>	<b>\$2,202</b>	<b>\$2,588</b>	<b>\$2,132</b>	<b>\$1,859</b>	<b>\$1,859</b>	<b>\$1,859</b>	<b>\$1,859</b>

**STRONGSVILLE CITY SCHOOL DISTRICT**

**CUYAHOGA COUNTY, OH**

**DISTRICT MANAGED ACTIVITY - DEPARTMENTAL STATEMENT OF REVENUES AND EXPENDITURES (LEVEL 4 FINANCIALS)**

**FY 2013 ACTUAL THROUGH PROJECTION TO FY 2020**

**DISTRICT MANAGED ACTIVITY BUDGET CENTER: VOLLEYBALL FUND STRONGSVILLE HIGH SCHOOL - 9950**

Function	Object	Description	Fiscal Year 2013 Actual	Fiscal Year 2014 Actual	Fiscal Year 2015 Actual	Fiscal Year 2016 Actual	Fiscal Year 2017 Budget	Fiscal Year 2018 Projection	Fiscal Year 2019 Projection	Fiscal Year 2020 Projection
<b>Revenues:</b>										
	<b>From Local Sources:</b>									
	Extracurricular		\$3,950	\$4,700	\$3,920	\$679	\$10,000	\$10,000	\$10,000	\$10,000
	Other Local Revenues		285	0	0	600	1,000	1,000	1,000	1,000
<b>Total Revenues</b>			<b>4,235</b>	<b>4,700</b>	<b>3,920</b>	<b>1,279</b>	<b>11,000</b>	<b>11,000</b>	<b>11,000</b>	<b>11,000</b>
<b>Extracurricular Activities</b>										
	<b>Salaries:</b>									
	190	Other Salary and Wages	0	250	0	0	0	0	0	0
	<b>Fringe Benefits</b>									
	290	Other Benefits	0	64	0	0	0	0	0	0
	<b>Purchase Services</b>									
	490	Other Purchased Services	2,644	824	1,150	460	5,000	5,000	5,000	5,000
	<b>Supplies and Materials</b>									
	590	Other Supplies and Materials	2,572	1,206	0	0	5,250	5,000	5,000	5,000
	<b>Capital Outlay</b>									
	640	Equipment	0	0	0	0	1,500	1,000	1,000	1,000
	<b>Other Objects</b>									
	891	Student Activity Payments	0	0	1,783	4,718	0	0	0	0
<b>Total Expenditures</b>			<b>5,216</b>	<b>2,344</b>	<b>2,933</b>	<b>5,178</b>	<b>11,750</b>	<b>11,000</b>	<b>11,000</b>	<b>11,000</b>
<b>Net Change in Fund Balance</b>			<b>(981)</b>	<b>2,356</b>	<b>987</b>	<b>(3,899)</b>	<b>(750)</b>	<b>0</b>	<b>0</b>	<b>0</b>
<b>Cash Balance at Beginning of Fiscal Year</b>			2,417	1,436	3,792	4,779	880	130	130	130
<b>Cash Balance at End of Fiscal Year</b>			1,436	3,792	4,779	880	130	130	130	130
<b>Year End Encumbrances Appropriated</b>			0	500	1,320	0	0	0	0	0
<b>Unencumbered Fund Balance at End of Fiscal Year</b>			<b>\$1,436</b>	<b>\$3,292</b>	<b>\$3,459</b>	<b>\$880</b>	<b>\$130</b>	<b>\$130</b>	<b>\$130</b>	<b>\$130</b>

**STRONGSVILLE CITY SCHOOL DISTRICT**  
**CUYAHOGA COUNTY, OH**

*DISTRICT MANAGED ACTIVITY - DEPARTMENTAL STATEMENT OF REVENUES AND EXPENDITURES (LEVEL 4 FINANCIALS)*  
*FY 2013 ACTUAL THROUGH PROJECTION TO FY 2020*  
**DISTRICT MANAGED ACTIVITY BUDGET CENTER: PROJECT SUPPORT FUND STRONGSVILLE HIGH SCHOOL - 9951**

Function	Object	Description	Fiscal Year 2013 Actual	Fiscal Year 2014 Actual	Fiscal Year 2015 Actual	Fiscal Year 2016 Actual	Fiscal Year 2017 Budget	Fiscal Year 2018 Projection	Fiscal Year 2019 Projection	Fiscal Year 2020 Projection
<b>Revenues:</b>										
		<b>From Local Sources:</b>								
		Extracurricular	\$0	\$0	\$0	\$0	\$2,550	\$2,550	\$2,550	\$2,550
		Other Local Revenues	0	0	0	0	100	100	100	100
<b>Total Revenues</b>			<b>0</b>	<b>0</b>	<b>0</b>	<b>0</b>	<b>2,650</b>	<b>2,650</b>	<b>2,650</b>	<b>2,650</b>
<i>Extracurricular Activities</i>										
		<i>Purchase Services</i>								
	490	Other Purchased Services	0	0	0	0	550	500	500	500
		<i>Supplies and Materials</i>								
	590	Other Supplies and Materials	0	0	0	0	2,750	1,600	1,600	1,600
		<i>Capital Outlay</i>								
	640	Equipment	0	0	0	0	50	50	50	50
		<i>Other Objects</i>								
	883	Mememrials	0	0	0	0	500	500	500	500
	890	Other Misc. Expenditures	0	0	0	75	0	0	0	0
		<i>Total Other Objects</i>	<i>0</i>	<i>0</i>	<i>0</i>	<i>75</i>	<i>500</i>	<i>500</i>	<i>500</i>	<i>500</i>
<b>Total Expenditures</b>			<b>0</b>	<b>0</b>	<b>0</b>	<b>75</b>	<b>3,850</b>	<b>2,650</b>	<b>2,650</b>	<b>2,650</b>
<b>Excess of Revenues Over / (Under) Ependitures</b>			<b>0</b>	<b>0</b>	<b>0</b>	<b>(75)</b>	<b>(1,200)</b>	<b>0</b>	<b>0</b>	<b>0</b>
<b>Other Financing Sources / (Uses):</b>										
		<i>Other Financing Uses</i>								
	911	Transfers In	0	0	0	1,400	0	0	0	0
<b>Total Other Financing Sources / (Uses)</b>			<b>0</b>	<b>0</b>	<b>0</b>	<b>1,400</b>	<b>0</b>	<b>0</b>	<b>0</b>	<b>0</b>
<b>Net Change in Fund Balance</b>			<b>0</b>	<b>0</b>	<b>0</b>	<b>1,325</b>	<b>(1,200)</b>	<b>0</b>	<b>0</b>	<b>0</b>
		Cash Balance at Beginning of Fiscal Year	0	0	0	0	1,325	125	125	125
		Cash Balance at End of Fiscal Year	0	0	0	1,325	125	125	125	125
		Year End Encumbrances Appropriated	0	0	0	0	0	0	0	0
<b>Unencumbered Fund Balance at End of Fiscal Year</b>			<b>\$0</b>	<b>\$0</b>	<b>\$0</b>	<b>\$1,325</b>	<b>\$125</b>	<b>\$125</b>	<b>\$125</b>	<b>\$125</b>

**STRONGSVILLE CITY SCHOOL DISTRICT**

**CUYAHOGA COUNTY, OH**

**DISTRICT MANAGED ACTIVITY - DEPARTMENTAL STATEMENT OF REVENUES AND EXPENDITURES (LEVEL 4 FINANCIALS)**

**FY 2013 ACTUAL THROUGH PROJECTION TO FY 2020**

**DISTRICT MANAGED ACTIVITY BUDGET CENTER: GIRLS TENNIS FUND STRONGSVILLE HIGH SCHOOL - 9955**

			Fiscal Year 2013 Actual	Fiscal Year 2014 Actual	Fiscal Year 2015 Actual	Fiscal Year 2016 Actual	Fiscal Year 2017 Budget	Fiscal Year 2018 Projection	Fiscal Year 2019 Projection	Fiscal Year 2020 Projection
Function	Object	Description								
Revenues:										
	From Local Sources:									
		Extracurricular	\$792	\$6,852	\$7,830	\$6,708	\$10,500	\$10,500	\$10,500	\$10,500
		Other Local Revenues	95	175	409	361	1,000	1,000	1,000	1,000
Total Revenues			887	7,027	8,239	7,069	11,500	11,500	11,500	11,500
Extracurricular Activities										
	Purchase Services									
	490	Other Purchased Services	726	2,337	0	3,186	4,400	4,400	4,400	4,400
	Supplies and Materials									
	590	Other Supplies and Materials	92	1,039	658	1,004	4,500	4,500	4,500	4,500
	Capital Outlay									
	640	Equipment	0	0	0	0	1,000	1,000	1,000	1,000
	Other Objects									
	891	Student Activity Payments	0	0	6,914	3,822	0	0	0	0
Total Expenditures			818	3,376	7,572	8,012	9,900	9,900	9,900	9,900
Net Change in Fund Balance			69	3,651	667	(943)	1,600	1,600	1,600	1,600
Cash Balance at Beginning of Fiscal Year			1,199	1,268	4,919	5,586	4,643	6,243	7,843	9,443
Cash Balance at End of Fiscal Year			1,268	4,919	5,586	4,643	6,243	7,843	9,443	11,043
Year End Encumbrances Appropriated			0	650	1,750	1,750	1,750	1,750	1,750	1,750
Unencumbered Fund Balance at End of Fiscal Year			\$1,268	\$4,269	\$3,836	\$2,893	\$4,493	\$6,093	\$7,693	\$9,293

**STRONGSVILLE CITY SCHOOL DISTRICT**

**CUYAHOGA COUNTY, OH**

**DISTRICT MANAGED ACTIVITY - DEPARTMENTAL STATEMENT OF REVENUES AND EXPENDITURES (LEVEL 4 FINANCIALS)**

**FY 2013 ACTUAL THROUGH PROJECTION TO FY 2020**

**DISTRICT MANAGED ACTIVITY BUDGET CENTER: BOYS TENNIS FUND STRONGSVILLE HIGH SCHOOL - 9956**

Function	Object	Description	Fiscal Year 2013 Actual	Fiscal Year 2014 Actual	Fiscal Year 2015 Actual	Fiscal Year 2016 Actual	Fiscal Year 2017 Budget	Fiscal Year 2018 Projection	Fiscal Year 2019 Projection	Fiscal Year 2020 Projection
<b>Revenues:</b>										
		<b>From Local Sources:</b>								
		Extracurricular	\$0	\$0	\$0	\$0	\$2,000	\$2,000	\$2,000	\$2,000
		Other Local Revenues	175	0	0	0	100	100	100	100
<b>Total Revenues</b>			<b>175</b>	<b>0</b>	<b>0</b>	<b>0</b>	<b>2,100</b>	<b>2,100</b>	<b>2,100</b>	<b>2,100</b>
<b>Extracurricular Activities</b>										
		<b>Purchase Services</b>								
	490	Other Purchased Services	0	0	0	365	850	850	850	850
		<b>Supplies and Materials</b>								
	590	Other Supplies and Materials	237	0	0	0	1,000	1,000	1,000	1,000
		<b>Capital Outlay</b>								
	640	Equipment	0	0	0	0	250	250	250	250
		<b>Other Objects</b>								
	891	Student Activity Payments	0	0	154	0	0	0	0	0
<b>Total Expenditures</b>			<b>237</b>	<b>0</b>	<b>154</b>	<b>365</b>	<b>2,100</b>	<b>2,100</b>	<b>2,100</b>	<b>2,100</b>
<b>Net Change in Fund Balance</b>			<b>(62)</b>	<b>0</b>	<b>(154)</b>	<b>(365)</b>	<b>0</b>	<b>0</b>	<b>0</b>	<b>0</b>
		Cash Balance at Beginning of Fiscal Year	581	519	519	365	0	0	0	0
		Cash Balance at End of Fiscal Year	519	519	365	0	0	0	0	0
		Year End Encumbrances Appropriated	0	0	0	0	0	0	0	0
<b>Unencumbered Fund Balance at End of Fiscal Year</b>			<b>\$519</b>	<b>\$519</b>	<b>\$365</b>	<b>\$0</b>	<b>\$0</b>	<b>\$0</b>	<b>\$0</b>	<b>\$0</b>

**STRONGSVILLE CITY SCHOOL DISTRICT**  
**CUYAHOGA COUNTY, OH**

*DISTRICT MANAGED ACTIVITY - DEPARTMENTAL STATEMENT OF REVENUES AND EXPENDITURES (LEVEL 4 FINANCIALS)*  
*FY 2013 ACTUAL THROUGH PROJECTION TO FY 2020*  
**DISTRICT MANAGED ACTIVITY BUDGET CENTER: SWIM TEAM FUND STRONGSVILLE HIGH SCHOOL - 9960**

Function	Object	Description	Fiscal Year 2013 Actual	Fiscal Year 2014 Actual	Fiscal Year 2015 Actual	Fiscal Year 2016 Actual	Fiscal Year 2017 Budget	Fiscal Year 2018 Projection	Fiscal Year 2019 Projection	Fiscal Year 2020 Projection
<b>Revenues:</b>										
		<b>From Local Sources:</b>								
		Extracurricular	\$0	\$0	\$0	\$0	\$2,000	\$2,000	\$2,000	\$2,000
		Other Local Revenues	1,032	145	0	0	500	500	500	500
<b>Total Revenues</b>			<b>1,032</b>	<b>145</b>	<b>0</b>	<b>0</b>	<b>2,500</b>	<b>2,500</b>	<b>2,500</b>	<b>2,500</b>
<b>Extracurricular Activities</b>										
		<b>Purchase Services</b>								
	490	Other Purchased Services	0	0	0	0	1,000	1,000	1,000	1,000
		<b>Supplies and Materials</b>								
	590	Other Supplies and Materials	681	0	0	830	1,000	1,000	1,000	1,000
		<b>Capital Outlay</b>								
	640	Equipment	0	0	0	0	500	500	500	500
		<b>Other Objects</b>								
	891	Student Activity Payments	0	0	0	0	8	0	0	0
<b>Total Expenditures</b>			<b>681</b>	<b>0</b>	<b>0</b>	<b>830</b>	<b>2,508</b>	<b>2,500</b>	<b>2,500</b>	<b>2,500</b>
<b>Net Change in Fund Balance</b>			<b>351</b>	<b>145</b>	<b>0</b>	<b>(830)</b>	<b>(8)</b>	<b>0</b>	<b>0</b>	<b>0</b>
		Cash Balance at Beginning of Fiscal Year	342	693	838	838	8	0	0	0
		Cash Balance at End of Fiscal Year	693	838	838	8	0	0	0	0
		Year End Encumbrances Appropriated	0	0	0	0	0	0	0	0
<b>Unencumbered Fund Balance at End of Fiscal Year</b>			<b>\$693</b>	<b>\$838</b>	<b>\$838</b>	<b>\$8</b>	<b>\$0</b>	<b>\$0</b>	<b>\$0</b>	<b>\$0</b>

**STRONGSVILLE CITY SCHOOL DISTRICT**  
**CUYAHOGA COUNTY, OH**

*DISTRICT MANAGED ACTIVITY - DEPARTMENTAL STATEMENT OF REVENUES AND EXPENDITURES (LEVEL 4 FINANCIALS)*  
*FY 2013 ACTUAL THROUGH PROJECTION TO FY 2020*  
**DISTRICT MANAGED ACTIVITY BUDGET CENTER: ICE HOCKEY FUND STRONGSVILLE HIGH SCHOOL - 9965**

Function	Object	Description	Fiscal Year 2013 Actual	Fiscal Year 2014 Actual	Fiscal Year 2015 Actual	Fiscal Year 2016 Actual	Fiscal Year 2017 Budget	Fiscal Year 2018 Projection	Fiscal Year 2019 Projection	Fiscal Year 2020 Projection
<b>Revenues:</b>										
		<b>From Local Sources:</b>								
		Extracurricular	\$0	\$0	\$0	\$0	\$750	\$750	\$750	\$750
		Other Local Revenues	520	0	0	0	50	50	50	50
<b>Total Revenues</b>			<b>520</b>	<b>0</b>	<b>0</b>	<b>0</b>	<b>800</b>	<b>800</b>	<b>800</b>	<b>800</b>
<i>Extracurricular Activities</i>										
		<i>Purchase Services</i>								
	490	Other Purchased Services	0	0	0	0	250	300	300	300
		<i>Supplies and Materials</i>								
	590	Other Supplies and Materials	690	0	0	0	500	500	500	500
		<i>Capital Outlay</i>								
	640	Equipment	0	0	0	0	350	0	0	0
<b>Total Expenditures</b>			<b>690</b>	<b>0</b>	<b>0</b>	<b>0</b>	<b>1,100</b>	<b>800</b>	<b>800</b>	<b>800</b>
<b>Net Change in Fund Balance</b>			<b>(170)</b>	<b>0</b>	<b>0</b>	<b>0</b>	<b>(300)</b>	<b>0</b>	<b>0</b>	<b>0</b>
		Cash Balance at Beginning of Fiscal Year	490	320	320	320	320	20	20	20
		Cash Balance at End of Fiscal Year	320	320	320	320	20	20	20	20
		Year End Encumbrances Appropriated	0	0	0	0	0	0	0	0
<b>Unencumbered Fund Balance at End of Fiscal Year</b>			<b>\$320</b>	<b>\$320</b>	<b>\$320</b>	<b>\$320</b>	<b>\$20</b>	<b>\$20</b>	<b>\$20</b>	<b>\$20</b>



**STRONGSVILLE CITY SCHOOL DISTRICT**

**CUYAHOGA COUNTY, OH**

**DISTRICT MANAGED ACTIVITY - DEPARTMENTAL STATEMENT OF REVENUES AND EXPENDITURES (LEVEL 4 FINANCIALS)**

**FY 2013 ACTUAL THROUGH PROJECTION TO FY 2020**

**DISTRICT MANAGED ACTIVITY BUDGET CENTER: LANTERN FUND STRONGSVILLE HIGH SCHOOL - 9967**

Function	Object	Description	Fiscal Year 2013 Actual	Fiscal Year 2014 Actual	Fiscal Year 2015 Actual	Fiscal Year 2016 Actual	Fiscal Year 2017 Budget	Fiscal Year 2018 Projection	Fiscal Year 2019 Projection	Fiscal Year 2020 Projection
<b>Revenues:</b>										
		<b>From Local Sources:</b>								
		Extracurricular	\$0	\$0	\$1,756	\$1,985	\$4,500	\$4,500	\$4,500	\$4,500
		Other Local Revenues	0	0	0	250	1,500	1,500	1,500	1,500
<b>Total Revenues</b>			<b>0</b>	<b>0</b>	<b>1,756</b>	<b>2,235</b>	<b>6,000</b>	<b>6,000</b>	<b>6,000</b>	<b>6,000</b>
<b>Extracurricular Activities</b>										
		<b>Purchase Services</b>								
	490	Other Purchased Services	0	0	0	1,710	3,500	3,350	3,350	3,350
		<b>Supplies and Materials</b>								
	590	Other Supplies and Materials	0	0	0	570	2,500	2,500	2,500	2,500
		<b>Capital Outlay</b>								
	640	Equipment	0	0	0	0	100	100	100	100
		<b>Other Objects</b>								
	883	Mememrials	0	0	0	0	50	50	50	50
	891	Student Activity Payments	0	0	1,567	0	0	0	0	0
		<b>Total Other Objects</b>	<b>0</b>	<b>0</b>	<b>1,567</b>	<b>0</b>	<b>50</b>	<b>50</b>	<b>50</b>	<b>50</b>
<b>Total Expenditures</b>			<b>0</b>	<b>0</b>	<b>1,567</b>	<b>2,280</b>	<b>6,150</b>	<b>6,000</b>	<b>6,000</b>	<b>6,000</b>
<b>Excess of Revenues Over / (Under) Ependitures</b>			<b>0</b>	<b>0</b>	<b>189</b>	<b>(45)</b>	<b>(150)</b>	<b>0</b>	<b>0</b>	<b>0</b>
<b>Other Financing Sources / (Uses):</b>										
		<b>Other Financing Uses</b>								
	911	Transfers In	0	0	269	0	0	0	0	0
<b>Net Change in Fund Balance</b>			<b>0</b>	<b>0</b>	<b>458</b>	<b>(45)</b>	<b>(150)</b>	<b>0</b>	<b>0</b>	<b>0</b>
<b>Cash Balance at Beginning of Fiscal Year</b>			0	0	0	458	413	263	263	263
<b>Cash Balance at End of Fiscal Year</b>			0	0	458	413	263	263	263	263
<b>Year End Encumbrances Appropriated</b>			0	0	0	0	0	0	0	0
<b>Unencumbered Fund Balance at End of Fiscal Year</b>			<b>\$0</b>	<b>\$0</b>	<b>\$458</b>	<b>\$413</b>	<b>\$263</b>	<b>\$263</b>	<b>\$263</b>	<b>\$263</b>

**STRONGSVILLE CITY SCHOOL DISTRICT**  
**CUYAHOGA COUNTY, OH**

DISTRICT MANAGED ACTIVITY - DEPARTMENTAL STATEMENT OF REVENUES AND EXPENDITURES (LEVEL 4 FINANCIALS)  
 FY 2013 ACTUAL THROUGH PROJECTION TO FY 2020  
 DISTRICT MANAGED ACTIVITY BUDGET CENTER: STROHIGAN/YEARBOOK STRONGSVILLE HIGH SCHOOL - 9968

Function	Object	Description	Fiscal Year 2013 Actual	Fiscal Year 2014 Actual	Fiscal Year 2015 Actual	Fiscal Year 2016 Actual	Fiscal Year 2017 Budget	Fiscal Year 2018 Projection	Fiscal Year 2019 Projection	Fiscal Year 2020 Projection
<b>Revenues:</b>										
		<b>From Local Sources:</b>								
		Extracurricular	\$0	\$0	\$1,314	\$2,261	\$3,000	\$3,000	\$3,000	\$3,000
		Other Local Revenues	0	0	0	0	50	50	50	50
<b>Total Revenues</b>			<b>0</b>	<b>0</b>	<b>1,314</b>	<b>2,261</b>	<b>3,050</b>	<b>3,050</b>	<b>3,050</b>	<b>3,050</b>
<b>Extracurricular Activities</b>										
		<b>Purchase Services</b>								
	490	Other Purchased Services	0	0	0	0	1,500	500	500	500
		<b>Supplies and Materials</b>								
	590	Other Supplies and Materials	0	0	0	1,565	2,500	1,100	1,100	1,100
		<b>Capital Outlay</b>								
	640	Equipment	0	0	0	0	200	200	200	200
		<b>Other Objects</b>								
	881	Scholarships	0	0	0	0	750	750	750	750
	883	Mememrials	0	0	0	0	500	500	500	500
	891	Student Activity Payments	0	0	1,252	0	0	0	0	0
		<b>Total Other Objects</b>	<b>0</b>	<b>0</b>	<b>1,252</b>	<b>0</b>	<b>1,250</b>	<b>1,250</b>	<b>1,250</b>	<b>1,250</b>
<b>Total Expenditures</b>			<b>0</b>	<b>0</b>	<b>1,252</b>	<b>1,565</b>	<b>5,450</b>	<b>3,050</b>	<b>3,050</b>	<b>3,050</b>
<b>Excess of Revenues Over / (Under) Ependitures</b>			<b>0</b>	<b>0</b>	<b>62</b>	<b>696</b>	<b>(2,400)</b>	<b>0</b>	<b>0</b>	<b>0</b>
<b>Other Financing Sources / (Uses):</b>										
		<b>Other Financing Uses</b>								
	911	Transfers In	0	2,032	0	0	0	0	0	0
<b>Net Change in Fund Balance</b>			<b>0</b>	<b>2,032</b>	<b>62</b>	<b>696</b>	<b>(2,400)</b>	<b>0</b>	<b>0</b>	<b>0</b>
		Cash Balance at Beginning of Fiscal Year	0	0	2,032	2,094	2,790	390	390	390
		Cash Balance at End of Fiscal Year	0	2,032	2,094	2,790	390	390	390	390
		Year End Encumbrances Appropriated	0	0	0	0	0	0	0	0
<b>Unencumbered Fund Balance at End of Fiscal Year</b>			<b>\$0</b>	<b>\$2,032</b>	<b>\$2,094</b>	<b>\$2,790</b>	<b>\$390</b>	<b>\$390</b>	<b>\$390</b>	<b>\$390</b>

**STRONGSVILLE CITY SCHOOL DISTRICT**  
**CUYAHOGA COUNTY, OH**

*DISTRICT MANAGED ACTIVITY - DEPARTMENTAL STATEMENT OF REVENUES AND EXPENDITURES (LEVEL 4 FINANCIALS)*  
*FY 2013 ACTUAL THROUGH PROJECTION TO FY 2020*

**DISTRICT MANAGED ACTIVITY BUDGET CENTER: BASEBALL FUND STRONGSVILLE HIGH SCHOOL - 9970**

Function	Object	Description	Fiscal Year 2013 Actual	Fiscal Year 2014 Actual	Fiscal Year 2015 Actual	Fiscal Year 2016 Actual	Fiscal Year 2017 Budget	Fiscal Year 2018 Projection	Fiscal Year 2019 Projection	Fiscal Year 2020 Projection
<b>Revenues:</b>										
		<b>From Local Sources:</b>								
		Extracurricular	\$0	\$0	\$12,123	\$0	\$12,500	\$12,500	\$12,500	\$12,500
		Other Local Revenues	0	17,007	2,141	12,716	15,000	15,000	15,000	15,000
<b>Total Revenues</b>			<b>0</b>	<b>17,007</b>	<b>14,264</b>	<b>12,716</b>	<b>27,500</b>	<b>27,500</b>	<b>27,500</b>	<b>27,500</b>
<b>Extracurricular Activities</b>										
		<b>Purchase Services</b>								
	490	Other Purchased Services	4,888	45	0	1,850	10,000	10,000	10,000	10,000
		<b>Supplies and Materials</b>								
	560	Food	380	0	0	0	0	0	0	0
	590	Other Supplies and Materials	4,768	6,410	0	9,257	14,500	14,500	14,500	14,500
		<b>Total Materials and Supplies</b>	<b>5,148</b>	<b>6,410</b>	<b>0</b>	<b>9,257</b>	<b>14,500</b>	<b>14,500</b>	<b>14,500</b>	<b>14,500</b>
		<b>Capital Outlay</b>								
	640	Equipment	0	0	0	450	5,000	5,000	5,000	5,000
		<b>Other Objects</b>								
	891	Student Activity Payments	0	0	12,656	3,390	0	0	0	0
<b>Total Expenditures</b>			<b>10,036</b>	<b>6,455</b>	<b>12,656</b>	<b>14,947</b>	<b>29,500</b>	<b>29,500</b>	<b>29,500</b>	<b>29,500</b>
<b>Net Change in Fund Balance</b>			<b>(10,036)</b>	<b>10,552</b>	<b>1,608</b>	<b>(2,231)</b>	<b>(2,000)</b>	<b>(2,000)</b>	<b>(2,000)</b>	<b>(2,000)</b>
<b>Cash Balance at Beginning of Fiscal Year</b>			10,358	322	10,874	12,482	10,251	8,251	6,251	4,251
<b>Cash Balance at End of Fiscal Year</b>			322	10,874	12,482	10,251	8,251	6,251	4,251	2,251
<b>Year End Encumbrances Appropriated</b>			0	0	3,390	1,000	1,000	1,000	1,000	1,000
<b>Unencumbered Fund Balance at End of Fiscal Year</b>			<b>\$322</b>	<b>\$10,874</b>	<b>\$9,092</b>	<b>\$9,251</b>	<b>\$7,251</b>	<b>\$5,251</b>	<b>\$3,251</b>	<b>\$1,251</b>

**STRONGSVILLE CITY SCHOOL DISTRICT**

**CUYAHOGA COUNTY, OH**

**DISTRICT MANAGED ACTIVITY - DEPARTMENTAL STATEMENT OF REVENUES AND EXPENDITURES (LEVEL 4 FINANCIALS)**

**FY 2013 ACTUAL THROUGH PROJECTION TO FY 2020**

**DISTRICT MANAGED ACTIVITY BUDGET CENTER: SOFTBALL FUND STRONGSVILLE HIGH SCHOOL - 9971**

Function	Object	Description	Fiscal Year 2013 Actual	Fiscal Year 2014 Actual	Fiscal Year 2015 Actual	Fiscal Year 2016 Actual	Fiscal Year 2017 Budget	Fiscal Year 2018 Projection	Fiscal Year 2019 Projection	Fiscal Year 2020 Projection
<b>Revenues:</b>										
		<b>From Local Sources:</b>								
		Extracurricular	\$0	\$0	\$0	\$442	\$3,000	\$3,000	\$3,000	\$3,000
		Other Local Revenues	1,465	473	900	4,755	1,500	1,500	1,500	1,500
<b>Total Revenues</b>			<b>1,465</b>	<b>473</b>	<b>900</b>	<b>5,197</b>	<b>4,500</b>	<b>4,500</b>	<b>4,500</b>	<b>4,500</b>
<b>Extracurricular Activities</b>										
		<b>Purchase Services</b>								
	490	Other Purchased Services	0	584	0	456	2,500	1,500	1,500	1,500
		<b>Supplies and Materials</b>								
	590	Other Supplies and Materials	0	1,265	0	132	3,500	2,200	2,200	2,200
		<b>Capital Outlay</b>								
	640	Equipment	0	0	0	0	750	750	750	750
		<b>Other Objects</b>								
	883	Mememrials	0	0	0	0	50	50	50	50
	891	Student Activity Payments	0	0	1,095	0	0	0	0	0
		<b>Total Other Objects</b>	<b>0</b>	<b>0</b>	<b>1,095</b>	<b>0</b>	<b>50</b>	<b>50</b>	<b>50</b>	<b>50</b>
<b>Total Expenditures</b>			<b>0</b>	<b>1,849</b>	<b>1,095</b>	<b>588</b>	<b>6,800</b>	<b>4,500</b>	<b>4,500</b>	<b>4,500</b>
<b>Net Change in Fund Balance</b>			<b>1,465</b>	<b>(1,376)</b>	<b>(195)</b>	<b>4,609</b>	<b>(2,300)</b>	<b>0</b>	<b>0</b>	<b>0</b>
<b>Cash Balance at Beginning of Fiscal Year</b>			<b>2,085</b>	<b>3,550</b>	<b>2,174</b>	<b>1,979</b>	<b>6,588</b>	<b>4,288</b>	<b>4,288</b>	<b>4,288</b>
<b>Cash Balance at End of Fiscal Year</b>			<b>3,550</b>	<b>2,174</b>	<b>1,979</b>	<b>6,588</b>	<b>4,288</b>	<b>4,288</b>	<b>4,288</b>	<b>4,288</b>
<b>Year End Encumbrances Appropriated</b>			<b>0</b>	<b>0</b>	<b>0</b>	<b>0</b>	<b>0</b>	<b>0</b>	<b>0</b>	<b>0</b>
<b>Unencumbered Fund Balance at End of Fiscal Year</b>			<b>\$3,550</b>	<b>\$2,174</b>	<b>\$1,979</b>	<b>\$6,588</b>	<b>\$4,288</b>	<b>\$4,288</b>	<b>\$4,288</b>	<b>\$4,288</b>

**STRONGSVILLE CITY SCHOOL DISTRICT**

**CUYAHOGA COUNTY, OH**

*DISTRICT MANAGED ACTIVITY - DEPARTMENTAL STATEMENT OF REVENUES AND EXPENDITURES (LEVEL 4 FINANCIALS)*

*FY 2013 ACTUAL THROUGH PROJECTION TO FY 2020*

*DISTRICT MANAGED ACTIVITY BUDGET CENTER: GIRLS CROSS COUNTRY FUND STRONGSVILLE HIGH SCHOOL - 9972*

			Fiscal Year 2013 Actual	Fiscal Year 2014 Actual	Fiscal Year 2015 Actual	Fiscal Year 2016 Actual	Fiscal Year 2017 Budget	Fiscal Year 2018 Projection	Fiscal Year 2019 Projection	Fiscal Year 2020 Projection
Function	Object	Description								
Revenues:										
	From Local Sources:									
		Extracurricular	\$650	\$4,005	\$475	\$520	\$5,000	\$5,000	\$5,000	\$5,000
		Other Local Revenues	3,728	1,448	4,222	4,079	2,000	2,000	2,000	2,000
Total Revenues			4,378	5,453	4,697	4,599	7,000	7,000	7,000	7,000
Extracurricular Activities										
	Purchase Services									
	490	Other Purchased Services	3,493	1,026	0	1,497	4,500	4,000	4,000	4,000
	Supplies and Materials									
	590	Other Supplies and Materials	0	1,546	0	641	3,189	1,350	1,350	1,350
	Capital Outlay									
	640	Equipment	0	0	0	0	1,500	1,500	1,500	1,500
	Other Objects									
	891	Student Activity Payments	0	0	5,038	915	150	150	150	150
Total Expenditures			3,493	2,572	5,038	3,053	9,339	7,000	7,000	7,000
Net Change in Fund Balance			885	2,881	(341)	1,546	(2,339)	0	0	0
Cash Balance at Beginning of Fiscal Year			1,055	1,940	4,821	4,480	6,026	3,687	3,687	3,687
Cash Balance at End of Fiscal Year			1,940	4,821	4,480	6,026	3,687	3,687	3,687	3,687
Year End Encumbrances Appropriated			0	0	0	3,674	3,674	3,674	3,674	3,674
Unencumbered Fund Balance at End of Fiscal Year			\$1,940	\$4,821	\$4,480	\$2,352	\$13	\$13	\$13	\$13

**STRONGSVILLE CITY SCHOOL DISTRICT**

**CUYAHOGA COUNTY, OH**

*DISTRICT MANAGED ACTIVITY - DEPARTMENTAL STATEMENT OF REVENUES AND EXPENDITURES (LEVEL 4 FINANCIALS)*

*FY 2013 ACTUAL THROUGH PROJECTION TO FY 2020*

**DISTRICT MANAGED ACTIVITY BUDGET CENTER: BOYS CROSS COUNTRY FUND STRONGSVILLE HIGH SCHOOL - 9975**

Function	Object	Description	Fiscal Year 2013 Actual	Fiscal Year 2014 Actual	Fiscal Year 2015 Actual	Fiscal Year 2016 Actual	Fiscal Year 2017 Budget	Fiscal Year 2018 Projection	Fiscal Year 2019 Projection	Fiscal Year 2020 Projection
<b>Revenues:</b>										
		<b>From Local Sources:</b>								
		Extracurricular	\$650	\$4,545	\$475	\$520	\$5,000	\$5,000	\$5,000	\$5,000
		Other Local Revenues	3,462	1,448	4,222	4,079	3,000	3,000	3,000	3,000
<b>Total Revenues</b>			<b>4,112</b>	<b>5,993</b>	<b>4,697</b>	<b>4,599</b>	<b>8,000</b>	<b>8,000</b>	<b>8,000</b>	<b>8,000</b>
<b>Extracurricular Activities</b>										
		<b>Purchase Services</b>								
	490	Other Purchased Services	3,493	2,381	0	3,608	5,000	2,500	2,500	2,500
		<b>Supplies and Materials</b>								
	590	Other Supplies and Materials	0	1,853	0	191	4,104	3,750	3,750	3,750
		<b>Capital Outlay</b>								
	640	Equipment	0	0	0	0	1,500	1,500	1,500	1,500
		<b>Other Objects</b>								
	891	Student Activity Payments	0	0	3,926	915	250	250	250	250
<b>Total Expenditures</b>			<b>3,493</b>	<b>4,234</b>	<b>3,926</b>	<b>4,714</b>	<b>10,854</b>	<b>8,000</b>	<b>8,000</b>	<b>8,000</b>
<b>Net Change in Fund Balance</b>			<b>619</b>	<b>1,759</b>	<b>771</b>	<b>(115)</b>	<b>(2,854)</b>	<b>0</b>	<b>0</b>	<b>0</b>
		Cash Balance at Beginning of Fiscal Year	720	1,339	3,098	3,869	3,754	900	900	900
		Cash Balance at End of Fiscal Year	1,339	3,098	3,869	3,754	900	900	900	900
		Year End Encumbrances Appropriated	0	0	0	900	900	900	900	900
<b>Unencumbered Fund Balance at End of Fiscal Year</b>			<b>\$1,339</b>	<b>\$3,098</b>	<b>\$3,869</b>	<b>\$2,854</b>	<b>\$0</b>	<b>\$0</b>	<b>\$0</b>	<b>\$0</b>

**STRONGSVILLE CITY SCHOOL DISTRICT**

**CUYAHOGA COUNTY, OH**

**DISTRICT MANAGED ACTIVITY - DEPARTMENTAL STATEMENT OF REVENUES AND EXPENDITURES (LEVEL 4 FINANCIALS)**

**FY 2013 ACTUAL THROUGH PROJECTION TO FY 2020**

**DISTRICT MANAGED ACTIVITY BUDGET CENTER: GYMNASTICS FUND STRONGSVILLE HIGH SCHOOL - 9980**

			Fiscal Year 2013 Actual	Fiscal Year 2014 Actual	Fiscal Year 2015 Actual	Fiscal Year 2016 Actual	Fiscal Year 2017 Budget	Fiscal Year 2018 Projection	Fiscal Year 2019 Projection	Fiscal Year 2020 Projection
Function	Object	Description								
Revenues:										
	From Local Sources:									
		Extracurricular	\$0	\$0	\$0	\$0	\$1,500	\$1,500	\$1,500	\$1,500
		Other Local Revenues	410	0	0	0	50	50	50	50
Total Revenues			410	0	0	0	1,550	1,550	1,550	1,550
Extracurricular Activities										
	Purchase Services									
	490	Other Purchased Services	0	0	0	0	500	500	500	500
	Supplies and Materials									
	590	Other Supplies and Materials	245	109	0	0	500	500	500	500
	Capital Outlay									
	640	Equipment	0	0	0	0	500	450	450	450
	Other Objects									
	883	Mememrials	0	0	0	0	100	100	100	100
Total Expenditures			245	109	0	0	1,600	1,550	1,550	1,550
Net Change in Fund Balance			165	(109)	0	0	(50)	0	0	0
Cash Balance at Beginning of Fiscal Year			80	245	136	136	136	86	86	86
Cash Balance at End of Fiscal Year			245	136	136	136	86	86	86	86
Year End Encumbrances Appropriated			0	0	0	0	0	0	0	0
Unencumbered Fund Balance at End of Fiscal Year			\$245	\$136	\$136	\$136	\$86	\$86	\$86	\$86

**STRONGSVILLE CITY SCHOOL DISTRICT**  
**CUYAHOGA COUNTY, OH**

DISTRICT MANAGED ACTIVITY - DEPARTMENTAL STATEMENT OF REVENUES AND EXPENDITURES (LEVEL 4 FINANCIALS)  
 FY 2013 ACTUAL THROUGH PROJECTION TO FY 2020  
 DISTRICT MANAGED ACTIVITY BUDGET CENTER: GIRLS GOLF FUND STRONGSVILLE HIGH SCHOOL - 9985

			Fiscal Year 2013 Actual	Fiscal Year 2014 Actual	Fiscal Year 2015 Actual	Fiscal Year 2016 Actual	Fiscal Year 2017 Budget	Fiscal Year 2018 Projection	Fiscal Year 2019 Projection	Fiscal Year 2020 Projection
Function	Object	Description								
Revenues:										
	From Local Sources:									
		Extracurricular	\$1,432	\$1,736	\$2,670	\$2,621	\$3,500	\$3,500	\$3,500	\$3,500
		Other Local Revenues	70	350	420	40	500	500	500	500
Total Revenues			1,502	2,086	3,090	2,661	4,000	4,000	4,000	4,000
Extracurricular Activities										
	Purchase Services									
490		Other Purchased Services	471	938	0	0	1,000	1,000	1,000	1,000
Supplies and Materials										
590		Other Supplies and Materials	995	1,027	0	2,530	3,500	2,750	2,750	2,750
Capital Outlay										
640		Equipment	0	0	0	0	200	200	200	200
Other Objects										
889		Other Awards and Prizes	0	0	0	0	50	50	50	50
891		Student Activity Payments	0	0	2,808	1,160	0	0	0	0
Total Other Objects			0	0	2,808	1,160	50	50	50	50
Total Expenditures			1,466	1,965	2,808	3,690	4,750	4,000	4,000	4,000
Net Change in Fund Balance			36	121	282	(1,029)	(750)	0	0	0
Cash Balance at Beginning of Fiscal Year			1,388	1,424	1,545	1,827	798	48	48	48
Cash Balance at End of Fiscal Year			1,424	1,545	1,827	798	48	48	48	48
Year End Encumbrances Appropriated			0	0	0	0	0	0	0	0
Unencumbered Fund Balance at End of Fiscal Year			\$1,424	\$1,545	\$1,827	\$798	\$48	\$48	\$48	\$48



**STRONGSVILLE CITY SCHOOL DISTRICT**

**CUYAHOGA COUNTY, OH**

**DISTRICT MANAGED ACTIVITY - DEPARTMENTAL STATEMENT OF REVENUES AND EXPENDITURES (LEVEL 4 FINANCIALS)**

**FY 2013 ACTUAL THROUGH PROJECTION TO FY 2020**

**DISTRICT MANAGED ACTIVITY BUDGET CENTER: TRAINER FUND STRONGSVILLE HIGH SCHOOL - 9990**

Function	Object	Description	Fiscal Year 2013 Actual	Fiscal Year 2014 Actual	Fiscal Year 2015 Actual	Fiscal Year 2016 Actual	Fiscal Year 2017 Budget	Fiscal Year 2018 Projection	Fiscal Year 2019 Projection	Fiscal Year 2020 Projection
<b>Revenues:</b>										
		<b>From Local Sources:</b>								
		Extracurricular	\$0	\$0	\$0	\$0	\$500	\$500	\$500	\$500
		Other Local Revenues	805	700	0	0	2,500	2,500	2,500	2,500
<b>Total Revenues</b>			<b>805</b>	<b>700</b>	<b>0</b>	<b>0</b>	<b>3,000</b>	<b>3,000</b>	<b>3,000</b>	<b>3,000</b>
<b>Extracurricular Activities</b>										
		<b>Purchase Services</b>								
	490	Other Purchased Services	0	0	0	447	0	0	0	0
		<b>Supplies and Materials</b>								
	510	General Supplies	0	0	0	0	150	150	150	150
	590	Other Supplies and Materials	0	196	0	611	250	250	250	250
		<b>Total Materials and Supplies</b>	<b>0</b>	<b>196</b>	<b>0</b>	<b>611</b>	<b>400</b>	<b>400</b>	<b>400</b>	<b>400</b>
		<b>Capital Outlay</b>								
	640	Equipment	0	0	0	242	3,447	2,600	2,600	2,600
<b>Total Expenditures</b>			<b>0</b>	<b>196</b>	<b>0</b>	<b>1,300</b>	<b>3,847</b>	<b>3,000</b>	<b>3,000</b>	<b>3,000</b>
<b>Net Change in Fund Balance</b>			<b>805</b>	<b>504</b>	<b>0</b>	<b>(1,300)</b>	<b>(847)</b>	<b>0</b>	<b>0</b>	<b>0</b>
		Cash Balance at Beginning of Fiscal Year	838	1,643	2,147	2,147	847	0	0	0
		Cash Balance at End of Fiscal Year	1,643	2,147	2,147	847	0	0	0	0
		Year End Encumbrances Appropriated	0	0	0	0	0	0	0	0
<b>Unencumbered Fund Balance at End of Fiscal Year</b>			<b>\$1,643</b>	<b>\$2,147</b>	<b>\$2,147</b>	<b>\$847</b>	<b>\$0</b>	<b>\$0</b>	<b>\$0</b>	<b>\$0</b>

**STRONGSVILLE CITY SCHOOL DISTRICT**

*CUYAHOGA COUNTY, OH*

*DISTRICT MANAGED ACTIVITY - DEPARTMENTAL STATEMENT OF REVENUES AND EXPENDITURES (LEVEL 4 FINANCIALS)*

*FY 2013 ACTUAL THROUGH PROJECTION TO FY 2020*

*DISTRICT MANAGED ACTIVITY BUDGET CENTER: WEIGHT ROOM FUND STRONGSVILLE HIGH SCHOOL - 9991*

Function	Object	Description	Fiscal Year 2013 Actual	Fiscal Year 2014 Actual	Fiscal Year 2015 Actual	Fiscal Year 2016 Actual	Fiscal Year 2017 Budget	Fiscal Year 2018 Projection	Fiscal Year 2019 Projection	Fiscal Year 2020 Projection
<b>Revenues:</b>										
		<b>From Local Sources:</b>								
		Extracurricular	\$0	\$0	\$0	\$0	\$750	\$750	\$750	\$750
		Other Local Revenues	0	0	0	0	2,000	2,000	2,000	2,000
<b>Total Revenues</b>			<b>0</b>	<b>0</b>	<b>0</b>	<b>0</b>	<b>2,750</b>	<b>2,750</b>	<b>2,750</b>	<b>2,750</b>
<i>Extracurricular Activities</i>										
		<i>Purchase Services</i>								
	490	Other Purchased Services	0	0	0	0	500	500	500	500
		<i>Supplies and Materials</i>								
	590	Other Supplies and Materials	0	0	0	0	1,500	1,000	1,000	1,000
		<i>Capital Outlay</i>								
	640	Equipment	0	0	0	0	2,000	1,250	1,250	1,250
<b>Total Expenditures</b>			<b>0</b>	<b>0</b>	<b>0</b>	<b>0</b>	<b>4,000</b>	<b>2,750</b>	<b>2,750</b>	<b>2,750</b>
<b>Net Change in Fund Balance</b>			<b>0</b>	<b>0</b>	<b>0</b>	<b>0</b>	<b>(1,250)</b>	<b>0</b>	<b>0</b>	<b>0</b>
		Cash Balance at Beginning of Fiscal Year	1,340	1,340	1,340	1,340	1,340	90	90	90
		Cash Balance at End of Fiscal Year	1,340	1,340	1,340	1,340	90	90	90	90
		Year End Encumbrances Appropriated	0	0	0	0	0	0	0	0
<b>Unencumbered Fund Balance at End of Fiscal Year</b>			<b>\$1,340</b>	<b>\$1,340</b>	<b>\$1,340</b>	<b>\$1,340</b>	<b>\$90</b>	<b>\$90</b>	<b>\$90</b>	<b>\$90</b>

**STRONGSVILLE CITY SCHOOL DISTRICT**  
**CUYAHOGA COUNTY, OH**

DISTRICT MANAGED ACTIVITY - DEPARTMENTAL STATEMENT OF REVENUES AND EXPENDITURES (LEVEL 4 FINANCIALS)  
 FY 2013 ACTUAL THROUGH PROJECTION TO FY 2020  
 DISTRICT MANAGED ACTIVITY BUDGET CENTER: FALL CHEERLEADERS FUND STRONGSVILLE HIGH SCHOOL - 9992

Function	Object	Description	Fiscal Year 2013 Actual	Fiscal Year 2014 Actual	Fiscal Year 2015 Actual	Fiscal Year 2016 Actual	Fiscal Year 2017 Budget	Fiscal Year 2018 Projection	Fiscal Year 2019 Projection	Fiscal Year 2020 Projection
<b>Revenues:</b>										
		<b>From Local Sources:</b>								
		Extracurricular	\$0	\$0	\$0	\$7,911	\$25,000	\$25,000	\$25,000	\$25,000
		Other Local Revenues	0	0	23,546	2,290	5,000	5,000	5,000	5,000
<b>Total Revenues</b>			<b>0</b>	<b>0</b>	<b>23,546</b>	<b>10,201</b>	<b>30,000</b>	<b>30,000</b>	<b>30,000</b>	<b>30,000</b>
<b>Extracurricular Activities</b>										
		<b>Purchase Services</b>								
	490	Other Purchased Services	0	0	0	2,850	18,504	11,400	11,400	11,400
		<b>Supplies and Materials</b>								
	590	Other Supplies and Materials	0	0	0	637	14,500	14,500	14,500	14,500
		<b>Capital Outlay</b>								
	640	Equipment	0	0	0	0	4,000	4,000	4,000	4,000
		<b>Other Objects</b>								
	891	Student Activity Payments	0	0	13,284	9,550	100	100	100	100
<b>Total Expenditures</b>			<b>0</b>	<b>0</b>	<b>13,284</b>	<b>13,037</b>	<b>37,104</b>	<b>30,000</b>	<b>30,000</b>	<b>30,000</b>
<b>Excess of Revenues Over / (Under) Expenditures</b>			<b>0</b>	<b>0</b>	<b>10,262</b>	<b>(2,836)</b>	<b>(7,104)</b>	<b>0</b>	<b>0</b>	<b>0</b>
<b>Other Financing Sources / (Uses):</b>										
		<b>Other Financing Uses</b>								
	910	Transfers Out	0	0	(322)	0	0	0	0	0
<b>Net Change in Fund Balance</b>			<b>0</b>	<b>0</b>	<b>9,940</b>	<b>(2,836)</b>	<b>(7,104)</b>	<b>0</b>	<b>0</b>	<b>0</b>
Cash Balance at Beginning of Fiscal Year			0	0	0	9,940	7,104	0	0	0
Cash Balance at End of Fiscal Year			0	0	9,940	7,104	0	0	0	0
Year End Encumbrances Appropriated			0	0	9,850	0	0	0	0	0
<b>Unencumbered Fund Balance at End of Fiscal Year</b>			<b>\$0</b>	<b>\$0</b>	<b>\$90</b>	<b>\$7,104</b>	<b>\$0</b>	<b>\$0</b>	<b>\$0</b>	<b>\$0</b>

**STRONGSVILLE CITY SCHOOL DISTRICT**  
**CUYAHOGA COUNTY, OH**

*DISTRICT MANAGED ACTIVITY - DEPARTMENTAL STATEMENT OF REVENUES AND EXPENDITURES (LEVEL 4 FINANCIALS)*  
*FY 2013 ACTUAL THROUGH PROJECTION TO FY 2020*  
**DISTRICT MANAGED ACTIVITY BUDGET CENTER: WINTER CHEERLEADERS FUND STRONGSVILLE HIGH SCHOOL - 9996**

Function	Object	Description	Fiscal Year 2013 Actual	Fiscal Year 2014 Actual	Fiscal Year 2015 Actual	Fiscal Year 2016 Actual	Fiscal Year 2017 Budget	Fiscal Year 2018 Projection	Fiscal Year 2019 Projection	Fiscal Year 2020 Projection
<b>Revenues:</b>										
		<b>From Local Sources:</b>								
		Extracurricular	\$0	\$0	\$0	\$11,185	\$20,000	\$20,000	\$20,000	\$20,000
		Other Local Revenues	0	0	4,048	0	2,500	2,500	2,500	2,500
<b>Total Revenues</b>			<b>0</b>	<b>0</b>	<b>4,048</b>	<b>11,185</b>	<b>22,500</b>	<b>22,500</b>	<b>22,500</b>	<b>22,500</b>
<b>Extracurricular Activities</b>										
		<b>Purchase Services</b>								
	490	Other Purchased Services	0	0	0	669	10,000	7,000	7,000	7,000
		<b>Supplies and Materials</b>								
	590	Other Supplies and Materials	0	0	0	5,250	20,122	15,000	15,000	15,000
		<b>Capital Outlay</b>								
	640	Equipment	0	0	0	0	600	500	500	500
		<b>Other Objects</b>								
	891	Student Activity Payments	0	0	3,164	(248)	0	0	0	0
<b>Total Expenditures</b>			<b>0</b>	<b>0</b>	<b>3,164</b>	<b>5,671</b>	<b>30,722</b>	<b>22,500</b>	<b>22,500</b>	<b>22,500</b>
<b>Excess of Revenues Over / (Under) Expenditures</b>			<b>0</b>	<b>0</b>	<b>884</b>	<b>5,514</b>	<b>(8,222)</b>	<b>0</b>	<b>0</b>	<b>0</b>
<b>Other Financing Sources / (Uses):</b>										
		<b>Other Financing Uses</b>								
	911	Transfers In	0	0	1,824	0	0	0	0	0
<b>Net Change in Fund Balance</b>			<b>0</b>	<b>0</b>	<b>2,708</b>	<b>5,514</b>	<b>(8,222)</b>	<b>0</b>	<b>0</b>	<b>0</b>
Cash Balance at Beginning of Fiscal Year			0	0	0	2,708	8,222	0	0	0
Cash Balance at End of Fiscal Year			0	0	2,708	8,222	0	0	0	0
Year End Encumbrances Appropriated			0	0	84	0	0	0	0	0
<b>Unencumbered Fund Balance at End of Fiscal Year</b>			<b>\$0</b>	<b>\$0</b>	<b>\$2,624</b>	<b>\$8,222</b>	<b>\$0</b>	<b>\$0</b>	<b>\$0</b>	<b>\$0</b>

# AUXILIARY SERVICE FUND

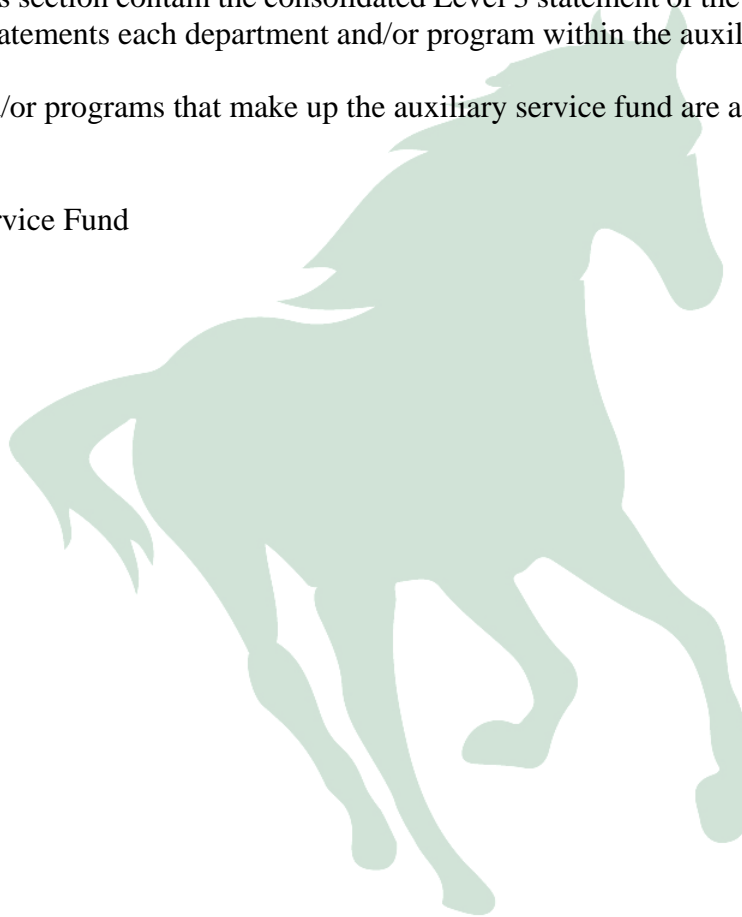
The budget statements contained in this section provide the detailed revenue and expenditures for the Auxiliary Service Fund.

The auxiliary service fund is used to account for the monies which provide services and materials to pupils attending a non-public school within the School District. (St. Joseph & John, Creative Playrooms, and Le Chaperon Rouge)

The statements in this section contain the consolidated Level 3 statement of the auxiliary service fund and the individual Level 4 statements each department and/or program within the auxiliary service fund.

The departments and/or programs that make up the auxiliary service fund are as follows:

- Auxiliary Service Fund



**STRONGSVILLE CITY SCHOOL DISTRICT**  
**CUYAHOGA COUNTY, OH**  
**STATEMENT OF REVENUES AND EXPENDITURES**  
**FY 2013 ACTUAL THROUGH PROJECTION TO FY 2020**  
**AUXILIARY SERVICE FUND - LEVEL 3 FINANCIAL**

Function	Description	Fiscal Year 2013 Actual	Fiscal Year 2014 Actual	Fiscal Year 2015 Actual	Fiscal Year 2016 Actual	Fiscal Year 2017 Budget	Fiscal Year 2018 Projection	Fiscal Year 2019 Projection	Fiscal Year 2020 Projection
<b>Revenues:</b>									
	<b>From Local Sources:</b>								
	Earnings on Investments	\$0	\$0	\$162	\$254	\$222	\$222	\$222	\$222
	<b>Intergovernmental - State</b>	493,277	523,320	552,692	578,459	561,000	561,000	561,000	561,000
<b>Total Revenues</b>		<b>493,277</b>	<b>523,320</b>	<b>552,854</b>	<b>578,713</b>	<b>561,222</b>	<b>561,222</b>	<b>561,222</b>	<b>561,222</b>
<b>Operation of Non-Instructional Services:</b>									
	Salaries	19,384	22,389	16,614	18,287	24,110	24,110	24,110	24,110
	Fringe Benefits	18,037	21,728	5,080	9,662	11,968	11,968	11,968	11,968
	Purchase Services	313,297	312,961	330,433	364,144	365,789	335,946	335,933	335,933
	Materials and Supplies	130,702	62,746	159,100	116,348	129,172	129,172	129,172	129,172
	Capital Outlay	41,021	41,547	12,218	47,852	37,539	37,539	37,539	37,539
	Other Objects	19,731	20,932	22,186	23,059	22,500	22,500	22,500	22,500
<b>Total Operational of Non-Instructional Services</b>		<b>542,172</b>	<b>482,303</b>	<b>545,631</b>	<b>579,352</b>	<b>591,078</b>	<b>561,235</b>	<b>561,222</b>	<b>561,222</b>
<b>Total Expenditures</b>		<b>542,172</b>	<b>482,303</b>	<b>545,631</b>	<b>579,352</b>	<b>591,078</b>	<b>561,235</b>	<b>561,222</b>	<b>561,222</b>
<b>Excess of Revenues Over / (Under) Expenditures</b>		<b>(48,895)</b>	<b>41,017</b>	<b>7,223</b>	<b>(639)</b>	<b>(29,856)</b>	<b>(13)</b>	<b>0</b>	<b>0</b>
<b>Other Financing Sources / (Uses):</b>									
	Refund of Prior Year Receipt	0	0	0	(2,298)	0	0	0	0
<b>Total Other Financing Sources / (Uses)</b>		<b>0</b>	<b>0</b>	<b>0</b>	<b>(2,298)</b>	<b>0</b>	<b>0</b>	<b>0</b>	<b>0</b>
<b>Net Change in Fund Balance</b>		<b>(48,895)</b>	<b>41,017</b>	<b>7,223</b>	<b>(2,937)</b>	<b>(29,856)</b>	<b>(13)</b>	<b>0</b>	<b>0</b>
	<b>Cash Balance at Beginning of Fiscal Year</b>	68,136	19,241	60,258	67,481	64,544	34,688	34,675	34,675
	<b>Cash Balance at End of Fiscal Year</b>	19,241	60,258	67,481	64,544	34,688	34,675	34,675	34,675
	<b>Year End Encumbrances Appropriated</b>	14,087	43,096	63,037	34,675	34,675	34,675	34,675	34,675
<b>Unencumbered Fund Balance at End of Fiscal Year</b>		<b>\$5,154</b>	<b>\$17,162</b>	<b>\$4,444</b>	<b>\$29,869</b>	<b>\$13</b>	<b>\$0</b>	<b>\$0</b>	<b>\$0</b>

**STRONGSVILLE CITY SCHOOL DISTRICT**

**CUYAHOGA COUNTY, OH**

**AUXILIARY SERVICE FUND - DEPARTMENTAL STATEMENT OF REVENUES AND EXPENDITURES (LEVEL 4 FINANCIALS)**

**FY 2013 ACTUAL THROUGH PROJECTION TO FY 2020**

**TOTAL AUXILIARY SERVICE FUND**

Function	Object	Description	Fiscal Year 2013 Actual	Fiscal Year 2014 Actual	Fiscal Year 2015 Actual	Fiscal Year 2016 Actual	Fiscal Year 2017 Budget	Fiscal Year 2018 Projection	Fiscal Year 2019 Projection	Fiscal Year 2020 Projection
<b>Revenues:</b>										
<b>From Local Sources:</b>										
		Earnings on Investments	\$0	\$0	\$162	\$254	\$222	\$222	\$222	\$222
		<b>Intergovernmental - State</b>	493,277	523,320	552,692	578,459	561,000	561,000	561,000	561,000
<b>Total Revenues</b>			<b>493,277</b>	<b>523,320</b>	<b>552,854</b>	<b>578,713</b>	<b>561,222</b>	<b>561,222</b>	<b>561,222</b>	<b>561,222</b>
<b>Operation of Non-Instructional Services:</b>										
<b>Salaries:</b>										
	141	Noncert Regular Sal/Wages	19,384	22,389	16,314	18,187	23,410	23,410	23,410	23,410
	149	Noncert Merit Incentive	0	0	300	100	700	700	700	700
<b>Total Salaries</b>			<b>19,384</b>	<b>22,389</b>	<b>16,614</b>	<b>18,287</b>	<b>24,110</b>	<b>24,110</b>	<b>24,110</b>	<b>24,110</b>
<b>Fringe Benefits</b>										
	292	Noncert Other Retire/Insurance	18,037	21,728	5,080	9,662	11,968	11,968	11,968	11,968
<b>Purchase Services</b>										
	490	Other Purchased Services	313,297	312,961	330,433	364,144	365,789	335,946	335,933	335,933
<b>Supplies and Materials</b>										
	590	Other Supplies and Materials	130,702	62,746	159,100	116,348	129,172	129,172	129,172	129,172
<b>Equipment</b>										
	640	Equipment	41,021	41,547	12,218	47,852	37,539	37,539	37,539	37,539
<b>Other Objects</b>										
	890	Other Misc. Expenditures	19,731	20,932	22,186	23,059	22,500	22,500	22,500	22,500
<b>Total Operational of Non-Instructional Services</b>			<b>542,172</b>	<b>482,303</b>	<b>545,631</b>	<b>579,352</b>	<b>591,078</b>	<b>561,235</b>	<b>561,222</b>	<b>561,222</b>
<b>Total Expenditures</b>			<b>542,172</b>	<b>482,303</b>	<b>545,631</b>	<b>579,352</b>	<b>591,078</b>	<b>561,235</b>	<b>561,222</b>	<b>561,222</b>
<b>Excess of Revenues Over / (Under) Expenditures</b>			<b>(48,895)</b>	<b>41,017</b>	<b>7,223</b>	<b>(639)</b>	<b>(29,856)</b>	<b>(13)</b>	<b>0</b>	<b>0</b>
<b>Other Financing Sources / (Uses):</b>										
<b>Other Financing Uses</b>										
	930	Refund of Prior Year Receipt	0	0	0	(2,298)	0	0	0	0
<b>Net Change in Fund Balance</b>			<b>(48,895)</b>	<b>41,017</b>	<b>7,223</b>	<b>(2,937)</b>	<b>(29,856)</b>	<b>(13)</b>	<b>0</b>	<b>0</b>
<b>Cash Balance at Beginning of Fiscal Year</b>			68,136	19,241	60,258	67,481	64,544	34,688	34,675	34,675
<b>Cash Balance at End of Fiscal Year</b>			19,241	60,258	67,481	64,544	34,688	34,675	34,675	34,675
<b>Year End Encumbrances Appropriated</b>			14,087	43,096	63,037	34,675	34,675	34,675	34,675	34,675
<b>Unencumbered Fund Balance at End of Fiscal Year</b>			<b>\$5,154</b>	<b>\$17,162</b>	<b>\$4,444</b>	<b>\$29,869</b>	<b>\$13</b>	<b>\$0</b>	<b>\$0</b>	<b>\$0</b>

# MANAGEMENT INFORMATION SYSTEMS GRANT FUND

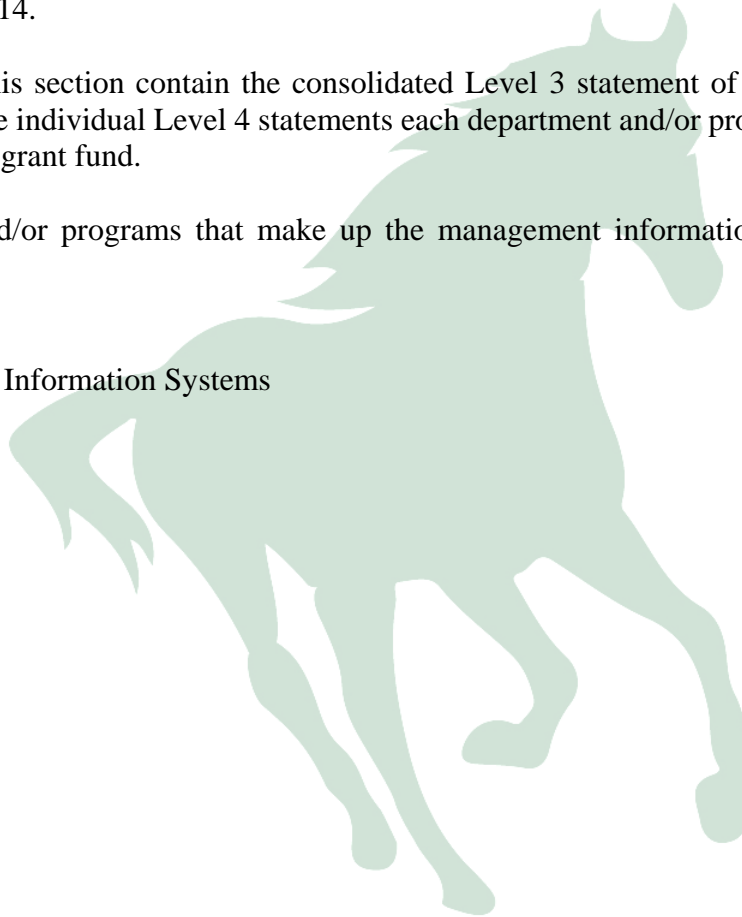
The budget statements contained in this section provide the detailed revenue and expenditures for the Management Information Systems Grant Fund.

The management information system grant is used to provide hardware and software development, or other costs associated with requirements of the management information systems. This grant has been discontinued during fiscal year 2014.

The statements in this section contain the consolidated Level 3 statement of the management information systems grant and the individual Level 4 statements each department and/or program within the management information systems grant fund.

The departments and/or programs that make up the management information systems grant fund are as follows:

- Management Information Systems





**STRONGSVILLE CITY SCHOOL DISTRICT**  
**CUYAHOGA COUNTY, OH**  
**STATEMENT OF REVENUES AND EXPENDITURES**  
**FY 2013 ACTUAL THROUGH PROJECTION TO FY 2020**  
**MANAGEMENT INFORMATION SYSTEMS GRANT - LEVEL 3 FINANCIAL**

Function	Description	Fiscal Year 2013 Actual	Fiscal Year 2014 Actual	Fiscal Year 2015 Actual	Fiscal Year 2016 Actual	Fiscal Year 2017 Budget	Fiscal Year 2018 Projection	Fiscal Year 2019 Projection	Fiscal Year 2020 Projection
Revenues:									
	Intergovernmental - State	\$0	\$0	\$0	\$0	\$0	\$0	\$0	\$0
<b>Total Revenues</b>		<b>0</b>	<b>0</b>	<b>0</b>	<b>0</b>	<b>0</b>	<b>0</b>	<b>0</b>	<b>0</b>
Support Services:									
	Purchase Services	0	380	0	0	0	0	0	0
<b>Total Support Services</b>		<b>0</b>	<b>380</b>	<b>0</b>	<b>0</b>	<b>0</b>	<b>0</b>	<b>0</b>	<b>0</b>
<b>Total Expenditures</b>		<b>0</b>	<b>380</b>	<b>0</b>	<b>0</b>	<b>0</b>	<b>0</b>	<b>0</b>	<b>0</b>
<b>Net Change in Fund Balance</b>		<b>0</b>	<b>(380)</b>	<b>0</b>	<b>0</b>	<b>0</b>	<b>0</b>	<b>0</b>	<b>0</b>
	Cash Balance at Beginning of Fiscal Year	380	380	0	0	0	0	0	0
	Cash Balance at End of Fiscal Year	380	0	0	0	0	0	0	0
	Year End Encumbrances Appropriated	0	0	0	0	0	0	0	0
<b>Unencumbered Fund Balance at End of Fiscal Year</b>		<b>\$380</b>	<b>\$0</b>	<b>\$0</b>	<b>\$0</b>	<b>\$0</b>	<b>\$0</b>	<b>\$0</b>	<b>\$0</b>

**STRONGSVILLE CITY SCHOOL DISTRICT**

**CUYAHOGA COUNTY, OH**

**MANAGEMENT INFORMATION SYSTEMS GRANT - DEPARTMENTAL STATEMENT OF REVENUES AND EXPENDITURES (LEVEL 4 FINANCIALS)**

**FY 2013 ACTUAL THROUGH PROJECTION TO FY 2020**

**TOTAL MANAGEMENT INFORMATION SYSTEMS GRANT**

Function	Object	Description	Fiscal Year 2013 Actual	Fiscal Year 2014 Actual	Fiscal Year 2015 Actual	Fiscal Year 2016 Actual	Fiscal Year 2017 Budget	Fiscal Year 2018 Projection	Fiscal Year 2019 Projection	Fiscal Year 2020 Projection
<b>Revenues:</b>										
		Intergovernmental - State	\$0	\$0	\$0	\$0	\$0	\$0	\$0	\$0
<b>Total Revenues</b>			<b>0</b>	<b>0</b>	<b>0</b>	<b>0</b>	<b>0</b>	<b>0</b>	<b>0</b>	<b>0</b>
<b>Support Services:</b>										
		Purchase Services								
	490	Other Purchased Services	0	380	0	0	0	0	0	0
<b>Total Expenditures</b>			<b>0</b>	<b>380</b>	<b>0</b>	<b>0</b>	<b>0</b>	<b>0</b>	<b>0</b>	<b>0</b>
<b>Net Change in Fund Balance</b>			<b>0</b>	<b>(380)</b>	<b>0</b>	<b>0</b>	<b>0</b>	<b>0</b>	<b>0</b>	<b>0</b>
Cash Balance at Beginning of Fiscal Year			380	380	0	0	0	0	0	0
Cash Balance at End of Fiscal Year			380	0	0	0	0	0	0	0
Year End Encumbrances Appropriated			0	0	0	0	0	0	0	0
<b>Unencumbered Fund Balance at End of Fiscal Year</b>			<b>\$380</b>	<b>\$0</b>	<b>\$0</b>	<b>\$0</b>	<b>\$0</b>	<b>\$0</b>	<b>\$0</b>	<b>\$0</b>

# DATA COMMUNICATIONS GRANT FUND

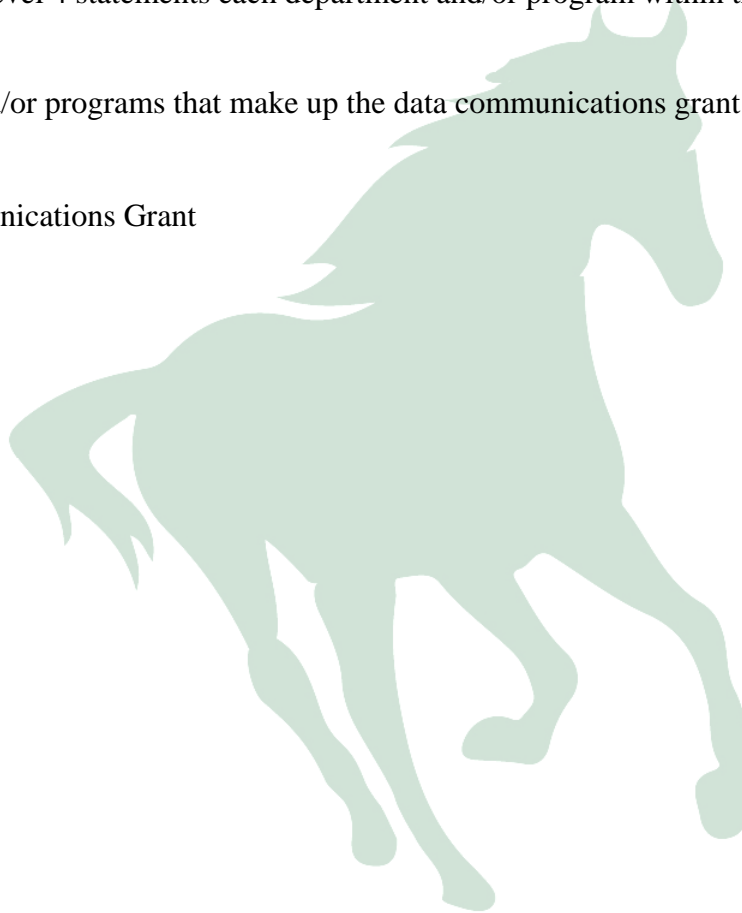
The budget statements contained in this section provide the detailed revenue and expenditures for the Data Communications Grant Fund.

The data communications grant fund is used to account for money appropriated for the Ohio Educational Computer Network Connections.

The statements in this section contain the consolidated Level 3 statement of the data communications grant and the individual Level 4 statements each department and/or program within the data communications grant fund.

The departments and/or programs that make up the data communications grant fund are as follows:

- Data Communications Grant



**STRONGSVILLE CITY SCHOOL DISTRICT**  
**CUYAHOGA COUNTY, OH**  
**STATEMENT OF REVENUES AND EXPENDITURES**  
**FY 2013 ACTUAL THROUGH PROJECTION TO FY 2020**  
**DATA COMMUNICATIONS GRANT - LEVEL 3 FINANCIAL**

Function	Description	Fiscal Year 2013 Actual	Fiscal Year 2014 Actual	Fiscal Year 2015 Actual	Fiscal Year 2016 Actual	Fiscal Year 2017 Budget	Fiscal Year 2018 Projection	Fiscal Year 2019 Projection	Fiscal Year 2020 Projection
<b>Revenues:</b>									
	Intergovernmental - State	\$19,800	\$19,800	\$16,200	\$16,200	\$16,200	\$16,200	\$16,200	\$16,200
<b>Total Revenues</b>		<b>19,800</b>	<b>19,800</b>	<b>16,200</b>	<b>16,200</b>	<b>16,200</b>	<b>16,200</b>	<b>16,200</b>	<b>16,200</b>
<b>Support Services:</b>									
	Purchase Services	27,900	29,700	8,100	0	40,500	16,200	16,200	16,200
<b>Total Support Services</b>		<b>27,900</b>	<b>29,700</b>	<b>8,100</b>	<b>0</b>	<b>40,500</b>	<b>16,200</b>	<b>16,200</b>	<b>16,200</b>
<b>Total Expenditures</b>		<b>27,900</b>	<b>29,700</b>	<b>8,100</b>	<b>0</b>	<b>40,500</b>	<b>16,200</b>	<b>16,200</b>	<b>16,200</b>
<b>Net Change in Fund Balance</b>		<b>(8,100)</b>	<b>(9,900)</b>	<b>8,100</b>	<b>16,200</b>	<b>(24,300)</b>	<b>0</b>	<b>0</b>	<b>0</b>
	Cash Balance at Beginning of Fiscal Year	18,000	9,900	0	8,100	24,300	0	0	0
	Cash Balance at End of Fiscal Year	9,900	0	8,100	24,300	0	0	0	0
	Year End Encumbrances Appropriated	0	0	0	0	0	0	0	0
<b>Unencumbered Fund Balance at End of Fiscal Year</b>		<b>\$9,900</b>	<b>\$0</b>	<b>\$8,100</b>	<b>\$24,300</b>	<b>\$0</b>	<b>\$0</b>	<b>\$0</b>	<b>\$0</b>

**STRONGSVILLE CITY SCHOOL DISTRICT**

**CUYAHOGA COUNTY, OH**

**DATA COMMUNICATIONS GRANT - DEPARTMENTAL STATEMENT OF REVENUES AND EXPENDITURES (LEVEL 4 FINANCIALS)**

**FY 2013 ACTUAL THROUGH PROJECTION TO FY 2020**

**TOTAL DATA COMMUNICATIONS GRANT**

Function	Object	Description	Fiscal Year 2013 Actual	Fiscal Year 2014 Actual	Fiscal Year 2015 Actual	Fiscal Year 2016 Actual	Fiscal Year 2017 Budget	Fiscal Year 2018 Projection	Fiscal Year 2019 Projection	Fiscal Year 2020 Projection
<b>Revenues:</b>										
		Intergovernmental - State	\$19,800	\$19,800	\$16,200	\$16,200	\$16,200	\$16,200	\$16,200	\$16,200
<b>Total Revenues</b>			<b>19,800</b>	<b>19,800</b>	<b>16,200</b>	<b>16,200</b>	<b>16,200</b>	<b>16,200</b>	<b>16,200</b>	<b>16,200</b>
<b>Support Services:</b>										
		Purchase Services								
	449	Other Communications Services	27,900	29,700	8,100	0	40,500	16,200	16,200	16,200
<b>Total Expenditures</b>			<b>27,900</b>	<b>29,700</b>	<b>8,100</b>	<b>0</b>	<b>40,500</b>	<b>16,200</b>	<b>16,200</b>	<b>16,200</b>
<b>Net Change in Fund Balance</b>			<b>(8,100)</b>	<b>(9,900)</b>	<b>8,100</b>	<b>16,200</b>	<b>(24,300)</b>	<b>0</b>	<b>0</b>	<b>0</b>
Cash Balance at Beginning of Fiscal Year			18,000	9,900	0	8,100	24,300	0	0	0
Cash Balance at End of Fiscal Year			9,900	0	8,100	24,300	0	0	0	0
Year End Encumbrances Appropriated			0	0	0	0	0	0	0	0
<b>Unencumbered Fund Balance at End of Fiscal Year</b>			<b>\$9,900</b>	<b>\$0</b>	<b>\$8,100</b>	<b>\$24,300</b>	<b>\$0</b>	<b>\$0</b>	<b>\$0</b>	<b>\$0</b>

# ALTERNATIVE SCHOOLS GRANT FUND

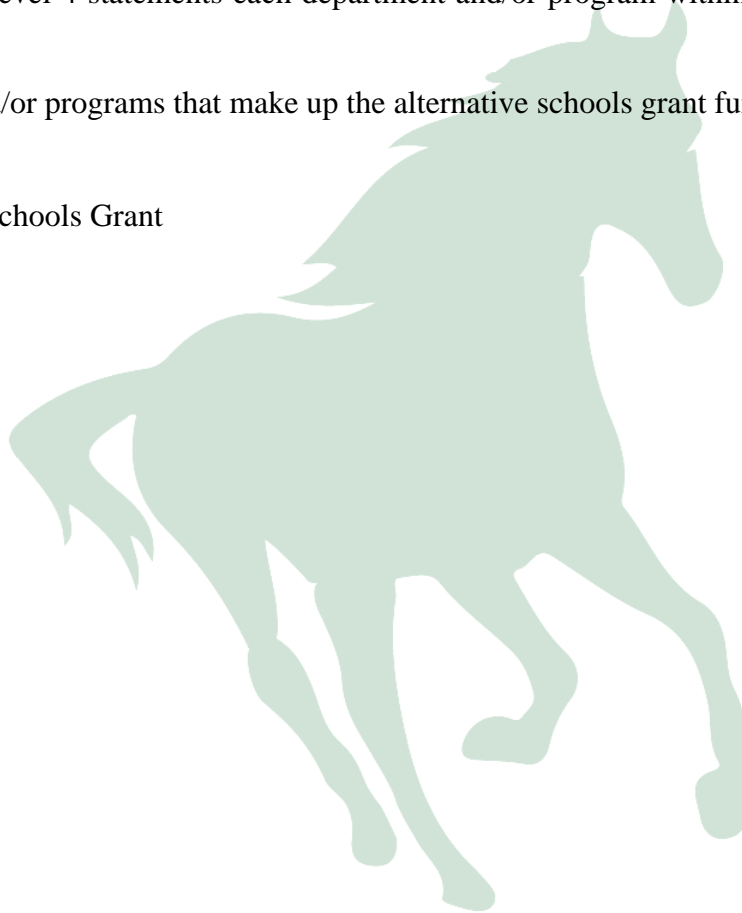
The budget statements contained in this section provide the detailed revenue and expenditures for the Alternative Schools Grant Fund.

The alternative schools grant fund is used to account for alternative educational programs for existing and new at-risk and delinquent youth.

The statements in this section contain the consolidated Level 3 statement of the alternative schools grant fund and the individual Level 4 statements each department and/or program within the alternative schools grant fund.

The departments and/or programs that make up the alternative schools grant fund are as follows:

- Alternative Schools Grant



**STRONGSVILLE CITY SCHOOL DISTRICT**  
**CUYAHOGA COUNTY, OH**  
**STATEMENT OF REVENUES AND EXPENDITURES**  
**FY 2013 ACTUAL THROUGH PROJECTION TO FY 2020**  
**ALTNERATIVE SCHOOLS GRANTS - LEVEL 3 FINANCIAL**

Function	Description	Fiscal Year 2013 Actual	Fiscal Year 2014 Actual	Fiscal Year 2015 Actual	Fiscal Year 2016 Actual	Fiscal Year 2017 Budget	Fiscal Year 2018 Projection	Fiscal Year 2019 Projection	Fiscal Year 2020 Projection
<b>Revenues:</b>									
	Intergovernmental - State	\$47,166	\$47,499	\$33,650	\$59,652	\$52,312	\$52,312	\$52,312	\$52,312
<b>Total Revenues</b>		<b>47,166</b>	<b>47,499</b>	<b>33,650</b>	<b>59,652</b>	<b>52,312</b>	<b>52,312</b>	<b>52,312</b>	<b>52,312</b>
<b>Instruction:</b>									
	Purchase Services	47,063	47,602	37,165	56,137	50,919	52,312	52,312	52,312
<b>Total Insutruction</b>		<b>47,063</b>	<b>47,602</b>	<b>37,165</b>	<b>56,137</b>	<b>50,919</b>	<b>52,312</b>	<b>52,312</b>	<b>52,312</b>
<b>Total Expenditures</b>		<b>47,063</b>	<b>47,602</b>	<b>37,165</b>	<b>56,137</b>	<b>50,919</b>	<b>52,312</b>	<b>52,312</b>	<b>52,312</b>
<b>Net Change in Fund Balance</b>		<b>103</b>	<b>(103)</b>	<b>(3,515)</b>	<b>3,515</b>	<b>1,393</b>	<b>0</b>	<b>0</b>	<b>0</b>
	Cash Balance at Beginning of Fiscal Year	0	103	0	(3,515)	0	1,393	1,393	1,393
	Cash Balance at End of Fiscal Year	103	0	(3,515)	0	1,393	1,393	1,393	1,393
	Year End Encumbrances Appropriated	0	0	7,640	0	1,393	1,393	1,393	1,393
<b>Unencumbered Fund Balance at End of Fiscal Year</b>		<b>\$103</b>	<b>\$0</b>	<b>(\$11,155)</b>	<b>\$0</b>	<b>\$0</b>	<b>\$0</b>	<b>\$0</b>	<b>\$0</b>

**STRONGSVILLE CITY SCHOOL DISTRICT**

**CUYAHOGA COUNTY, OH**

**ALTERNATIVE SCHOOLS GRANT - DEPARTMENTAL STATEMENT OF REVENUES AND EXPENDITURES (LEVEL 4 FINANCIALS)**

**FY 2013 ACTUAL THROUGH PROJECTION TO FY 2020**

**TOTAL ALTERNATIVE SCHOOLS GRANT**

Function	Object	Description	Fiscal Year 2013 Actual	Fiscal Year 2014 Actual	Fiscal Year 2015 Actual	Fiscal Year 2016 Actual	Fiscal Year 2017 Budget	Fiscal Year 2018 Projection	Fiscal Year 2019 Projection	Fiscal Year 2020 Projection
<b>Revenues:</b>										
		Intergovernmental - State	\$47,166	\$47,499	\$33,650	\$59,652	\$52,312	\$52,312	\$52,312	\$52,312
<b>Total Revenues</b>			<b>47,166</b>	<b>47,499</b>	<b>33,650</b>	<b>59,652</b>	<b>52,312</b>	<b>52,312</b>	<b>52,312</b>	<b>52,312</b>
<b>Instruction:</b>										
		Purchase Services								
	490	Other Purchased Services	47,063	47,602	37,165	56,137	50,919	52,312	52,312	52,312
<b>Total Expenditures</b>			<b>47,063</b>	<b>47,602</b>	<b>37,165</b>	<b>56,137</b>	<b>50,919</b>	<b>52,312</b>	<b>52,312</b>	<b>52,312</b>
<b>Net Change in Fund Balance</b>			<b>103</b>	<b>(103)</b>	<b>(3,515)</b>	<b>3,515</b>	<b>1,393</b>	<b>0</b>	<b>0</b>	<b>0</b>
Cash Balance at Beginning of Fiscal Year			0	103	0	(3,515)	0	1,393	1,393	1,393
Cash Balance at End of Fiscal Year			103	0	(3,515)	0	1,393	1,393	1,393	1,393
Year End Encumbrances Appropriated			0	0	7,640	0	1,393	1,393	1,393	1,393
<b>Unencumbered Fund Balance at End of Fiscal Year</b>			<b>\$103</b>	<b>\$0</b>	<b>(\$11,155)</b>	<b>\$0</b>	<b>\$0</b>	<b>\$0</b>	<b>\$0</b>	<b>\$0</b>



# MISCELLANEOUS STATE GRANT FUND

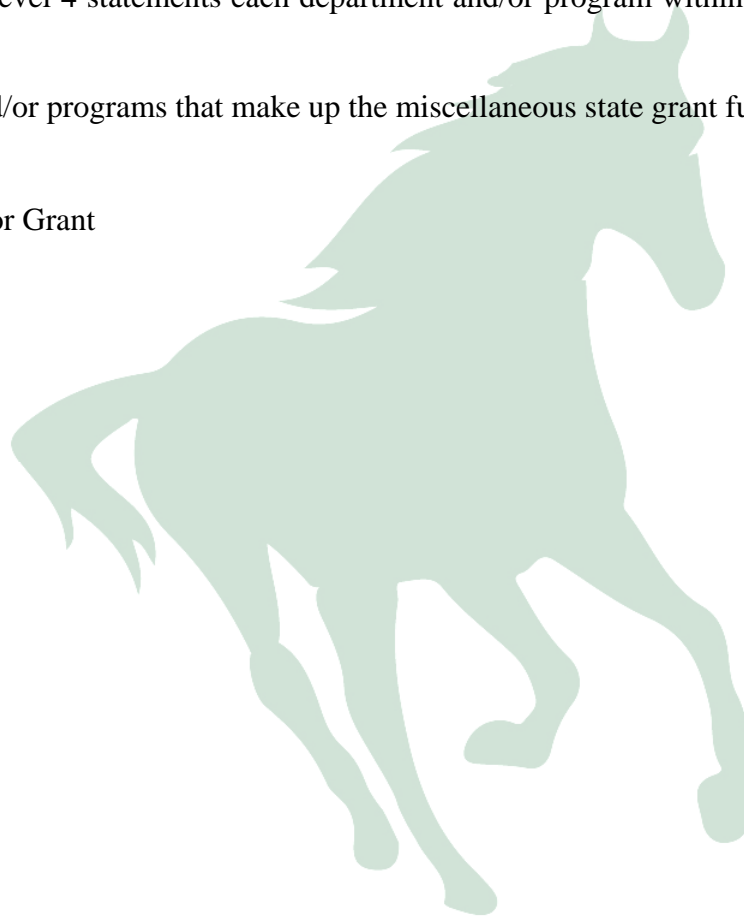
The budget statements contained in this section provide the detailed revenue and expenditures for the Miscellaneous State Grant Fund.

The miscellaneous state grant fund is used to account for various monies received from State agencies which are not classified elsewhere.

The statements in this section contain the consolidated Level 3 statement of the miscellaneous state grant fund and the individual Level 4 statements each department and/or program within the miscellaneous state grant fund.

The departments and/or programs that make up the miscellaneous state grant fund are as follows:

- Parent Mentor Grant



**STRONGSVILLE CITY SCHOOL DISTRICT**  
**CUYAHOGA COUNTY, OH**  
**STATEMENT OF REVENUES AND EXPENDITURES**  
**FY 2013 ACTUAL THROUGH PROJECTION TO FY 2020**  
**MISCELLANEOUS STATE GRANT (PARENT MENTOR) - LEVEL 3 FINANCIAL**

Function	Description	Fiscal Year 2013 Actual	Fiscal Year 2014 Actual	Fiscal Year 2015 Actual	Fiscal Year 2016 Actual	Fiscal Year 2017 Budget	Fiscal Year 2018 Projection	Fiscal Year 2019 Projection	Fiscal Year 2020 Projection
<b>Revenues:</b>									
	Intergovernmental - Federal	\$25,597	\$23,948	\$25,750	\$23,897	\$28,000	\$25,000	\$25,000	\$25,000
	Intergovernmental - State	5,600	31,735	(4,057)	0	0	0	0	0
<b>Total Revenues</b>		<b>31,197</b>	<b>55,683</b>	<b>21,693</b>	<b>23,897</b>	<b>28,000</b>	<b>25,000</b>	<b>25,000</b>	<b>25,000</b>
<b>Instruction:</b>									
	Salaries	2,100	5,600	0	0	0	0	0	0
	Materials and Supplies	0	5,943	0	0	0	0	0	0
<b>Total Insutruction</b>		<b>2,100</b>	<b>11,543</b>	<b>0</b>	<b>0</b>	<b>0</b>	<b>0</b>	<b>0</b>	<b>0</b>
<b>Support Services:</b>									
	Salaries	23,276	24,093	25,709	23,923	28,000	25,000	25,000	25,000
	Purchase Services	2,885	16,000	0	0	0	0	0	0
<b>Total Support Services</b>		<b>26,161</b>	<b>40,093</b>	<b>25,709</b>	<b>23,923</b>	<b>28,000</b>	<b>25,000</b>	<b>25,000</b>	<b>25,000</b>
<b>Operation of Non-Instructional Services:</b>									
	Materials and Supplies	0	3,635	0	0	0	0	0	0
<b>Total Operational of Non-Instructional Services</b>		<b>0</b>	<b>3,635</b>	<b>0</b>	<b>0</b>	<b>0</b>	<b>0</b>	<b>0</b>	<b>0</b>
<b>Total Expenditures</b>		<b>28,261</b>	<b>55,271</b>	<b>25,709</b>	<b>23,923</b>	<b>28,000</b>	<b>25,000</b>	<b>25,000</b>	<b>25,000</b>
<b>Net Change in Fund Balance</b>		<b>2,936</b>	<b>412</b>	<b>(4,016)</b>	<b>(26)</b>	<b>0</b>	<b>0</b>	<b>0</b>	<b>0</b>
	Cash Balance at Beginning of Fiscal Year	694	3,630	4,042	26	0	0	0	0
	Cash Balance at End of Fiscal Year	3,630	4,042	26	0	0	0	0	0
	Year End Encumbrances Appropriated	0	0	0	0	0	0	0	0
<b>Unencumbered Fund Balance at End of Fiscal Year</b>		<b>\$3,630</b>	<b>\$4,042</b>	<b>\$26</b>	<b>\$0</b>	<b>\$0</b>	<b>\$0</b>	<b>\$0</b>	<b>\$0</b>

**STRONGSVILLE CITY SCHOOL DISTRICT**

**CUYAHOGA COUNTY, OH**

**MISCELLANEOUS STATE GRANT (PARENT MENTOR) - DEPARTMENTAL STATEMENT OF REVENUES AND EXPENDITURES (LEVEL 4 FINANCIALS)**

**FY 2013 ACTUAL THROUGH PROJECTION TO FY 2020**

**TOTAL MISCELLANEOUS STATE GRANT (PARENT MENTOR)**

Function	Object	Description	Fiscal Year 2013 Actual	Fiscal Year 2014 Actual	Fiscal Year 2015 Actual	Fiscal Year 2016 Actual	Fiscal Year 2017 Budget	Fiscal Year 2018 Projection	Fiscal Year 2019 Projection	Fiscal Year 2020 Projection
<b>Revenues:</b>										
		Intergovernmental - Federal	\$25,597	\$23,948	\$25,750	\$23,897	\$28,000	\$25,000	\$25,000	\$25,000
		Intergovernmental - State	5,600	31,735	(4,057)	0	0	0	0	0
<b>Total Revenues</b>			<b>31,197</b>	<b>55,683</b>	<b>21,693</b>	<b>23,897</b>	<b>28,000</b>	<b>25,000</b>	<b>25,000</b>	<b>25,000</b>
<b>Instruction:</b>										
		<i>Salaries:</i>								
	113	Supplemental Cert-Salary/Wages	2,100	5,600	0	0	0	0	0	0
		<i>Supplies and Materials</i>								
	590	Other Supplies and Materials	0	5,943	0	0	0	0	0	0
<b>Total Instruction</b>			<b>2,100</b>	<b>11,543</b>	<b>0</b>	<b>0</b>	<b>0</b>	<b>0</b>	<b>0</b>	<b>0</b>
<b>Support Services:</b>										
		<i>Salaries:</i>								
	141	Noncert Regular Sal/Wages	23,276	24,093	25,709	23,923	28,000	25,000	25,000	25,000
		<i>Purchase Services</i>								
	410	Professional Services	2,885	16,000	0	0	0	0	0	0
<b>Total Support Services</b>			<b>26,161</b>	<b>40,093</b>	<b>25,709</b>	<b>23,923</b>	<b>28,000</b>	<b>25,000</b>	<b>25,000</b>	<b>25,000</b>
<b>Operation of Non-Instructional Services:</b>										
		<i>Supplies and Materials</i>								
	590	Other Supplies and Materials	0	3,635	0	0	0	0	0	0
<b>Total Operational of Non-Instructional Services</b>			<b>0</b>	<b>3,635</b>	<b>0</b>	<b>0</b>	<b>0</b>	<b>0</b>	<b>0</b>	<b>0</b>
<b>Total Expenditures</b>			<b>28,261</b>	<b>55,271</b>	<b>25,709</b>	<b>23,923</b>	<b>28,000</b>	<b>25,000</b>	<b>25,000</b>	<b>25,000</b>
<b>Net Change in Fund Balance</b>			<b>2,936</b>	<b>412</b>	<b>(4,016)</b>	<b>(26)</b>	<b>0</b>	<b>0</b>	<b>0</b>	<b>0</b>
Cash Balance at Beginning of Fiscal Year			694	3,630	4,042	26	0	0	0	0
Cash Balance at End of Fiscal Year			3,630	4,042	26	0	0	0	0	0
Year End Encumbrances Appropriated			0	136	0	0	0	0	0	0
<b>Unencumbered Fund Balance at End of Fiscal Year</b>			<b>\$3,630</b>	<b>\$3,906</b>	<b>\$26</b>	<b>\$0</b>	<b>\$0</b>	<b>\$0</b>	<b>\$0</b>	<b>\$0</b>

# **IDEA, PART-B SPECIAL EDUCATION GRANT FUND**

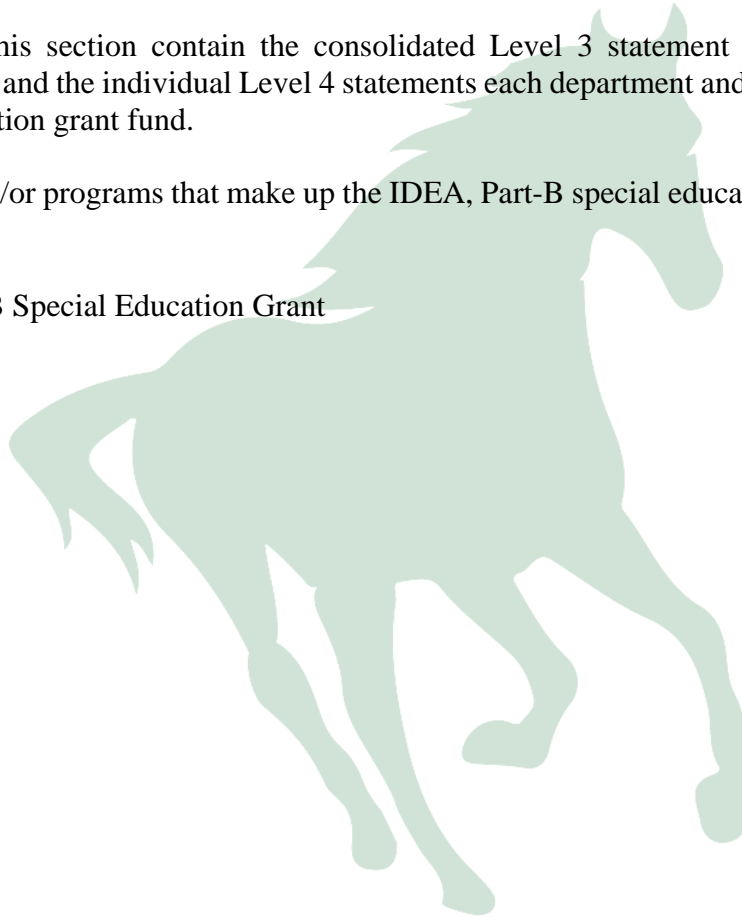
The budget statements contained in this section provide the detailed revenue and expenditures for the IDEA, Part-B Special Education Grant Fund.

The IDEA, Part-B special education grant fund is used to assist states in providing an appropriate public education to all children with disabilities.

The statements in this section contain the consolidated Level 3 statement of the IDEA, Part-B special education grant fund and the individual Level 4 statements each department and/or program within the IDEA, Part-B special education grant fund.

The departments and/or programs that make up the IDEA, Part-B special education grant fund are as follows:

- IDEA, Part-B Special Education Grant



**STRONGSVILLE CITY SCHOOL DISTRICT**  
**CUYAHOGA COUNTY, OH**  
**STATEMENT OF REVENUES AND EXPENDITURES**  
**FY 2013 ACTUAL THROUGH PROJECTION TO FY 2020**  
**IDEA, PART-B SPECIAL EDUCATION - LEVEL 3 FINANCIAL**

Function	Description	Fiscal Year 2013 Actual	Fiscal Year 2014 Actual	Fiscal Year 2015 Actual	Fiscal Year 2016 Actual	Fiscal Year 2017 Budget	Fiscal Year 2018 Projection	Fiscal Year 2019 Projection	Fiscal Year 2020 Projection
<b>Revenues:</b>									
	Intergovernmental - Federal	\$1,216,699	\$1,168,685	\$1,306,770	\$1,158,658	\$1,292,678	\$1,200,000	\$1,200,000	\$1,200,000
<b>Total Revenues</b>		<b>1,216,699</b>	<b>1,168,685</b>	<b>1,306,770</b>	<b>1,158,658</b>	<b>1,292,678</b>	<b>1,200,000</b>	<b>1,200,000</b>	<b>1,200,000</b>
<b>Instruction:</b>									
	Salaries	129,146	168,401	200,336	197,291	219,814	213,534	216,058	218,471
	Fringe Benefits	4,152	129,414	176,254	164,379	189,757	194,474	211,576	230,365
	Purchase Services	1,929	1,095	0	4,057	3,000	3,000	3,000	3,000
	Materials and Supplies	4,585	13,954	3,058	4,202	5,200	5,200	5,200	5,200
	Capital Outlay	9,224	7,510	5,552	3,315	4,500	4,500	4,500	4,500
<b>Total Instruction</b>		<b>149,036</b>	<b>320,374</b>	<b>385,200</b>	<b>373,244</b>	<b>422,271</b>	<b>420,708</b>	<b>440,334</b>	<b>461,536</b>
<b>Support Services:</b>									
	Salaries	407,886	363,071	364,489	269,584	329,153	298,069	304,469	310,053
	Fringe Benefits	238,960	184,302	182,788	134,713	166,058	152,783	158,882	167,408
	Purchase Services	386,547	333,586	350,365	338,858	290,080	271,149	239,024	203,712
	Materials and Supplies	5,315	9,974	13,804	5,466	5,500	5,500	5,500	5,500
	Capital Outlay	0	3,734	1,069	1,910	2,000	2,000	2,000	2,000
<b>Total Support Services</b>		<b>1,038,708</b>	<b>894,667</b>	<b>912,515</b>	<b>750,531</b>	<b>792,791</b>	<b>729,501</b>	<b>709,875</b>	<b>688,673</b>
<b>Operation of Non-Instructional Services:</b>									
	Salaries	5,581	5,581	645	0	0	0	0	0
	Fringe Benefits	2,384	2,696	250	0	0	0	0	0
	Purchase Services	0	0	22,200	34,329	62,651	49,791	49,791	49,791
<b>Total Operational of Non-Instructional Services</b>		<b>7,965</b>	<b>8,277</b>	<b>23,095</b>	<b>34,329</b>	<b>62,651</b>	<b>49,791</b>	<b>49,791</b>	<b>49,791</b>
<b>Total Expenditures</b>		<b>1,195,709</b>	<b>1,223,318</b>	<b>1,320,810</b>	<b>1,158,104</b>	<b>1,277,713</b>	<b>1,200,000</b>	<b>1,200,000</b>	<b>1,200,000</b>
<b>Excess of Revenues Over / (Under) Expenditures</b>		<b>20,990</b>	<b>(54,633)</b>	<b>(14,040)</b>	<b>554</b>	<b>14,965</b>	<b>0</b>	<b>0</b>	<b>0</b>
<b>Other Financing Sources / (Uses):</b>									
	Advance In	20,000	0	0	0	0	0	0	0
	Advance Out	(20,000)	0	0	0	0	0	0	0
<b>Total Other Financing Sources / (Uses)</b>		<b>0</b>	<b>0</b>	<b>0</b>	<b>0</b>	<b>0</b>	<b>0</b>	<b>0</b>	<b>0</b>
<b>Net Change in Fund Balance</b>		<b>20,990</b>	<b>(54,633)</b>	<b>(14,040)</b>	<b>554</b>	<b>14,965</b>	<b>0</b>	<b>0</b>	<b>0</b>
	Cash Balance at Beginning of Fiscal Year	47,492	68,482	13,849	(191)	363	15,328	15,328	15,328
	Cash Balance at End of Fiscal Year	68,482	13,849	(191)	363	15,328	15,328	15,328	15,328
	Year End Encumbrances Appropriated	46,487	35,740	10,983	15,328	15,328	15,328	15,328	15,328
<b>Unencumbered Fund Balance at End of Fiscal Year</b>		<b>\$21,995</b>	<b>(\$21,891)</b>	<b>(\$11,174)</b>	<b>(\$14,965)</b>	<b>\$0</b>	<b>\$0</b>	<b>\$0</b>	<b>\$0</b>

**STRONGSVILLE CITY SCHOOL DISTRICT**

**CUYAHOGA COUNTY, OH**

**IDEA, PART-B SPECIAL EDUCATION - DEPARTMENTAL STATEMENT OF REVENUES AND EXPENDITURES (LEVEL 4 FINANCIALS)**

**FY 2013 ACTUAL THROUGH PROJECTION TO FY 2020**

**TOTAL IDEA, PART-B SPECIAL EDUCATION**

Function	Object	Description	Fiscal Year 2013 Actual	Fiscal Year 2014 Actual	Fiscal Year 2015 Actual	Fiscal Year 2016 Actual	Fiscal Year 2017 Budget	Fiscal Year 2018 Projection	Fiscal Year 2019 Projection	Fiscal Year 2020 Projection
<b>Revenues:</b>										
		<b>Intergovernmental - Federal</b>	\$1,216,699	\$1,168,685	\$1,306,770	\$1,158,658	\$1,292,678	\$1,200,000	\$1,200,000	\$1,200,000
<b>Total Revenues</b>			<b>1,216,699</b>	<b>1,168,685</b>	<b>1,306,770</b>	<b>1,158,658</b>	<b>1,292,678</b>	<b>1,200,000</b>	<b>1,200,000</b>	<b>1,200,000</b>
<b>Instruction:</b>										
		<i>Salaries:</i>								
	111	Regular Cert-Salary/Wages	16,408	21,189	28,656	19,025	30,500	30,500	30,500	30,500
	141	Noncert Regular Sal/Wages	112,738	145,312	170,180	176,566	185,814	181,734	184,258	186,671
	149	Noncert Merit Incentive	0	700	900	1,100	2,900	1,300	1,300	1,300
	169	Other Non-Certificated Compensation	0	1,200	600	600	600	0	0	0
		<b>Total Salaries</b>	<b>129,146</b>	<b>168,401</b>	<b>200,336</b>	<b>197,291</b>	<b>219,814</b>	<b>213,534</b>	<b>216,058</b>	<b>218,471</b>
		<i>Fringe Benefits</i>								
	229	SERS - "Surcharge"	0	246	1,419	516	904	0	0	0
	291	Cert Other Retire/Insurance	4,152	4,699	4,518	2,362	8,033	8,033	8,033	8,033
	292	Noncert Other Retire/Insurance	0	124,469	170,317	161,501	180,820	186,441	203,543	222,332
		<b>Total Fringe Benefits</b>	<b>4,152</b>	<b>129,414</b>	<b>176,254</b>	<b>164,379</b>	<b>189,757</b>	<b>194,474</b>	<b>211,576</b>	<b>230,365</b>
		<i>Purchase Services</i>								
	490	Other Purchased Services	1,929	1,095	0	4,057	3,000	3,000	3,000	3,000
		<i>Supplies and Materials</i>								
	590	Other Supplies and Materials	4,585	13,954	3,058	4,202	5,200	5,200	5,200	5,200
		<i>Capital Outlay</i>								
	640	Equipment	9,224	7,510	5,552	3,315	4,500	4,500	4,500	4,500
<b>Total Instruction</b>			<b>149,036</b>	<b>320,374</b>	<b>385,200</b>	<b>373,244</b>	<b>422,271</b>	<b>420,708</b>	<b>440,334</b>	<b>461,536</b>
<b>Support Services:</b>										
		<i>Salaries:</i>								
	111	Regular Cert-Salary/Wages	224,040	312,652	332,446	237,405	291,730	262,147	268,469	274,053
	113	Supplemental Cert-Salary/Wages	0	8,673	10,385	8,474	9,626	8,500	8,500	8,500
	119	Other Cert Salaries	800	1,000	1,400	1,000	2,500	1,900	1,900	1,900
	141	Noncert Regular Sal/Wages	180,846	39,746	20,258	22,705	24,697	24,922	25,000	25,000
	149	Noncert Merit Incentive	1,000	400	0	0	600	600	600	600
	169	Other Non-Certificated Compensation	1,200	600	0	0	0	0	0	0
		<b>Total Salaries</b>	<b>407,886</b>	<b>363,071</b>	<b>364,489</b>	<b>269,584</b>	<b>329,153</b>	<b>298,069</b>	<b>304,469</b>	<b>310,053</b>
		<i>Fringe Benefits</i>								
	291	Cert Other Retire/Insurance	107,793	154,055	161,104	112,498	138,737	128,676	134,032	141,414
	292	Noncert Other Retire/Insurance	131,167	30,247	21,684	22,215	27,321	24,107	24,850	25,994
		<b>Total Fringe Benefits</b>	<b>238,960</b>	<b>184,302</b>	<b>182,788</b>	<b>134,713</b>	<b>166,058</b>	<b>152,783</b>	<b>158,882</b>	<b>167,408</b>
		<i>Purchase Services</i>								
	490	Other Purchased Services	386,547	333,586	350,365	338,858	290,080	271,149	239,024	203,712
		<i>Supplies and Materials</i>								
	590	Other Supplies and Materials	5,315	9,974	13,804	5,466	5,500	5,500	5,500	5,500
		<i>Capital Outlay</i>								
	640	Equipment	0	3,734	1,069	1,910	2,000	2,000	2,000	2,000
<b>Total Support Services</b>			<b>1,038,708</b>	<b>894,667</b>	<b>912,515</b>	<b>750,531</b>	<b>792,791</b>	<b>729,501</b>	<b>709,875</b>	<b>688,673</b>
<b>Operation of Non-Instructional Services:</b>										
		<i>Salaries:</i>								
	111	Regular Cert-Salary/Wages	5,581	5,581	645	0	0	0	0	0
		<i>Fringe Benefits</i>								
	291	Cert Other Retire/Insurance	2,384	2,696	250	0	0	0	0	0
		<i>Purchase Services</i>								
	490	Other Purchased Services	0	0	22,200	34,329	62,651	49,791	49,791	49,791
<b>Total Operational of Non-Instructional Services</b>			<b>7,965</b>	<b>8,277</b>	<b>23,095</b>	<b>34,329</b>	<b>62,651</b>	<b>49,791</b>	<b>49,791</b>	<b>49,791</b>
<b>Total Expenditures</b>			<b>1,195,709</b>	<b>1,223,318</b>	<b>1,320,810</b>	<b>1,158,104</b>	<b>1,277,713</b>	<b>1,200,000</b>	<b>1,200,000</b>	<b>1,200,000</b>
<b>Excess of Revenues Over / (Under) Expenditures</b>			<b>20,990</b>	<b>(54,633)</b>	<b>(14,040)</b>	<b>554</b>	<b>14,965</b>	<b>0</b>	<b>0</b>	<b>0</b>

**STRONGSVILLE CITY SCHOOL DISTRICT**  
**CUYAHOGA COUNTY, OH**

*IDEA, PART-B SPECIAL EDUCATION - DEPARTMENTAL STATEMENT OF REVENUES AND EXPENDITURES (LEVEL 4 FINANCIALS)*  
*FY 2013 ACTUAL THROUGH PROJECTION TO FY 2020*  
**TOTAL IDEA, PART-B SPECIAL EDUCATION**

Function	Object	Description	Fiscal Year 2013 Actual	Fiscal Year 2014 Actual	Fiscal Year 2015 Actual	Fiscal Year 2016 Actual	Fiscal Year 2017 Budget	Fiscal Year 2018 Projection	Fiscal Year 2019 Projection	Fiscal Year 2020 Projection
<b>Other Financing Sources / (Uses):</b>										
<i>Other Financing Uses</i>										
	921	Advance In	20,000	0	0	0	0	0	0	0
	922	Advance Out	(20,000)	0	0	0	0	0	0	0
<b>Total Other Financing Sources / (Uses)</b>			<b>0</b>	<b>0</b>	<b>0</b>	<b>0</b>	<b>0</b>	<b>0</b>	<b>0</b>	<b>0</b>
<b>Net Change in Fund Balance</b>			<b>20,990</b>	<b>(54,633)</b>	<b>(14,040)</b>	<b>554</b>	<b>14,965</b>	<b>0</b>	<b>0</b>	<b>0</b>
Cash Balance at Beginning of Fiscal Year			47,492	68,482	13,849	(191)	363	15,328	15,328	15,328
Cash Balance at End of Fiscal Year			68,482	13,849	(191)	363	15,328	15,328	15,328	15,328
Year End Encumbrances Appropriated			46,487	35,740	10,983	15,328	15,328	15,328	15,328	15,328
<b>Unencumbered Fund Balance at End of Fiscal Year</b>			<b>\$21,995</b>	<b>(\$21,891)</b>	<b>(\$11,174)</b>	<b>(\$14,965)</b>	<b>\$0</b>	<b>\$0</b>	<b>\$0</b>	<b>\$0</b>

# **TITLE III, LIMITED ENGLISH PROFICIENCY GRANT FUND**

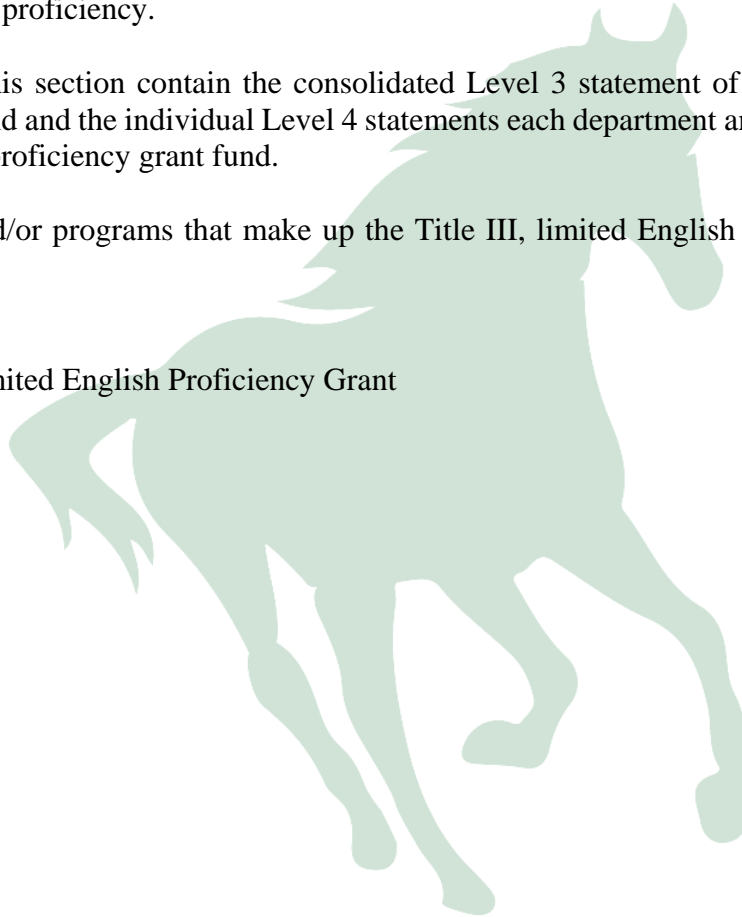
The budget statements contained in this section provide the detailed revenue and expenditures for the Title III, Limited English Proficiency Grant Fund.

The Title III, limited English proficiency grant is used to develop and carry out elementary and secondary school programs, including activities at the pre-school level, to meet the educational needs of the children with limited English proficiency.

The statements in this section contain the consolidated Level 3 statement of the Title III, limited English proficiency grant fund and the individual Level 4 statements each department and/or program within the Title III, limited English proficiency grant fund.

The departments and/or programs that make up the Title III, limited English proficiency grant fund are as follows:

- Title III, Limited English Proficiency Grant





**STRONGSVILLE CITY SCHOOL DISTRICT**  
**CUYAHOGA COUNTY, OH**  
**STATEMENT OF REVENUES AND EXPENDITURES**  
**FY 2013 ACTUAL THROUGH PROJECTION TO FY 2020**  
**TITLE III LIMITED ENGLISH PROFICIENCY - LEVEL 3 FINANCIAL**

Function	Description	Fiscal Year 2013 Actual	Fiscal Year 2014 Actual	Fiscal Year 2015 Actual	Fiscal Year 2016 Actual	Fiscal Year 2017 Budget	Fiscal Year 2018 Projection	Fiscal Year 2019 Projection	Fiscal Year 2020 Projection
<b>Revenues:</b>									
	Intergovernmental - Federal	\$30,769	\$36,582	\$14,425	\$62,829	\$75,719	\$37,278	\$37,278	\$37,278
<b>Total Revenues</b>		<b>30,769</b>	<b>36,582</b>	<b>14,425</b>	<b>62,829</b>	<b>75,719</b>	<b>37,278</b>	<b>37,278</b>	<b>37,278</b>
<b>Instruction:</b>									
	Salaries	22,009	21,012	(3,014)	0	23,761	10,594	10,594	10,594
	Fringe Benefits	12,652	10,646	(5,076)	5,430	8,367	1,754	1,754	1,754
	Purchase Services	0	0	5,160	700	0	0	0	0
	Materials and Supplies	0	0	0	851	4,135	3,000	3,000	3,000
	Capital Outlay	0	0	0	65,467	526	0	0	0
<b>Total Instruction</b>		<b>34,661</b>	<b>31,658</b>	<b>(2,930)</b>	<b>72,448</b>	<b>36,789</b>	<b>15,348</b>	<b>15,348</b>	<b>15,348</b>
<b>Support Services:</b>									
	Purchase Services	1,028	125	5,623	4,275	28,716	21,930	21,930	21,930
	Capital Outlay	0	0	0	954	0	0	0	0
<b>Total Support Services</b>		<b>1,028</b>	<b>125</b>	<b>5,623</b>	<b>5,229</b>	<b>28,716</b>	<b>21,930</b>	<b>21,930</b>	<b>21,930</b>
<b>Total Expenditures</b>		<b>35,689</b>	<b>31,783</b>	<b>2,693</b>	<b>77,677</b>	<b>65,505</b>	<b>37,278</b>	<b>37,278</b>	<b>37,278</b>
<b>Net Change in Fund Balance</b>		<b>(4,920)</b>	<b>4,799</b>	<b>11,732</b>	<b>(14,848)</b>	<b>10,214</b>	<b>0</b>	<b>0</b>	<b>0</b>
	Cash Balance at Beginning of Fiscal Year	3,237	(1,683)	3,116	14,848	0	10,214	10,214	10,214
	Cash Balance at End of Fiscal Year	(1,683)	3,116	14,848	0	10,214	10,214	10,214	10,214
	Year End Encumbrances Appropriated	0	0	55,873	10,214	10,214	10,214	10,214	10,214
<b>Unencumbered Fund Balance at End of Fiscal Year</b>		<b>(\$1,683)</b>	<b>\$3,116</b>	<b>(\$41,025)</b>	<b>(\$10,214)</b>	<b>\$0</b>	<b>\$0</b>	<b>\$0</b>	<b>\$0</b>

**STRONGSVILLE CITY SCHOOL DISTRICT**

**CUYAHOGA COUNTY, OH**

**TITLE III LIMITED ENGLISH PROFICIENCY - DEPARTMENTAL STATEMENT OF REVENUES AND EXPENDITURES (LEVEL 4 FINANCIALS)**

**FY 2013 ACTUAL THROUGH PROJECTION TO FY 2020**

**TOTAL TITLE III LIMITED ENGLISH PROFICIENCY**

Function	Object	Description	Fiscal Year 2013 Actual	Fiscal Year 2014 Actual	Fiscal Year 2015 Actual	Fiscal Year 2016 Actual	Fiscal Year 2017 Budget	Fiscal Year 2018 Projection	Fiscal Year 2019 Projection	Fiscal Year 2020 Projection
<b>Revenues:</b>										
		<b>Intergovernmental - Federal</b>	\$30,769	\$36,582	\$14,425	\$62,829	\$75,719	\$37,278	\$37,278	\$37,278
<b>Total Revenues</b>			<b>30,769</b>	<b>36,582</b>	<b>14,425</b>	<b>62,829</b>	<b>75,719</b>	<b>37,278</b>	<b>37,278</b>	<b>37,278</b>
<b>Instruction:</b>										
		<b>Salaries:</b>								
	111	Regular Cert-Salary/Wages	21,909	21,012	(3,014)	0	23,761	10,594	10,594	10,594
	119	Other Cert Salaries	100	0	0	0	0	0	0	0
		<b>Total Salaries</b>	<b>22,009</b>	<b>21,012</b>	<b>(3,014)</b>	<b>0</b>	<b>23,761</b>	<b>10,594</b>	<b>10,594</b>	<b>10,594</b>
		<b>Fringe Benefits</b>								
	291	Cert Other Retire/Insurance	12,652	10,646	(5,076)	5,430	8,367	1,754	1,754	1,754
		<b>Purchase Services</b>								
	490	Other Purchased Services	0	0	5,160	700	0	0	0	0
		<b>Supplies and Materials</b>								
	590	Other Supplies and Materials	0	0	0	851	4,135	3,000	3,000	3,000
		<b>Capital Outlay</b>								
	640	Equipment	0	0	0	65,467	526	0	0	0
<b>Total Instruction</b>			<b>34,661</b>	<b>31,658</b>	<b>(2,930)</b>	<b>72,448</b>	<b>36,789</b>	<b>15,348</b>	<b>15,348</b>	<b>15,348</b>
<b>Support Services:</b>										
		<b>Purchase Services</b>								
	439	Travel/Mileage/Meeting Expense	1,028	0	998	3,355	19,472	15,876	15,876	15,876
	490	Other Purchased Services	0	125	4,625	920	9,244	6,054	6,054	6,054
		<b>Total Purchase Services</b>	<b>1,028</b>	<b>125</b>	<b>5,623</b>	<b>4,275</b>	<b>28,716</b>	<b>21,930</b>	<b>21,930</b>	<b>21,930</b>
		<b>Capital Outlay</b>								
	640	Equipment	0	0	0	954	0	0	0	0
<b>Total Support Services</b>			<b>1,028</b>	<b>125</b>	<b>5,623</b>	<b>5,229</b>	<b>28,716</b>	<b>21,930</b>	<b>21,930</b>	<b>21,930</b>
<b>Total Expenditures</b>			<b>35,689</b>	<b>31,783</b>	<b>2,693</b>	<b>77,677</b>	<b>65,505</b>	<b>37,278</b>	<b>37,278</b>	<b>37,278</b>
<b>Net Change in Fund Balance</b>			<b>(4,920)</b>	<b>4,799</b>	<b>11,732</b>	<b>(14,848)</b>	<b>10,214</b>	<b>0</b>	<b>0</b>	<b>0</b>
<b>Cash Balance at Beginning of Fiscal Year</b>			3,237	(1,683)	3,116	14,848	0	10,214	10,214	10,214
<b>Cash Balance at End of Fiscal Year</b>			(1,683)	3,116	14,848	0	10,214	10,214	10,214	10,214
<b>Year End Encumbrances Appropriated</b>			0	0	55,873	10,214	10,214	10,214	10,214	10,214
<b>Unencumbered Fund Balance at End of Fiscal Year</b>			<b>(\$1,683)</b>	<b>\$3,116</b>	<b>(\$41,025)</b>	<b>(\$10,214)</b>	<b>\$0</b>	<b>\$0</b>	<b>\$0</b>	<b>\$0</b>

# **TITLE I, DISADVANTAGED YOUTH GRANT FUND**

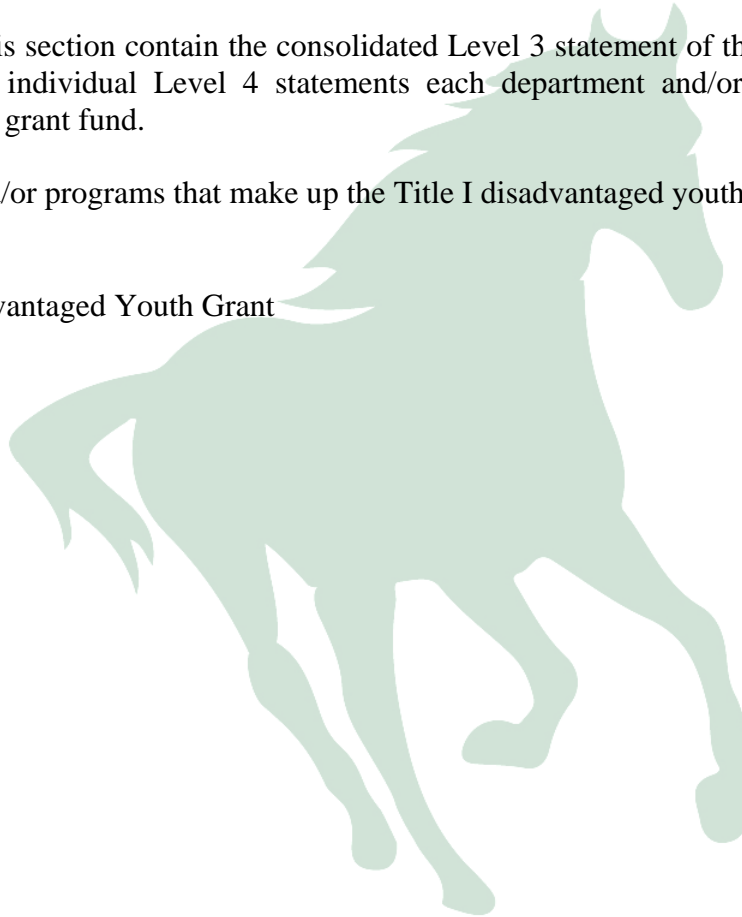
The budget statements contained in this section provide the detailed revenue and expenditures for the Title I, Disadvantaged Youth Grant Fund.

The Title I disadvantaged youth grant fund is used to assist the School District in meeting the special needs of economically and educationally deprived children.

The statements in this section contain the consolidated Level 3 statement of the Title I disadvantaged youth grant fund and the individual Level 4 statements each department and/or program within the Title I disadvantaged youth grant fund.

The departments and/or programs that make up the Title I disadvantaged youth grant fund are as follows:

- Title I Disadvantaged Youth Grant



**STRONGSVILLE CITY SCHOOL DISTRICT**  
**CUYAHOGA COUNTY, OH**  
**STATEMENT OF REVENUES AND EXPENDITURES**  
**FY 2013 ACTUAL THROUGH PROJECTION TO FY 2020**  
**TITLE I-DISADVANTAGED YOUTH - LEVEL 3 FINANCIAL**

Function	Description	Fiscal Year 2013 Actual	Fiscal Year 2014 Actual	Fiscal Year 2015 Actual	Fiscal Year 2016 Actual	Fiscal Year 2017 Budget	Fiscal Year 2018 Projection	Fiscal Year 2019 Projection	Fiscal Year 2020 Projection
<b>Revenues:</b>									
	<b>Intergovernmental - Federal</b>	\$380,565	\$603,963	\$378,524	\$450,618	\$695,544	\$486,642	\$486,642	\$486,642
<b>Total Revenues</b>		<b>380,565</b>	<b>603,963</b>	<b>378,524</b>	<b>450,618</b>	<b>695,544</b>	<b>486,642</b>	<b>486,642</b>	<b>486,642</b>
<b>Instruction:</b>									
	Salaries	255,017	391,212	282,977	334,839	421,132	332,157	335,670	336,084
	Fringe Benefits	128,876	136,981	92,662	121,891	203,758	123,184	130,854	138,749
	Purchase Services	5,100	0	0	0	0	0	0	0
	Materials and Supplies	7,412	8,826	1,385	2,454	3,021	3,000	832	0
<b>Total Insutruction</b>		<b>396,405</b>	<b>537,019</b>	<b>377,024</b>	<b>459,184</b>	<b>627,911</b>	<b>458,341</b>	<b>467,356</b>	<b>474,833</b>
<b>Support Services:</b>									
	Salaries	10,239	11,089	871	0	0	0	0	0
	Fringe Benefits	3,537	6,199	534	19	0	0	0	0
	Purchase Services	6,484	9,365	12,186	5,915	11,678	3,000	3,000	3,000
<b>Total Support Services</b>		<b>20,260</b>	<b>26,653</b>	<b>13,591</b>	<b>5,934</b>	<b>11,678</b>	<b>3,000</b>	<b>3,000</b>	<b>3,000</b>
<b>Operation of Non-Instructional Services:</b>									
	Purchase Services	5,985	5,460	2,030	16,968	17,804	14,000	14,000	14,000
	Materials and Supplies	21	214	725	329	2,297	2,297	2,297	2,297
<b>Total Operational of Non-Instructional Services</b>		<b>6,006</b>	<b>5,674</b>	<b>2,755</b>	<b>17,297</b>	<b>20,101</b>	<b>16,297</b>	<b>16,297</b>	<b>16,297</b>
<b>Total Expenditures</b>		<b>422,671</b>	<b>569,346</b>	<b>393,370</b>	<b>482,415</b>	<b>659,690</b>	<b>477,638</b>	<b>486,653</b>	<b>494,130</b>
<b>Net Change in Fund Balance</b>		<b>(42,106)</b>	<b>34,617</b>	<b>(14,846)</b>	<b>(31,797)</b>	<b>35,854</b>	<b>9,004</b>	<b>(11)</b>	<b>(7,488)</b>
	Cash Balance at Beginning of Fiscal Year	24,041	(18,065)	16,552	1,706	(30,091)	5,763	14,767	14,756
	Cash Balance at End of Fiscal Year	(18,065)	16,552	1,706	(30,091)	5,763	14,767	14,756	7,268
	Year End Encumbrances Appropriated	1,316	4,260	0	5,763	5,763	5,763	5,763	5,763
<b>Unencumbered Fund Balance at End of Fiscal Year</b>		<b>(\$19,381)</b>	<b>\$12,292</b>	<b>\$1,706</b>	<b>(\$35,854)</b>	<b>\$0</b>	<b>\$9,004</b>	<b>\$8,993</b>	<b>\$1,505</b>

**STRONGSVILLE CITY SCHOOL DISTRICT**  
**CUYAHOGA COUNTY, OH**

**TITLE I - DISADVANTAGED CHILDREN - DEPARTMENTAL STATEMENT OF REVENUES AND EXPENDITURES (LEVEL 4 FINANCIALS)**

**FY 2013 ACTUAL THROUGH PROJECTION TO FY 2020**

**TOTAL TITLE I - DISADVANTAGED CHILDREN**

Function	Object	Description	Fiscal Year 2013 Actual	Fiscal Year 2014 Actual	Fiscal Year 2015 Actual	Fiscal Year 2016 Actual	Fiscal Year 2017 Budget	Fiscal Year 2018 Projection	Fiscal Year 2019 Projection	Fiscal Year 2020 Projection
<b>Revenues:</b>										
		<b>Intergovernmental - Federal</b>	\$380,565	\$603,963	\$378,524	\$450,618	\$695,544	\$486,642	\$486,642	\$486,642
<b>Total Revenues</b>			<b>380,565</b>	<b>603,963</b>	<b>378,524</b>	<b>450,618</b>	<b>695,544</b>	<b>486,642</b>	<b>486,642</b>	<b>486,642</b>
<b>Instruction:</b>										
		<i>Salaries:</i>								
	111	Regular Cert-Salary/Wages	254,817	390,212	267,141	331,095	412,547	331,157	334,670	335,084
	112	Temp Cert-Salary/Wages	0	0	15,636	0	0	0	0	0
	119	Other Cert Salaries	200	1,000	200	400	3,800	1,000	1,000	1,000
	141	Noncert Regular Sal/Wages	0	0	0	3,344	4,785	0	0	0
		<b>Total Salaries</b>	<b>255,017</b>	<b>391,212</b>	<b>282,977</b>	<b>334,839</b>	<b>421,132</b>	<b>332,157</b>	<b>335,670</b>	<b>336,084</b>
		<i>Fringe Benefits</i>								
	211	STRS - Employer's Share	0	0	0	2,048	0	0	0	0
	221	SERS - Employer's Share	0	0	0	468	0	0	0	0
	291	Cert Other Retire/Insurance	128,876	136,981	92,662	116,435	195,890	123,184	130,854	138,749
	292	Noncert Other Retire/Insurance	0	0	0	2,940	7,868	0	0	0
		<b>Total Fringe Benefits</b>	<b>128,876</b>	<b>136,981</b>	<b>92,662</b>	<b>121,891</b>	<b>203,758</b>	<b>123,184</b>	<b>130,854</b>	<b>138,749</b>
		<i>Purchase Services</i>								
	490	Other Purchased Services	5,100	0	0	0	0	0	0	0
		<i>Supplies and Materials</i>								
	590	Other Supplies and Materials	7,412	8,826	1,385	2,454	3,021	3,000	832	0
<b>Total Instruction</b>			<b>396,405</b>	<b>537,019</b>	<b>377,024</b>	<b>459,184</b>	<b>627,911</b>	<b>458,341</b>	<b>467,356</b>	<b>474,833</b>
<b>Support Services:</b>										
		<i>Salaries:</i>								
	111	Regular Cert-Salary/Wages	10,239	11,089	871	0	0	0	0	0
		<i>Fringe Benefits</i>								
	291	Cert Other Retire/Insurance	3,537	6,199	534	19	0	0	0	0
		<i>Purchase Services</i>								
	490	Other Purchased Services	6,484	9,365	12,186	5,915	11,678	3,000	3,000	3,000
<b>Total Support Services</b>			<b>20,260</b>	<b>26,653</b>	<b>13,591</b>	<b>5,934</b>	<b>11,678</b>	<b>3,000</b>	<b>3,000</b>	<b>3,000</b>
<b>Operation of Non-Instructional Services:</b>										
		<i>Purchase Services</i>								
	490	Other Purchased Services	5,985	5,460	2,030	16,968	17,804	14,000	14,000	14,000
		<i>Supplies and Materials</i>								
	590	Other Supplies and Materials	21	214	725	329	2,297	2,297	2,297	2,297
<b>Total Operational of Non-Instructional Services</b>			<b>6,006</b>	<b>5,674</b>	<b>2,755</b>	<b>17,297</b>	<b>20,101</b>	<b>16,297</b>	<b>16,297</b>	<b>16,297</b>
<b>Total Expenditures</b>			<b>422,671</b>	<b>569,346</b>	<b>393,370</b>	<b>482,415</b>	<b>659,690</b>	<b>477,638</b>	<b>486,653</b>	<b>494,130</b>
<b>Net Change in Fund Balance</b>			<b>(42,106)</b>	<b>34,617</b>	<b>(14,846)</b>	<b>(31,797)</b>	<b>35,854</b>	<b>9,004</b>	<b>(11)</b>	<b>(7,488)</b>
<b>Cash Balance at Beginning of Fiscal Year</b>			24,041	(18,065)	16,552	1,706	(30,091)	5,763	14,767	14,756
<b>Cash Balance at End of Fiscal Year</b>			(18,065)	16,552	1,706	(30,091)	5,763	14,767	14,756	7,268
<b>Year End Encumbrances Appropriated</b>			1,316	4,260	0	5,763	5,763	5,763	5,763	5,763
<b>Unencumbered Fund Balance at End of Fiscal Year</b>			<b>(\$19,381)</b>	<b>\$12,292</b>	<b>\$1,706</b>	<b>(\$35,854)</b>	<b>\$0</b>	<b>\$9,004</b>	<b>\$8,993</b>	<b>\$1,505</b>

# IDEA PRESCHOOL GRANT FUND


The budget statements contained in this section provide the detailed revenue and expenditures for the IDEA Preschool Grant Fund.

The IDEA preschool grant fund is used to improvement and expansion of services for handicapped children ages three to five years.

The statements in this section contain the consolidated Level 3 statement of the IDEA preschool grant fund and the individual Level 4 statements each department and/or program within the IDEA preschool grant fund.

The departments and/or programs that make up the IDEA preschool grant fund are as follows:

- IDEA Preschool Grant



**STRONGSVILLE CITY SCHOOL DISTRICT**  
**CUYAHOGA COUNTY, OH**  
**STATEMENT OF REVENUES AND EXPENDITURES**  
**FY 2013 ACTUAL THROUGH PROJECTION TO FY 2020**  
**IDEA PRESCHOOL - LEVEL 3 FINANCIAL**

Function	Description	Fiscal Year 2013 Actual	Fiscal Year 2014 Actual	Fiscal Year 2015 Actual	Fiscal Year 2016 Actual	Fiscal Year 2017 Budget	Fiscal Year 2018 Projection	Fiscal Year 2019 Projection	Fiscal Year 2020 Projection
<b>Revenues:</b>									
	Intergovernmental - Federal	\$33,950	\$27,516	\$41,084	\$28,011	\$29,397	\$29,397	\$29,397	\$29,397
<b>Total Revenues</b>		<b>33,950</b>	<b>27,516</b>	<b>41,084</b>	<b>28,011</b>	<b>29,397</b>	<b>29,397</b>	<b>29,397</b>	<b>29,397</b>
<b>Instruction:</b>									
	Materials and Supplies	2,677	3,760	424	0	0	0	0	0
	Capital Outlay	8,265	0	0	0	0	0	0	0
<b>Total Instruction</b>		<b>10,942</b>	<b>3,760</b>	<b>424</b>	<b>0</b>	<b>0</b>	<b>0</b>	<b>0</b>	<b>0</b>
<b>Support Services:</b>									
	Purchase Services	24,179	24,346	41,493	29,868	29,397	29,397	29,397	29,397
<b>Total Support Services</b>		<b>24,179</b>	<b>24,346</b>	<b>41,493</b>	<b>29,868</b>	<b>29,397</b>	<b>29,397</b>	<b>29,397</b>	<b>29,397</b>
<b>Total Expenditures</b>		<b>35,121</b>	<b>28,106</b>	<b>41,917</b>	<b>29,868</b>	<b>29,397</b>	<b>29,397</b>	<b>29,397</b>	<b>29,397</b>
<b>Net Change in Fund Balance</b>		<b>(1,171)</b>	<b>(590)</b>	<b>(833)</b>	<b>(1,857)</b>	<b>0</b>	<b>0</b>	<b>0</b>	<b>0</b>
	Cash Balance at Beginning of Fiscal Year	4,451	3,280	2,690	1,857	0	0	0	0
	Cash Balance at End of Fiscal Year	3,280	2,690	1,857	0	0	0	0	0
	Year End Encumbrances Appropriated	0	574	1,780	0	0	0	0	0
<b>Unencumbered Fund Balance at End of Fiscal Year</b>		<b>\$3,280</b>	<b>\$2,116</b>	<b>\$77</b>	<b>\$0</b>	<b>\$0</b>	<b>\$0</b>	<b>\$0</b>	<b>\$0</b>

**STRONGSVILLE CITY SCHOOL DISTRICT**

**CUYAHOGA COUNTY, OH**

**IDEA - PRESCHOOL - DEPARTMENTAL STATEMENT OF REVENUES AND EXPENDITURES (LEVEL 4 FINANCIALS)**

**FY 2013 ACTUAL THROUGH PROJECTION TO FY 2020**

**TOTAL IDEA PRESCHOOL**

Function	Object	Description	Fiscal Year 2013 Actual	Fiscal Year 2014 Actual	Fiscal Year 2015 Actual	Fiscal Year 2016 Actual	Fiscal Year 2017 Budget	Fiscal Year 2018 Projection	Fiscal Year 2019 Projection	Fiscal Year 2020 Projection
<b>Revenues:</b>										
		<b>Intergovernmental - Federal</b>	\$33,950	\$27,516	\$41,084	\$28,011	\$29,397	\$29,397	\$29,397	\$29,397
<b>Total Revenues</b>			<b>33,950</b>	<b>27,516</b>	<b>41,084</b>	<b>28,011</b>	<b>29,397</b>	<b>29,397</b>	<b>29,397</b>	<b>29,397</b>
<b>Instruction:</b>										
		<i>Supplies and Materials</i>								
	590	Other Supplies and Materials	2,677	3,760	424	0	0	0	0	0
		<i>Capital Outlay</i>								
	640	Equipment	8,265	0	0	0	0	0	0	0
<b>Total Instruction</b>			<b>10,942</b>	<b>3,760</b>	<b>424</b>	<b>0</b>	<b>0</b>	<b>0</b>	<b>0</b>	<b>0</b>
<b>Support Services:</b>										
		<i>Purchase Services</i>								
	439	Travel/Mileage/Meeting Expense	725	0	190	0	0	0	0	0
	490	Other Purchased Services	23,454	24,346	41,303	29,868	29,397	29,397	29,397	29,397
		<i>Total Purchase Services</i>	<b>24,179</b>	<b>24,346</b>	<b>41,493</b>	<b>29,868</b>	<b>29,397</b>	<b>29,397</b>	<b>29,397</b>	<b>29,397</b>
<b>Total Support Services</b>			<b>24,179</b>	<b>24,346</b>	<b>41,493</b>	<b>29,868</b>	<b>29,397</b>	<b>29,397</b>	<b>29,397</b>	<b>29,397</b>
<b>Total Expenditures</b>			<b>35,121</b>	<b>28,106</b>	<b>41,917</b>	<b>29,868</b>	<b>29,397</b>	<b>29,397</b>	<b>29,397</b>	<b>29,397</b>
<b>Net Change in Fund Balance</b>			<b>(1,171)</b>	<b>(590)</b>	<b>(833)</b>	<b>(1,857)</b>	<b>0</b>	<b>0</b>	<b>0</b>	<b>0</b>
		Cash Balance at Beginning of Fiscal Year	4,451	3,280	2,690	1,857	0	0	0	0
		Cash Balance at End of Fiscal Year	3,280	2,690	1,857	0	0	0	0	0
		Year End Encumbrances Appropriated	0	574	1,780	0	0	0	0	0
<b>Unencumbered Fund Balance at End of Fiscal Year</b>			<b>\$3,280</b>	<b>\$2,116</b>	<b>\$77</b>	<b>\$0</b>	<b>\$0</b>	<b>\$0</b>	<b>\$0</b>	<b>\$0</b>



# **TITLE II-A, IMPROVING TEACHER QUALITY GRANT FUND**

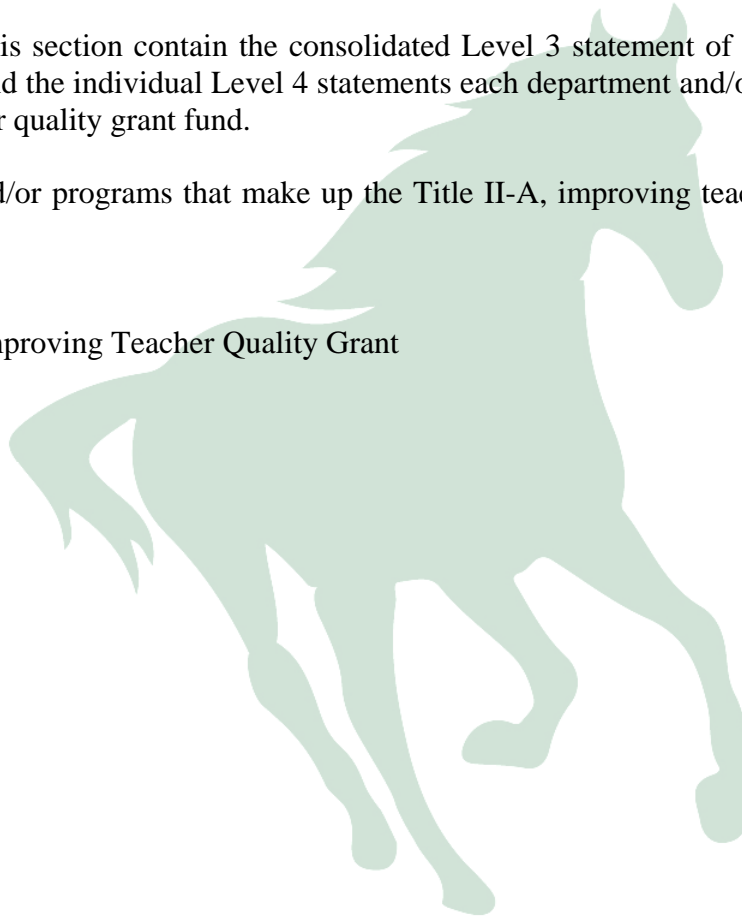
The budget statements contained in this section provide the detailed revenue and expenditures for the Title II-A, Improving Teacher Quality Grant Fund.

The Title II-A, improving teacher quality grant fund is used for professional development and other programs to ensure teachers meet high quality standards.

The statements in this section contain the consolidated Level 3 statement of Title II-A, improving teacher quality grant fund and the individual Level 4 statements each department and/or program within the Title II-A, improving teacher quality grant fund.

The departments and/or programs that make up the Title II-A, improving teacher quality grant fund are as follows:

- Title II-A, Improving Teacher Quality Grant



**STRONGSVILLE CITY SCHOOL DISTRICT**  
**CUYAHOGA COUNTY, OH**  
**STATEMENT OF REVENUES AND EXPENDITURES**  
**FY 2013 ACTUAL THROUGH PROJECTION TO FY 2020**  
**TOTAL IMPROVING TEACHER QUALITY - LEVEL 3 FINANCIAL**

Function	Description	Fiscal Year 2013 Actual	Fiscal Year 2014 Actual	Fiscal Year 2015 Actual	Fiscal Year 2016 Actual	Fiscal Year 2017 Budget	Fiscal Year 2018 Projection	Fiscal Year 2019 Projection	Fiscal Year 2020 Projection
<b>Revenues:</b>									
	Intergovernmental - Federal	\$81,477	\$125,446	\$139,486	\$95,147	\$161,072	\$99,699	\$99,699	\$99,699
<b>Total Revenues</b>		<b>81,477</b>	<b>125,446</b>	<b>139,486</b>	<b>95,147</b>	<b>161,072</b>	<b>99,699</b>	<b>99,699</b>	<b>99,699</b>
<b>Support Services:</b>									
	Salaries	20,967	54,783	67,964	29,987	98,777	49,498	49,498	49,498
	Fringe Benefits	3,472	8,553	10,792	4,916	16,607	8,201	8,201	8,201
	Purchase Services	45,657	73,227	68,492	48,112	26,896	30,564	30,564	30,564
	Materials and Supplies	0	0	0	0	3,436	2,436	2,436	2,436
<b>Total Support Services</b>		<b>70,096</b>	<b>136,563</b>	<b>147,248</b>	<b>83,015</b>	<b>145,716</b>	<b>90,699</b>	<b>90,699</b>	<b>90,699</b>
<b>Operation of Non-Instructional Services:</b>									
	Purchase Services	0	0	0	3,428	15,073	9,000	9,000	9,000
	Materials and Supplies	0	0	0	0	1,000	0	0	0
<b>Total Operational of Non-Instructional Services</b>		<b>0</b>	<b>0</b>	<b>0</b>	<b>3,428</b>	<b>16,073</b>	<b>9,000</b>	<b>9,000</b>	<b>9,000</b>
<b>Total Expenditures</b>		<b>70,096</b>	<b>136,563</b>	<b>147,248</b>	<b>86,443</b>	<b>161,789</b>	<b>99,699</b>	<b>99,699</b>	<b>99,699</b>
<b>Net Change in Fund Balance</b>		<b>11,381</b>	<b>(11,117)</b>	<b>(7,762)</b>	<b>8,704</b>	<b>(717)</b>	<b>0</b>	<b>0</b>	<b>0</b>
	Cash Balance at Beginning of Fiscal Year	4,527	15,908	4,791	(2,971)	5,733	5,016	5,016	5,016
	Cash Balance at End of Fiscal Year	15,908	4,791	(2,971)	5,733	5,016	5,016	5,016	5,016
	Year End Encumbrances Appropriated	19,450	7,472	7,126	5,016	5,016	5,016	5,016	5,016
<b>Unencumbered Fund Balance at End of Fiscal Year</b>		<b>(\$3,542)</b>	<b>(\$2,681)</b>	<b>(\$10,097)</b>	<b>\$717</b>	<b>\$0</b>	<b>\$0</b>	<b>\$0</b>	<b>\$0</b>

**STRONGSVILLE CITY SCHOOL DISTRICT**

**CUYAHOGA COUNTY, OH**

**IMPROVING TEACHER QUALITY - DEPARTMENTAL STATEMENT OF REVENUES AND EXPENDITURES (LEVEL 4 FINANCIALS)**

**FY 2013 ACTUAL THROUGH PROJECTION TO FY 2020**

**TOTAL IMPROVING TEACHER QUALITY**

Function	Object	Description	Fiscal Year 2013 Actual	Fiscal Year 2014 Actual	Fiscal Year 2015 Actual	Fiscal Year 2016 Actual	Fiscal Year 2017 Budget	Fiscal Year 2018 Projection	Fiscal Year 2019 Projection	Fiscal Year 2020 Projection
<b>Revenues:</b>										
		<b>Intergovernmental - Federal</b>	\$81,477	\$125,446	\$139,486	\$95,147	\$161,072	\$99,699	\$99,699	\$99,699
<b>Total Revenues</b>			<b>81,477</b>	<b>125,446</b>	<b>139,486</b>	<b>95,147</b>	<b>161,072</b>	<b>99,699</b>	<b>99,699</b>	<b>99,699</b>
<b>Support Services:</b>										
		<b>Salaries:</b>								
	111	Regular Cert-Salary/Wages	20,967	54,783	67,964	29,987	98,777	49,498	49,498	49,498
		<b>Fringe Benefits</b>								
	291	Cert Other Retire/Insurance	3,472	8,553	10,792	4,916	16,607	8,201	8,201	8,201
		<b>Purchase Services</b>								
	439	Travel/Mileage/Meeting Expense	34,067	40,359	18,801	28,227	16,363	28,814	28,814	28,814
	490	Other Purchased Services	11,590	32,868	49,691	19,885	10,533	1,750	1,750	1,750
		<b>Total Purchase Services</b>	<b>45,657</b>	<b>73,227</b>	<b>68,492</b>	<b>48,112</b>	<b>26,896</b>	<b>30,564</b>	<b>30,564</b>	<b>30,564</b>
		<b>Supplies and Materials</b>								
	590	Other Supplies and Materials	0	0	0	0	3,436	2,436	2,436	2,436
<b>Total Support Services</b>			<b>70,096</b>	<b>136,563</b>	<b>147,248</b>	<b>83,015</b>	<b>145,716</b>	<b>90,699</b>	<b>90,699</b>	<b>90,699</b>
<b>Operation of Non-Instructional Services:</b>										
		<b>Purchase Services</b>								
	490	Other Purchased Services	0	0	0	3,428	15,073	9,000	9,000	9,000
		<b>Supplies and Materials</b>								
	590	Other Supplies and Materials	0	0	0	0	1,000	0	0	0
<b>Total Operational of Non-Instructional Services</b>			<b>0</b>	<b>0</b>	<b>0</b>	<b>3,428</b>	<b>16,073</b>	<b>9,000</b>	<b>9,000</b>	<b>9,000</b>
<b>Total Expenditures</b>			<b>70,096</b>	<b>136,563</b>	<b>147,248</b>	<b>86,443</b>	<b>161,789</b>	<b>99,699</b>	<b>99,699</b>	<b>99,699</b>
<b>Net Change in Fund Balance</b>			<b>11,381</b>	<b>(11,117)</b>	<b>(7,762)</b>	<b>8,704</b>	<b>(717)</b>	<b>0</b>	<b>0</b>	<b>0</b>
		<b>Cash Balance at Beginning of Fiscal Year</b>	4,527	15,908	4,791	(2,971)	5,733	5,016	5,016	5,016
		<b>Cash Balance at End of Fiscal Year</b>	15,908	4,791	(2,971)	5,733	5,016	5,016	5,016	5,016
		<b>Year End Encumbrances Appropriated</b>	19,450	7,472	7,126	5,016	5,016	5,016	5,016	5,016
<b>Unencumbered Fund Balance at End of Fiscal Year</b>			<b>(\$3,542)</b>	<b>(\$2,681)</b>	<b>(\$10,097)</b>	<b>\$717</b>	<b>\$0</b>	<b>\$0</b>	<b>\$0</b>	<b>\$0</b>

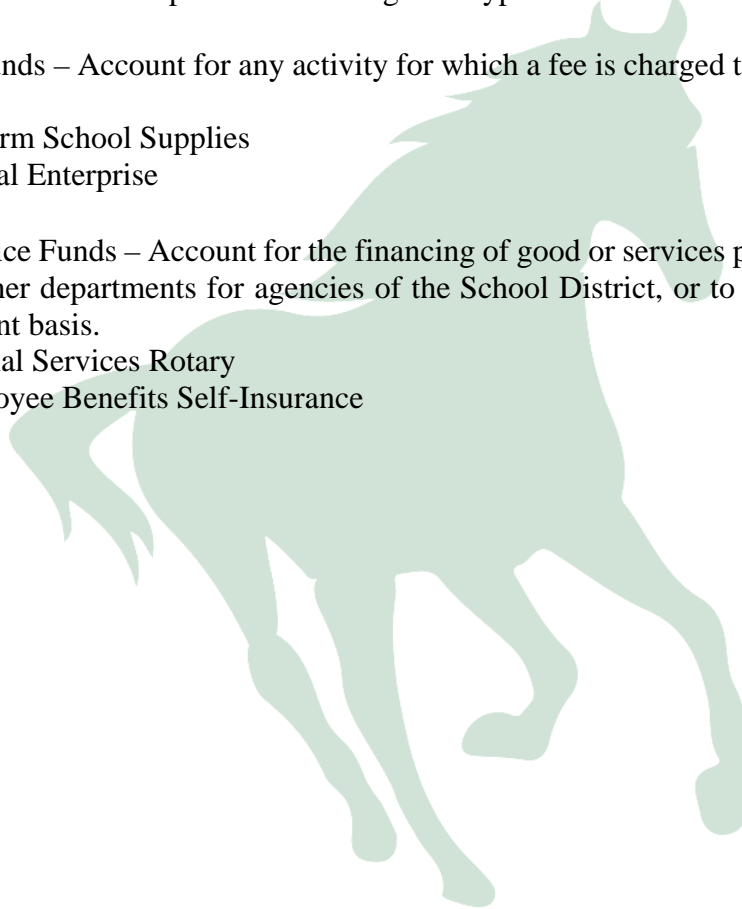
# PROPRIETARY FUNDS SECTION

The budget statements contained in this section provide the detailed revenue and expenditures for the Proprietary Funds.

The statements in this section contain the consolidated Level 2 statement of the Proprietary Funds and the individual Level 3 statement by individual fund followed by the Level 4 statement for each department and/or program within each individual fund.

The Proprietary Funds are made up of the following fund types and individual funds:

- Enterprise Funds – Account for any activity for which a fee is charged to external users for goods and services.
  - Uniform School Supplies
  - Special Enterprise
- Internal Service Funds – Account for the financing of good or services provided by one department or agency to other departments for agencies of the School District, or to other governments on a cost-reimbursement basis.
  - Internal Services Rotary
  - Employee Benefits Self-Insurance



**STRONGSVILLE CITY SCHOOL DISTRICT**  
**CUYAHOGA COUNTY, OH**  
**STATEMENT OF REVENUES AND EXPENDITURES**  
**FY 2013 ACTUAL THROUGH PROJECTION TO FY 2020**  
**TOTAL PROPRIETARY FUNDS - LEVEL 2 FINANCIAL**

Function	Description	Fiscal Year 2013 Actual	Fiscal Year 2014 Actual	Fiscal Year 2015 Actual	Fiscal Year 2016 Actual	Fiscal Year 2017 Budget	Fiscal Year 2018 Projection	Fiscal Year 2019 Projection	Fiscal Year 2020 Projection
<b>Revenues:</b>									
	<b>From Local Sources:</b>								
	Tuition	\$23,710	\$12,300	\$15,525	\$23,704	\$16,000	\$16,000	\$16,000	\$16,000
	Classroom Materials and Fees	378,544	334,271	251,763	298,552	310,475	310,000	310,000	310,000
	Extracurricular	65,927	70,746	82,717	101,389	131,246	131,246	131,246	131,246
	Other Local Revenues	76,680	5,240,009	10,407,264	10,002,519	10,553,750	11,603,750	12,758,750	14,029,250
<b>Total Revenues</b>		<b>544,861</b>	<b>5,657,326</b>	<b>10,757,269</b>	<b>10,426,164</b>	<b>11,011,471</b>	<b>12,060,996</b>	<b>13,215,996</b>	<b>14,486,496</b>
<b>Instruction:</b>									
	Salaries	0	20,467	5,593	11,286	21,522	19,000	19,000	19,000
	Fringe Benefits	0	1,962	863	1,742	3,325	2,936	2,936	2,936
	Purchase Services	121,450	97,374	97,973	105,815	125,850	125,850	125,850	125,850
	Materials and Supplies	409,994	343,617	328,215	263,650	399,300	399,300	399,300	399,300
	Capital Outlay	169	0	0	0	0	0	0	0
	Other Objects	3,755	3,773	9,298	9,031	11,350	11,350	11,350	11,350
<b>Total Instruction</b>		<b>535,368</b>	<b>467,193</b>	<b>441,942</b>	<b>391,524</b>	<b>561,347</b>	<b>558,436</b>	<b>558,436</b>	<b>558,436</b>
<b>Support Services:</b>									
	Salaries	28	1,268	142	866	0	0	0	0
	Fringe Benefits	3	182	36	134	0	0	0	0
	Purchase Services	29,072	3,822,066	9,067,935	9,420,838	10,012,500	11,012,500	12,112,500	13,322,500
	Materials and Supplies	887	2,354	(691)	3,607	10,985	10,250	10,250	10,250
	Capital Outlay	58,879	61,957	46,766	61,483	45,000	45,000	45,000	45,000
<b>Total Support Services</b>		<b>88,869</b>	<b>3,887,827</b>	<b>9,114,188</b>	<b>9,486,928</b>	<b>10,068,485</b>	<b>11,067,750</b>	<b>12,167,750</b>	<b>13,377,750</b>
<b>Operation of Non-Instructional Services:</b>									
	Materials and Supplies	0	0	1,923	0	0	0	0	0
<b>Total Operational of Non-Instructional Services</b>		<b>0</b>	<b>0</b>	<b>1,923</b>	<b>0</b>	<b>0</b>	<b>0</b>	<b>0</b>	<b>0</b>
<b>Extracurricular Activities</b>									
	Other Objects	0	0	3,794	8,282	15,196	15,246	15,246	15,246
<b>Total Extracurricular Activities</b>		<b>0</b>	<b>0</b>	<b>3,794</b>	<b>8,282</b>	<b>15,196</b>	<b>15,246</b>	<b>15,246</b>	<b>15,246</b>
<b>Total Expenditures</b>		<b>624,237</b>	<b>4,355,020</b>	<b>9,561,847</b>	<b>9,886,734</b>	<b>10,645,028</b>	<b>11,641,432</b>	<b>12,741,432</b>	<b>13,951,432</b>
<b>Excess of Revenues Over / (Under) Ependitures</b>		<b>(79,376)</b>	<b>1,302,306</b>	<b>1,195,422</b>	<b>539,430</b>	<b>366,443</b>	<b>419,564</b>	<b>474,564</b>	<b>535,064</b>
<b>Other Financing Sources / (Uses):</b>									
	Transfers Out	(36,742)	(52,307)	(47,582)	0	(6,786)	0	0	0
	Transfers In	82,349	32,712	117,738	17,623	126,786	120,000	120,000	120,000
	Advance In	384,595	0	0	0	0	0	0	0
	Advance Out	(384,595)	0	0	0	0	0	0	0
	Refund of Prior Year Receipt	(452)	0	0	0	0	0	0	0
<b>Total Other Financing Sources / (Uses)</b>		<b>45,155</b>	<b>(19,595)</b>	<b>70,156</b>	<b>17,623</b>	<b>120,000</b>	<b>120,000</b>	<b>120,000</b>	<b>120,000</b>
<b>Net Change in Fund Balance</b>		<b>(34,221)</b>	<b>1,282,711</b>	<b>1,265,578</b>	<b>557,053</b>	<b>486,443</b>	<b>539,564</b>	<b>594,564</b>	<b>655,064</b>
<b>Cash Balance at Beginning of Fiscal Year</b>		<b>235,104</b>	<b>200,883</b>	<b>1,483,594</b>	<b>2,749,172</b>	<b>3,306,225</b>	<b>3,792,668</b>	<b>4,332,232</b>	<b>4,926,796</b>
<b>Cash Balance at End of Fiscal Year</b>		<b>200,883</b>	<b>1,483,594</b>	<b>2,749,172</b>	<b>3,306,225</b>	<b>3,792,668</b>	<b>4,332,232</b>	<b>4,926,796</b>	<b>5,581,860</b>
<b>Year End Encumbrances Appropriated</b>		<b>40,347</b>	<b>28,241</b>	<b>172,818</b>	<b>10,023</b>	<b>10,023</b>	<b>10,023</b>	<b>10,023</b>	<b>10,023</b>
<b>Unencumbered Fund Balance at End of Fiscal Year</b>		<b>\$160,536</b>	<b>\$1,455,353</b>	<b>\$2,576,354</b>	<b>\$3,296,202</b>	<b>\$3,782,645</b>	<b>\$4,322,209</b>	<b>\$4,916,773</b>	<b>\$5,571,837</b>

# UNIFORM SCHOOL SUPPLIES FUND

The budget statements contained in this section provide the detailed revenue and expenditures for the Uniform School Supplies Fund.

The uniform school supplies fund is used to account for class fees for purchase of school supplies.

The statements in this section contain the consolidated Level 3 statement of the uniform school supplies fund and the individual Level 4 statements each department and/or program within the uniform school supplies fund.

The departments and/or programs that make up the uniform school supplies fund are as follows:

- Chapman Elementary
- Drake Elementary
- Muraski Elementary
- Kinsner Elementary
- Surrarrer Elementary
- Whitney Elementary
- Zellers Elementary
- Strongsville Early Learning Preschool
- Strongsville Middle School
- Albion Middle School
- Center Middle School
- Strongsville High School



**STRONGSVILLE CITY SCHOOL DISTRICT**  
**CUYAHOGA COUNTY, OH**  
**STATEMENT OF REVENUES AND EXPENDITURES**  
**FY 2013 ACTUAL THROUGH PROJECTION TO FY 2020**  
**UNIFORM SCHOOL SUPPLIES FUND - LEVEL 3 FINANCIAL**

Function	Description	Fiscal Year 2013 Actual	Fiscal Year 2014 Actual	Fiscal Year 2015 Actual	Fiscal Year 2016 Actual	Fiscal Year 2017 Budget	Fiscal Year 2018 Projection	Fiscal Year 2019 Projection	Fiscal Year 2020 Projection
<b>Revenues:</b>									
	<b>From Local Sources:</b>								
	Classroom Materials and Fees	\$378,544	\$334,271	\$251,763	\$298,552	\$310,475	\$310,000	\$310,000	\$310,000
	Other Local Revenues	3,636	14,629	7,334	8	0	0	0	0
<b>Total Revenues</b>		<b>382,180</b>	<b>348,900</b>	<b>259,097</b>	<b>298,560</b>	<b>310,475</b>	<b>310,000</b>	<b>310,000</b>	<b>310,000</b>
<b>Instruction:</b>									
	Purchase Services	30,938	37,160	25,895	19,612	25,000	25,000	25,000	25,000
	Materials and Supplies	409,994	343,617	328,215	263,650	395,000	395,000	395,000	395,000
	Capital Outlay	169	0	0	0	0	0	0	0
	Other Objects	3,755	3,773	9,298	9,031	10,000	10,000	10,000	10,000
<b>Total Instruction</b>		<b>444,856</b>	<b>384,550</b>	<b>363,408</b>	<b>292,293</b>	<b>430,000</b>	<b>430,000</b>	<b>430,000</b>	<b>430,000</b>
<b>Total Expenditures</b>		<b>444,856</b>	<b>384,550</b>	<b>363,408</b>	<b>292,293</b>	<b>430,000</b>	<b>430,000</b>	<b>430,000</b>	<b>430,000</b>
<b>Excess of Revenues Over / (Under) Expenditures</b>		<b>(62,676)</b>	<b>(35,650)</b>	<b>(104,311)</b>	<b>6,267</b>	<b>(119,525)</b>	<b>(120,000)</b>	<b>(120,000)</b>	<b>(120,000)</b>
<b>Other Financing Sources / (Uses):</b>									
	Transfers Out	(36,742)	0	0	0	(6,786)	0	0	0
	Transfers In	47,349	32,712	103,618	17,623	126,786	120,000	120,000	120,000
	Advance In	384,595	0	0	0	0	0	0	0
	Advance Out	(384,595)	0	0	0	0	0	0	0
	Refund of Prior Year Receipt	(452)	0	0	0	0	0	0	0
<b>Total Other Financing Sources / (Uses)</b>		<b>10,155</b>	<b>32,712</b>	<b>103,618</b>	<b>17,623</b>	<b>120,000</b>	<b>120,000</b>	<b>120,000</b>	<b>120,000</b>
<b>Net Change in Fund Balance</b>		<b>(52,521)</b>	<b>(2,938)</b>	<b>(693)</b>	<b>23,890</b>	<b>475</b>	<b>0</b>	<b>0</b>	<b>0</b>
	<b>Cash Balance at Beginning of Fiscal Year</b>	59,357	6,836	3,898	3,205	27,095	27,570	27,570	27,570
	<b>Cash Balance at End of Fiscal Year</b>	6,836	3,898	3,205	27,095	27,570	27,570	27,570	27,570
	<b>Year End Encumbrances Appropriated</b>	6,740	1,842	2,240	0	0	0	0	0
<b>Unencumbered Fund Balance at End of Fiscal Year</b>		<b>\$96</b>	<b>\$2,056</b>	<b>\$965</b>	<b>\$27,095</b>	<b>\$27,570</b>	<b>\$27,570</b>	<b>\$27,570</b>	<b>\$27,570</b>

**STRONGSVILLE CITY SCHOOL DISTRICT**  
**CUYAHOGA COUNTY, OH**

**UNIFORM SCHOOL SUPPLIES - DEPARTMENTAL STATEMENT OF REVENUES AND EXPENDITURES (LEVEL 4 FINANCIALS)**  
**FY 2013 ACTUAL THROUGH PROJECTION TO FY 2020**  
**TOTAL UNIFORM SCHOOL SUPPLIES**

Function	Object	Description	Fiscal Year 2013 Actual	Fiscal Year 2014 Actual	Fiscal Year 2015 Actual	Fiscal Year 2016 Actual	Fiscal Year 2017 Budget	Fiscal Year 2018 Projection	Fiscal Year 2019 Projection	Fiscal Year 2020 Projection
<b>Revenues:</b>										
		<b>From Local Sources:</b>								
		Classroom Materials and Fees	378,544	334,271	251,763	298,552	310,475	310,000	310,000	310,000
		Other Local Revenues	3,636	14,629	7,334	8	0	0	0	0
<b>Total Revenues</b>			<b>382,180</b>	<b>348,900</b>	<b>259,097</b>	<b>298,560</b>	<b>310,475</b>	<b>310,000</b>	<b>310,000</b>	<b>310,000</b>
<b>Instruction:</b>										
		<b>Purchase Services</b>								
	490	Other Purchased Services	30,938	37,160	25,895	19,612	25,000	25,000	25,000	25,000
		<b>Supplies and Materials</b>								
	511	Instructional Supplies	6,461	7,384	638	480	0	0	0	0
	551	Supplies for Resale	131,841	135,816	120,278	112,051	154,000	154,000	154,000	154,000
	552	Workbooks for Resale	266,742	186,890	206,966	150,962	241,000	241,000	241,000	241,000
	590	Other Supplies and Materials	4,950	13,527	333	157	0	0	0	0
		<b>Total Materials and Supplies</b>	<b>409,994</b>	<b>343,617</b>	<b>328,215</b>	<b>263,650</b>	<b>395,000</b>	<b>395,000</b>	<b>395,000</b>	<b>395,000</b>
		<b>Capital Outlay</b>								
	640	Equipment	169	0	0	0	0	0	0	0
		<b>Other Objects</b>								
	890	Other Misc. Expenditures	3,755	3,773	9,298	9,031	10,000	10,000	10,000	10,000
<b>Total Expenditures</b>			<b>444,856</b>	<b>384,550</b>	<b>363,408</b>	<b>292,293</b>	<b>430,000</b>	<b>430,000</b>	<b>430,000</b>	<b>430,000</b>
<b>Excess of Revenues Over / (Under) Expenditures</b>			<b>(62,676)</b>	<b>(35,650)</b>	<b>(104,311)</b>	<b>6,267</b>	<b>(119,525)</b>	<b>(120,000)</b>	<b>(120,000)</b>	<b>(120,000)</b>
<b>Other Financing Sources / (Uses):</b>										
		<b>Other Financing Uses</b>								
	910	Transfers Out	(36,742)	0	0	0	(6,786)	0	0	0
	911	Transfers In	47,349	32,712	103,618	17,623	126,786	120,000	120,000	120,000
	921	Advance In	384,595	0	0	0	0	0	0	0
	922	Advance Out	(384,595)	0	0	0	0	0	0	0
	930	Refund of Prior Year Receipt	(452)	0	0	0	0	0	0	0
<b>Total Other Financing Sources / (Uses)</b>			<b>10,155</b>	<b>32,712</b>	<b>103,618</b>	<b>17,623</b>	<b>120,000</b>	<b>120,000</b>	<b>120,000</b>	<b>120,000</b>
<b>Net Change in Fund Balance</b>			<b>(52,521)</b>	<b>(2,938)</b>	<b>(693)</b>	<b>23,890</b>	<b>475</b>	<b>0</b>	<b>0</b>	<b>0</b>
<b>Cash Balance at Beginning of Fiscal Year</b>			<b>59,357</b>	<b>6,836</b>	<b>3,898</b>	<b>3,205</b>	<b>27,095</b>	<b>27,570</b>	<b>27,570</b>	<b>27,570</b>
<b>Cash Balance at End of Fiscal Year</b>			<b>6,836</b>	<b>3,898</b>	<b>3,205</b>	<b>27,095</b>	<b>27,570</b>	<b>27,570</b>	<b>27,570</b>	<b>27,570</b>
<b>Year End Encumbrances Appropriated</b>			<b>6,740</b>	<b>1,842</b>	<b>2,240</b>	<b>0</b>	<b>0</b>	<b>0</b>	<b>0</b>	<b>0</b>
<b>Unencumbered Fund Balance at End of Fiscal Year</b>			<b>\$96</b>	<b>\$2,056</b>	<b>\$965</b>	<b>\$27,095</b>	<b>\$27,570</b>	<b>\$27,570</b>	<b>\$27,570</b>	<b>\$27,570</b>



**STRONGSVILLE CITY SCHOOL DISTRICT**

**CUYAHOGA COUNTY, OH**

**UNIFORM SCHOOL SUPPLIES - DEPARTMENTAL STATEMENT OF REVENUES AND EXPENDITURES (LEVEL 4 FINANCIALS)**

**FY 2013 ACTUAL THROUGH PROJECTION TO FY 2020**

**UNIFORM SCHOOL SUPPLIES BUDGET CENTER: CHAPMAN ELEMENTARY - 9110**

Function	Object	Description	Fiscal Year 2013 Actual	Fiscal Year 2014 Actual	Fiscal Year 2015 Actual	Fiscal Year 2016 Actual	Fiscal Year 2017 Budget	Fiscal Year 2018 Projection	Fiscal Year 2019 Projection	Fiscal Year 2020 Projection
<b>Revenues:</b>										
		<b>From Local Sources:</b>								
		Classroom Materials and Fees	\$23,776	\$16,990	\$14,597	\$15,875	\$18,103	\$18,103	\$18,103	\$18,103
		Other Local Revenues	0	144	0	0	0	0	0	0
<b>Total Revenues</b>			<b>23,776</b>	<b>17,134</b>	<b>14,597</b>	<b>15,875</b>	<b>18,103</b>	<b>18,103</b>	<b>18,103</b>	<b>18,103</b>
<b>Instruction:</b>										
		<b>Purchase Services</b>								
	490	Other Purchased Services	254	0	0	0	0	0	0	0
		<b>Supplies and Materials</b>								
	551	Supplies for Resale	1,433	2,483	0	0	2,000	2,000	2,000	2,000
	552	Workbooks for Resale	27,206	20,054	21,900	14,418	23,000	23,000	23,000	23,000
		<b>Total Materials and Supplies</b>	<b>28,639</b>	<b>22,537</b>	<b>21,900</b>	<b>14,418</b>	<b>25,000</b>	<b>25,000</b>	<b>25,000</b>	<b>25,000</b>
		<b>Other Objects</b>								
	890	Other Misc. Expenditures	957	735	0	0	0	0	0	0
<b>Total Expenditures</b>			<b>29,850</b>	<b>23,272</b>	<b>21,900</b>	<b>14,418</b>	<b>25,000</b>	<b>25,000</b>	<b>25,000</b>	<b>25,000</b>
<b>Excess of Revenues Over / (Under) Ependitures</b>			<b>(6,074)</b>	<b>(6,138)</b>	<b>(7,303)</b>	<b>1,457</b>	<b>(6,897)</b>	<b>(6,897)</b>	<b>(6,897)</b>	<b>(6,897)</b>
<b>Other Financing Sources / (Uses):</b>										
		<b>Other Financing Uses</b>								
	911	Transfers In	3,373	6,192	7,249	0	6,897	6,897	6,897	6,897
	921	Advance In	40,000	0	0	0	0	0	0	0
	922	Advance Out	(40,000)	0	0	0	0	0	0	0
<b>Net Change in Fund Balance</b>			<b>(2,701)</b>	<b>54</b>	<b>(54)</b>	<b>1,457</b>	<b>0</b>	<b>0</b>	<b>0</b>	<b>0</b>
<b>Cash Balance at Beginning of Fiscal Year</b>			<b>2,701</b>	<b>0</b>	<b>54</b>	<b>0</b>	<b>1,457</b>	<b>1,457</b>	<b>1,457</b>	<b>1,457</b>
<b>Cash Balance at End of Fiscal Year</b>			<b>0</b>	<b>54</b>	<b>0</b>	<b>1,457</b>	<b>1,457</b>	<b>1,457</b>	<b>1,457</b>	<b>1,457</b>
<b>Year End Encumbrances Appropriated</b>			<b>0</b>	<b>0</b>	<b>0</b>	<b>0</b>	<b>0</b>	<b>0</b>	<b>0</b>	<b>0</b>
<b>Unencumbered Fund Balance at End of Fiscal Year</b>			<b>\$0</b>	<b>\$54</b>	<b>\$0</b>	<b>\$1,457</b>	<b>\$1,457</b>	<b>\$1,457</b>	<b>\$1,457</b>	<b>\$1,457</b>

**STRONGSVILLE CITY SCHOOL DISTRICT**  
**CUYAHOGA COUNTY, OH**

*UNIFORM SCHOOL SUPPLIES - DEPARTMENTAL STATEMENT OF REVENUES AND EXPENDITURES (LEVEL 4 FINANCIALS)*

*FY 2013 ACTUAL THROUGH PROJECTION TO FY 2020*

*UNIFORM SCHOOL SUPPLIES BUDGET CENTER: DRAKE ELEMENTARY - 9200*

Function	Object	Description	Fiscal Year 2013 Actual	Fiscal Year 2014 Actual	Fiscal Year 2015 Actual	Fiscal Year 2016 Actual	Fiscal Year 2017 Budget	Fiscal Year 2018 Projection	Fiscal Year 2019 Projection	Fiscal Year 2020 Projection
<b>Revenues:</b>										
<b>From Local Sources:</b>										
		Classroom Materials and Fees	\$18,023	\$17,075	\$13,084	\$13,309	\$0	\$0	\$0	\$0
		Other Local Revenues	0	380	0	0	0	0	0	0
<b>Total Revenues</b>			<b>18,023</b>	<b>17,455</b>	<b>13,084</b>	<b>13,309</b>	<b>0</b>	<b>0</b>	<b>0</b>	<b>0</b>
<b>Instruction:</b>										
<i>Purchase Services</i>										
490		Other Purchased Services	0	387	0	0	0	0	0	0
<i>Supplies and Materials</i>										
551		Supplies for Resale	5,512	4,787	2,299	2,322	0	0	0	0
552		Workbooks for Resale	23,320	15,478	20,949	12,769	0	0	0	0
<i>Total Materials and Supplies</i>			<b>28,832</b>	<b>20,265</b>	<b>23,248</b>	<b>15,091</b>	<b>0</b>	<b>0</b>	<b>0</b>	<b>0</b>
<i>Other Objects</i>										
890		Other Misc. Expenditures	188	467	5	0	0	0	0	0
<b>Total Expenditures</b>			<b>29,020</b>	<b>21,119</b>	<b>23,253</b>	<b>15,091</b>	<b>0</b>	<b>0</b>	<b>0</b>	<b>0</b>
<b>Excess of Revenues Over / (Under) Expenditures</b>			<b>(10,997)</b>	<b>(3,664)</b>	<b>(10,169)</b>	<b>(1,782)</b>	<b>0</b>	<b>0</b>	<b>0</b>	<b>0</b>
<b>Other Financing Sources / (Uses):</b>										
<i>Other Financing Uses</i>										
911		Transfers In	10,997	3,670	10,163	1,782	0	0	0	0
921		Advance In	31,800	0	0	0	0	0	0	0
922		Advance Out	(31,800)	0	0	0	0	0	0	0
<b>Total Other Financing Sources / (Uses)</b>			<b>10,997</b>	<b>3,670</b>	<b>10,163</b>	<b>1,782</b>	<b>0</b>	<b>0</b>	<b>0</b>	<b>0</b>
<b>Net Change in Fund Balance</b>			<b>0</b>	<b>6</b>	<b>(6)</b>	<b>0</b>	<b>0</b>	<b>0</b>	<b>0</b>	<b>0</b>
Cash Balance at Beginning of Fiscal Year			0	0	6	0	0	0	0	0
Cash Balance at End of Fiscal Year			0	6	0	0	0	0	0	0
Year End Encumbrances Appropriated			0	6	0	0	0	0	0	0
<b>Unencumbered Fund Balance at End of Fiscal Year</b>			<b>\$0</b>	<b>\$0</b>	<b>\$0</b>	<b>\$0</b>	<b>\$0</b>	<b>\$0</b>	<b>\$0</b>	<b>\$0</b>

**STRONGSVILLE CITY SCHOOL DISTRICT**

**CUYAHOGA COUNTY, OH**

**UNIFORM SCHOOL SUPPLIES - DEPARTMENTAL STATEMENT OF REVENUES AND EXPENDITURES (LEVEL 4 FINANCIALS)**

**FY 2013 ACTUAL THROUGH PROJECTION TO FY 2020**

**UNIFORM SCHOOL SUPPLIES BUDGET CENTER: MURASKI ELEMENTARY - 9210**

Function	Object	Description	Fiscal Year 2013 Actual	Fiscal Year 2014 Actual	Fiscal Year 2015 Actual	Fiscal Year 2016 Actual	Fiscal Year 2017 Budget	Fiscal Year 2018 Projection	Fiscal Year 2019 Projection	Fiscal Year 2020 Projection
<b>Revenues:</b>										
		<b>From Local Sources:</b>								
		Classroom Materials and Fees	\$27,546	\$21,730	\$17,497	\$20,391	\$21,000	\$21,000	\$21,000	\$21,000
		Other Local Revenues	0	243	0	0	0	0	0	0
<b>Total Revenues</b>			<b>27,546</b>	<b>21,973</b>	<b>17,497</b>	<b>20,391</b>	<b>21,000</b>	<b>21,000</b>	<b>21,000</b>	<b>21,000</b>
<b>Instruction:</b>										
		<b>Purchase Services</b>								
	490	Other Purchased Services	0	450	0	0	0	0	0	0
		<b>Supplies and Materials</b>								
	551	Supplies for Resale	3,653	2,644	2,412	2,380	4,000	4,000	4,000	4,000
	552	Workbooks for Resale	30,381	17,650	21,571	15,967	25,000	25,000	25,000	25,000
		<b>Total Materials and Supplies</b>	<b>34,034</b>	<b>20,294</b>	<b>23,983</b>	<b>18,347</b>	<b>29,000</b>	<b>29,000</b>	<b>29,000</b>	<b>29,000</b>
		<b>Other Objects</b>								
	890	Other Misc. Expenditures	626	340	43	0	0	0	0	0
<b>Total Expenditures</b>			<b>34,660</b>	<b>21,084</b>	<b>24,026</b>	<b>18,347</b>	<b>29,000</b>	<b>29,000</b>	<b>29,000</b>	<b>29,000</b>
<b>Excess of Revenues Over / (Under) Ependitures</b>			<b>(7,114)</b>	<b>889</b>	<b>(6,529)</b>	<b>2,044</b>	<b>(8,000)</b>	<b>(8,000)</b>	<b>(8,000)</b>	<b>(8,000)</b>
<b>Other Financing Sources / (Uses):</b>										
		<b>Other Financing Uses</b>								
	910	Transfers Out	(1,054)	0	0	0	0	0	0	0
	911	Transfers In	3,388	0	5,592	0	8,000	8,000	8,000	8,000
	921	Advance In	37,000	0	0	0	0	0	0	0
	922	Advance Out	(37,000)	0	0	0	0	0	0	0
<b>Total Other Financing Sources / (Uses)</b>			<b>2,334</b>	<b>0</b>	<b>5,592</b>	<b>0</b>	<b>8,000</b>	<b>8,000</b>	<b>8,000</b>	<b>8,000</b>
<b>Net Change in Fund Balance</b>			<b>(4,780)</b>	<b>889</b>	<b>(937)</b>	<b>2,044</b>	<b>0</b>	<b>0</b>	<b>0</b>	<b>0</b>
<b>Cash Balance at Beginning of Fiscal Year</b>			<b>4,780</b>	<b>0</b>	<b>889</b>	<b>(48)</b>	<b>1,996</b>	<b>1,996</b>	<b>1,996</b>	<b>1,996</b>
<b>Cash Balance at End of Fiscal Year</b>			<b>0</b>	<b>889</b>	<b>(48)</b>	<b>1,996</b>	<b>1,996</b>	<b>1,996</b>	<b>1,996</b>	<b>1,996</b>
<b>Year End Encumbrances Appropriated</b>			<b>0</b>	<b>0</b>	<b>0</b>	<b>0</b>	<b>0</b>	<b>0</b>	<b>0</b>	<b>0</b>
<b>Unencumbered Fund Balance at End of Fiscal Year</b>			<b>\$0</b>	<b>\$889</b>	<b>(\$48)</b>	<b>\$1,996</b>	<b>\$1,996</b>	<b>\$1,996</b>	<b>\$1,996</b>	<b>\$1,996</b>

**STRONGSVILLE CITY SCHOOL DISTRICT**

**CUYAHOGA COUNTY, OH**

**UNIFORM SCHOOL SUPPLIES - DEPARTMENTAL STATEMENT OF REVENUES AND EXPENDITURES (LEVEL 4 FINANCIALS)**

**FY 2013 ACTUAL THROUGH PROJECTION TO FY 2020**

**UNIFORM SCHOOL SUPPLIES BUDGET CENTER: KINSNER ELEMENTARY - 9220**

Function	Object	Description	Fiscal Year 2013 Actual	Fiscal Year 2014 Actual	Fiscal Year 2015 Actual	Fiscal Year 2016 Actual	Fiscal Year 2017 Budget	Fiscal Year 2018 Projection	Fiscal Year 2019 Projection	Fiscal Year 2020 Projection
<b>Revenues:</b>										
		<b>From Local Sources:</b>								
		Classroom Materials and Fees	\$29,515	\$20,226	\$15,267	\$28,322	\$21,724	\$21,724	\$21,724	\$21,724
		Other Local Revenues	0	219	0	0	0	0	0	0
<b>Total Revenues</b>			<b>29,515</b>	<b>20,445</b>	<b>15,267</b>	<b>28,322</b>	<b>21,724</b>	<b>21,724</b>	<b>21,724</b>	<b>21,724</b>
<b>Instruction:</b>										
		<b>Purchase Services</b>								
	490	Other Purchased Services	0	399	0	0	0	0	0	0
		<b>Supplies and Materials</b>								
	551	Supplies for Resale	3,880	388	1,134	1,146	4,000	4,000	4,000	4,000
	552	Workbooks for Resale	30,297	21,099	24,022	16,612	26,000	26,000	26,000	26,000
	590	Other Supplies and Materials	355	0	0	0	0	0	0	0
		<b>Total Materials and Supplies</b>	<b>34,532</b>	<b>21,487</b>	<b>25,156</b>	<b>17,758</b>	<b>30,000</b>	<b>30,000</b>	<b>30,000</b>	<b>30,000</b>
		<b>Other Objects</b>								
	890	Other Misc. Expenditures	210	591	132	0	0	0	0	0
<b>Total Expenditures</b>			<b>34,742</b>	<b>22,477</b>	<b>25,288</b>	<b>17,758</b>	<b>30,000</b>	<b>30,000</b>	<b>30,000</b>	<b>30,000</b>
<b>Excess of Revenues Over / (Under) Expenditures</b>			<b>(5,227)</b>	<b>(2,032)</b>	<b>(10,021)</b>	<b>10,564</b>	<b>(8,276)</b>	<b>(8,276)</b>	<b>(8,276)</b>	<b>(8,276)</b>
<b>Other Financing Sources / (Uses):</b>										
		<b>Other Financing Uses</b>								
	911	Transfers In	3,388	2,164	9,889	0	8,276	8,276	8,276	8,276
	921	Advance In	35,000	0	0	0	0	0	0	0
	922	Advance Out	(35,000)	0	0	0	0	0	0	0
<b>Total Other Financing Sources / (Uses)</b>			<b>3,388</b>	<b>2,164</b>	<b>9,889</b>	<b>0</b>	<b>8,276</b>	<b>8,276</b>	<b>8,276</b>	<b>8,276</b>
<b>Net Change in Fund Balance</b>			<b>(1,839)</b>	<b>132</b>	<b>(132)</b>	<b>10,564</b>	<b>0</b>	<b>0</b>	<b>0</b>	<b>0</b>
<b>Cash Balance at Beginning of Fiscal Year</b>			<b>1,839</b>	<b>0</b>	<b>132</b>	<b>0</b>	<b>10,564</b>	<b>10,564</b>	<b>10,564</b>	<b>10,564</b>
<b>Cash Balance at End of Fiscal Year</b>			<b>0</b>	<b>132</b>	<b>0</b>	<b>10,564</b>	<b>10,564</b>	<b>10,564</b>	<b>10,564</b>	<b>10,564</b>
<b>Year End Encumbrances Appropriated</b>			<b>0</b>	<b>132</b>	<b>0</b>	<b>0</b>	<b>0</b>	<b>0</b>	<b>0</b>	<b>0</b>
<b>Unencumbered Fund Balance at End of Fiscal Year</b>			<b>\$0</b>	<b>\$0</b>	<b>\$0</b>	<b>\$10,564</b>	<b>\$10,564</b>	<b>\$10,564</b>	<b>\$10,564</b>	<b>\$10,564</b>

**STRONGSVILLE CITY SCHOOL DISTRICT**  
**CUYAHOGA COUNTY, OH**

*UNIFORM SCHOOL SUPPLIES - DEPARTMENTAL STATEMENT OF REVENUES AND EXPENDITURES (LEVEL 4 FINANCIALS)*

*FY 2013 ACTUAL THROUGH PROJECTION TO FY 2020*

**UNIFORM SCHOOL SUPPLIES BUDGET CENTER: SURRARRER ELEMENTARY - 9300**

Function	Object	Description	Fiscal Year 2013 Actual	Fiscal Year 2014 Actual	Fiscal Year 2015 Actual	Fiscal Year 2016 Actual	Fiscal Year 2017 Budget	Fiscal Year 2018 Projection	Fiscal Year 2019 Projection	Fiscal Year 2020 Projection
<b>Revenues:</b>										
		<b>From Local Sources:</b>								
		Classroom Materials and Fees	\$17,257	\$13,990	\$13,031	\$15,104	\$18,104	\$18,104	\$18,104	\$18,104
		Other Local Revenues	0	168	0	0	0	0	0	0
<b>Total Revenues</b>			<b>17,257</b>	<b>14,158</b>	<b>13,031</b>	<b>15,104</b>	<b>18,104</b>	<b>18,104</b>	<b>18,104</b>	<b>18,104</b>
<b>Instruction:</b>										
		<b>Purchase Services</b>								
	490	Other Purchased Services	0	0	0	0	0	0	0	0
		<b>Supplies and Materials</b>								
	551	Supplies for Resale	2,484	1,612	668	797	3,000	3,000	3,000	3,000
	552	Workbooks for Resale	16,812	14,424	15,689	10,462	22,000	22,000	22,000	22,000
		<b>Total Materials and Supplies</b>	<b>19,296</b>	<b>16,036</b>	<b>16,357</b>	<b>11,259</b>	<b>25,000</b>	<b>25,000</b>	<b>25,000</b>	<b>25,000</b>
		<b>Other Objects</b>								
	890	Other Misc. Expenditures	0	168	0	0	0	0	0	0
<b>Total Expenditures</b>			<b>19,296</b>	<b>16,204</b>	<b>16,357</b>	<b>11,259</b>	<b>25,000</b>	<b>25,000</b>	<b>25,000</b>	<b>25,000</b>
<b>Excess of Revenues Over / (Under) Ependitures</b>			<b>(2,039)</b>	<b>(2,046)</b>	<b>(3,326)</b>	<b>3,845</b>	<b>(6,896)</b>	<b>(6,896)</b>	<b>(6,896)</b>	<b>(6,896)</b>
<b>Other Financing Sources / (Uses):</b>										
		<b>Other Financing Uses</b>								
	910	Transfers Out	(5,142)	0	0	0	0	0	0	0
	911	Transfers In	0	2,046	3,326	0	6,896	6,896	6,896	6,896
	921	Advance In	20,000	0	0	0	0	0	0	0
	922	Advance Out	(20,000)	0	0	0	0	0	0	0
<b>Total Other Financing Sources / (Uses)</b>			<b>(5,142)</b>	<b>2,046</b>	<b>3,326</b>	<b>0</b>	<b>6,896</b>	<b>6,896</b>	<b>6,896</b>	<b>6,896</b>
<b>Net Change in Fund Balance</b>			<b>(7,181)</b>	<b>0</b>	<b>0</b>	<b>3,845</b>	<b>0</b>	<b>0</b>	<b>0</b>	<b>0</b>
		Cash Balance at Beginning of Fiscal Year	7,181	0	0	0	3,845	3,845	3,845	3,845
		Cash Balance at End of Fiscal Year	0	0	0	3,845	3,845	3,845	3,845	3,845
		Year End Encumbrances Appropriated	0	0	0	0	0	0	0	0
<b>Unencumbered Fund Balance at End of Fiscal Year</b>			<b>\$0</b>	<b>\$0</b>	<b>\$0</b>	<b>\$3,845</b>	<b>\$3,845</b>	<b>\$3,845</b>	<b>\$3,845</b>	<b>\$3,845</b>

**STRONGSVILLE CITY SCHOOL DISTRICT**  
**CUYAHOGA COUNTY, OH**

*UNIFORM SCHOOL SUPPLIES - DEPARTMENTAL STATEMENT OF REVENUES AND EXPENDITURES (LEVEL 4 FINANCIALS)*  
*FY 2013 ACTUAL THROUGH PROJECTION TO FY 2020*

**UNIFORM SCHOOL SUPPLIES BUDGET CENTER: WHITNEY ELEMENTARY - 9310**

Function	Object	Description	Fiscal Year 2013 Actual	Fiscal Year 2014 Actual	Fiscal Year 2015 Actual	Fiscal Year 2016 Actual	Fiscal Year 2017 Budget	Fiscal Year 2018 Projection	Fiscal Year 2019 Projection	Fiscal Year 2020 Projection
<b>Revenues:</b>										
		<b>From Local Sources:</b>								
		Classroom Materials and Fees	\$21,368	\$14,613	\$12,807	\$12,711	\$21,724	\$21,724	\$21,724	\$21,724
		Other Local Revenues	0	111	0	0	0	0	0	0
<b>Total Revenues</b>			<b>21,368</b>	<b>14,724</b>	<b>12,807</b>	<b>12,711</b>	<b>21,724</b>	<b>21,724</b>	<b>21,724</b>	<b>21,724</b>
<b>Instruction:</b>										
		<b>Purchase Services</b>								
	490	Other Purchased Services	0	312	0	0	0	0	0	0
		<b>Supplies and Materials</b>								
	551	Supplies for Resale	0	0	18	1,486	5,000	5,000	5,000	5,000
	552	Workbooks for Resale	34,514	13,971	17,182	8,756	25,000	25,000	25,000	25,000
		<b>Total Materials and Supplies</b>	<b>34,514</b>	<b>13,971</b>	<b>17,200</b>	<b>10,242</b>	<b>30,000</b>	<b>30,000</b>	<b>30,000</b>	<b>30,000</b>
		<b>Other Objects</b>								
	890	Other Misc. Expenditures	890	943	0	0	0	0	0	0
<b>Total Expenditures</b>			<b>35,404</b>	<b>15,226</b>	<b>17,200</b>	<b>10,242</b>	<b>30,000</b>	<b>30,000</b>	<b>30,000</b>	<b>30,000</b>
<b>Excess of Revenues Over / (Under) Expenditures</b>			<b>(14,036)</b>	<b>(502)</b>	<b>(4,393)</b>	<b>2,469</b>	<b>(8,276)</b>	<b>(8,276)</b>	<b>(8,276)</b>	<b>(8,276)</b>
<b>Other Financing Sources / (Uses):</b>										
		<b>Other Financing Uses</b>								
	911	Transfers In	14,036	502	4,393	0	8,276	8,276	8,276	8,276
	921	Advance In	40,795	0	0	0	0	0	0	0
	922	Advance Out	(40,795)	0	0	0	0	0	0	0
<b>Total Other Financing Sources / (Uses)</b>			<b>14,036</b>	<b>502</b>	<b>4,393</b>	<b>0</b>	<b>8,276</b>	<b>8,276</b>	<b>8,276</b>	<b>8,276</b>
<b>Net Change in Fund Balance</b>			<b>0</b>	<b>0</b>	<b>0</b>	<b>2,469</b>	<b>0</b>	<b>0</b>	<b>0</b>	<b>0</b>
		Cash Balance at Beginning of Fiscal Year	0	0	0	0	2,469	2,469	2,469	2,469
		Cash Balance at End of Fiscal Year	0	0	0	2,469	2,469	2,469	2,469	2,469
		Year End Encumbrances Appropriated	0	0	0	0	0	0	0	0
<b>Unencumbered Fund Balance at End of Fiscal Year</b>			<b>\$0</b>	<b>\$0</b>	<b>\$0</b>	<b>\$2,469</b>	<b>\$2,469</b>	<b>\$2,469</b>	<b>\$2,469</b>	<b>\$2,469</b>

**STRONGSVILLE CITY SCHOOL DISTRICT**

**CUYAHOGA COUNTY, OH**

**UNIFORM SCHOOL SUPPLIES - DEPARTMENTAL STATEMENT OF REVENUES AND EXPENDITURES (LEVEL 4 FINANCIALS)**

**FY 2013 ACTUAL THROUGH PROJECTION TO FY 2020**

**UNIFORM SCHOOL SUPPLIES BUDGET CENTER: ZELLERS ELEMENTARY - 9320**

			Fiscal Year 2013 Actual	Fiscal Year 2014 Actual	Fiscal Year 2015 Actual	Fiscal Year 2016 Actual	Fiscal Year 2017 Budget	Fiscal Year 2018 Projection	Fiscal Year 2019 Projection	Fiscal Year 2020 Projection
Function	Object	Description								
Revenues:										
	From Local Sources:									
		Classroom Materials and Fees	\$14,250	\$11,790	\$8,301	\$0	\$0	\$0	\$0	\$0
		Other Local Revenues	0	1,581	0	0	0	0	0	0
Total Revenues			14,250	13,371	8,301	0	0	0	0	0
Instruction:										
	Supplies and Materials									
	551	Supplies for Resale	2,020	1,279	1,763	0	0	0	0	0
	552	Workbooks for Resale	20,577	10,696	14,214	0	0	0	0	0
	590	Other Supplies and Materials	136	265	0	0	0	0	0	0
	Total Materials and Supplies		22,733	12,240	15,977	0	0	0	0	0
	Other Objects									
	890	Other Misc. Expenditures	0	288	0	0	0	0	0	0
Total Expenditures			22,733	12,528	15,977	0	0	0	0	0
Excess of Revenues Over / (Under) Ependitures			(8,483)	843	(7,676)	0	0	0	0	0
Other Financing Sources / (Uses):										
	Other Financing Uses									
	911	Transfers In	7,741	0	6,829	4	0	0	0	0
	921	Advance In	25,000	0	0	0	0	0	0	0
	922	Advance Out	(25,000)	0	0	0	0	0	0	0
Total Other Financing Sources / (Uses)			7,741	0	6,829	4	0	0	0	0
Net Change in Fund Balance			(742)	843	(847)	4	0	0	0	0
Cash Balance at Beginning of Fiscal Year			742	0	843	(4)	0	0	0	0
Cash Balance at End of Fiscal Year			0	843	(4)	0	0	0	0	0
Year End Encumbrances Appropriated			0	0	0	0	0	0	0	0
Unencumbered Fund Balance at End of Fiscal Year			\$0	\$843	(\$4)	\$0	\$0	\$0	\$0	\$0

**STRONGSVILLE CITY SCHOOL DISTRICT**  
**CUYAHOGA COUNTY, OH**

UNIFORM SCHOOL SUPPLIES - DEPARTMENTAL STATEMENT OF REVENUES AND EXPENDITURES (LEVEL 4 FINANCIALS)

FY 2013 ACTUAL THROUGH PROJECTION TO FY 2020

UNIFORM SCHOOL SUPPLIES BUDGET CENTER: STRONGSVILLE EARLY LEARNING PRESCHOOL - 9400

			Fiscal Year 2013 Actual	Fiscal Year 2014 Actual	Fiscal Year 2015 Actual	Fiscal Year 2016 Actual	Fiscal Year 2017 Budget	Fiscal Year 2018 Projection	Fiscal Year 2019 Projection	Fiscal Year 2020 Projection
Function	Object	Description								
Revenues:										
From Local Sources:										
Classroom Materials and Fees			\$0	\$0	\$0	\$0	\$0	\$0	\$0	\$0
Total Revenues			0	0	0	0	0	0	0	0
Instruction:										
Supplies and Materials										
552 Workbooks for Resale			0	0	0	0	0	0	0	0
559 Other Items for Resale			0	0	0	0	0	0	0	0
Total Materials and Supplies			0	0	0	0	0	0	0	0
Total Expenditures			0	0	0	0	0	0	0	0
Net Change in Fund Balance			0	0	0	0	0	0	0	0
Cash Balance at Beginning of Fiscal Year			29	29	29	29	29	29	29	29
Cash Balance at End of Fiscal Year			29	29	29	29	29	29	29	29
Year End Encumbrances Appropriated			0		0	0	0	0	0	0
Unencumbered Fund Balance at End of Fiscal Year			\$29	\$29	\$29	\$29	\$29	\$29	\$29	\$29



**STRONGSVILLE CITY SCHOOL DISTRICT**

**CUYAHOGA COUNTY, OH**

**UNIFORM SCHOOL SUPPLIES - DEPARTMENTAL STATEMENT OF REVENUES AND EXPENDITURES (LEVEL 4 FINANCIALS)**

**FY 2013 ACTUAL THROUGH PROJECTION TO FY 2020**

**UNIFORM SCHOOL SUPPLIES BUDGET CENTER: STRONGSVILLE MIDDLE SCHOOL - 9600**

			Fiscal Year 2013 Actual	Fiscal Year 2014 Actual	Fiscal Year 2015 Actual	Fiscal Year 2016 Actual	Fiscal Year 2017 Budget	Fiscal Year 2018 Projection	Fiscal Year 2019 Projection	Fiscal Year 2020 Projection
Function	Object	Description								
Revenues:										
From Local Sources:										
		Classroom Materials and Fees	\$0	\$0	\$0	\$0	\$67,414	\$67,414	\$67,414	\$67,414
Total Revenues			0	0	0	0	67,414	67,414	67,414	67,414
Instruction:										
		Supplies and Materials								
551		Supplies for Resale	0	0	0	0	40,000	40,000	40,000	40,000
552		Workbooks for Resale	0	0	0	0	45,000	45,000	45,000	45,000
Total Materials and Supplies			0	0	0	0	85,000	85,000	85,000	85,000
Other Objects										
890		Other Misc. Expenditures	0	0	0	0	10,000	10,000	10,000	10,000
Total Expenditures			0	0	0	0	95,000	95,000	95,000	95,000
Excess of Revenues Over / (Under) Expenditures			0	0	0	0	(27,586)	(27,586)	(27,586)	(27,586)
Other Financing Sources / (Uses):										
Other Financing Uses										
911		Transfers In	0	0	0	0	34,372	27,586	27,586	27,586
Total Other Financing Sources / (Uses)			0	0	0	0	34,372	27,586	27,586	27,586
Net Change in Fund Balance			0	0	0	0	6,786	0	0	0
Cash Balance at Beginning of Fiscal Year			0	0	0	0	0	6,786	6,786	6,786
Cash Balance at End of Fiscal Year			0	0	0	0	6,786	6,786	6,786	6,786
Year End Encumbrances Appropriated			0	0	0	0	0	0	0	0
Unencumbered Fund Balance at End of Fiscal Year			\$0	\$0	\$0	\$0	\$6,786	\$6,786	\$6,786	\$6,786

**STRONGSVILLE CITY SCHOOL DISTRICT**  
**CUYAHOGA COUNTY, OH**

*UNIFORM SCHOOL SUPPLIES - DEPARTMENTAL STATEMENT OF REVENUES AND EXPENDITURES (LEVEL 4 FINANCIALS)*

*FY 2013 ACTUAL THROUGH PROJECTION TO FY 2020*

**UNIFORM SCHOOL SUPPLIES BUDGET CENTER: ALBION MIDDLE SCHOOL - 9700**

Function	Object	Description	Fiscal Year 2013 Actual	Fiscal Year 2014 Actual	Fiscal Year 2015 Actual	Fiscal Year 2016 Actual	Fiscal Year 2017 Budget	Fiscal Year 2018 Projection	Fiscal Year 2019 Projection	Fiscal Year 2020 Projection
<b>Revenues:</b>										
	<b>From Local Sources:</b>									
		Classroom Materials and Fees	\$33,756	\$25,793	\$16,386	\$27,657	\$30	\$0	\$0	\$0
		Other Local Revenues	23	0	30	0	0	0	0	0
<b>Total Revenues</b>			<b>33,779</b>	<b>25,793</b>	<b>16,416</b>	<b>27,657</b>	<b>30</b>	<b>0</b>	<b>0</b>	<b>0</b>
<b>Instruction:</b>										
	<b>Purchase Services</b>									
	490	Other Purchased Services	4,050	2,534	0	0	0	0	0	0
	<b>Supplies and Materials</b>									
	511	Instructional Supplies	0	1,135	638	480	0	0	0	0
	551	Supplies for Resale	13,953	14,230	12,574	10,204	0	0	0	0
	552	Workbooks for Resale	14,636	6,584	11,041	6,892	0	0	0	0
	590	Other Supplies and Materials	1,842	7,391	333	157	0	0	0	0
	<b>Total Materials and Supplies</b>		<b>30,431</b>	<b>29,340</b>	<b>24,586</b>	<b>17,733</b>	<b>0</b>	<b>0</b>	<b>0</b>	<b>0</b>
	<b>Other Objects</b>									
	890	Other Misc. Expenditures	884	241	4,872	4,466	0	0	0	0
<b>Total Expenditures</b>			<b>35,365</b>	<b>32,115</b>	<b>29,458</b>	<b>22,199</b>	<b>0</b>	<b>0</b>	<b>0</b>	<b>0</b>
<b>Excess of Revenues Over / (Under) Expenditures</b>			<b>(1,586)</b>	<b>(6,322)</b>	<b>(13,042)</b>	<b>5,458</b>	<b>30</b>	<b>0</b>	<b>0</b>	<b>0</b>
<b>Other Financing Sources / (Uses):</b>										
	<b>Other Financing Uses</b>									
	910	Transfers Out	(15,511)	0	0	0	(6,054)	0	0	0
	911	Transfers In	0	6,959	11,879	0	0	0	0	0
	921	Advance In	15,000	0	0	0	0	0	0	0
	922	Advance Out	(15,000)	0	0	0	0	0	0	0
<b>Total Other Financing Sources / (Uses)</b>			<b>(15,511)</b>	<b>6,959</b>	<b>11,879</b>	<b>0</b>	<b>(6,054)</b>	<b>0</b>	<b>0</b>	<b>0</b>
<b>Net Change in Fund Balance</b>			<b>(17,097)</b>	<b>637</b>	<b>(1,163)</b>	<b>5,458</b>	<b>(6,024)</b>	<b>0</b>	<b>0</b>	<b>0</b>
<b>Cash Balance at Beginning of Fiscal Year</b>			<b>18,189</b>	<b>1,092</b>	<b>1,729</b>	<b>566</b>	<b>6,024</b>	<b>0</b>	<b>0</b>	<b>0</b>
<b>Cash Balance at End of Fiscal Year</b>			<b>1,092</b>	<b>1,729</b>	<b>566</b>	<b>6,024</b>	<b>0</b>	<b>0</b>	<b>0</b>	<b>0</b>
<b>Year End Encumbrances Appropriated</b>			<b>1,056</b>	<b>1,488</b>	<b>457</b>	<b>0</b>	<b>0</b>	<b>0</b>	<b>0</b>	<b>0</b>
<b>Unencumbered Fund Balance at End of Fiscal Year</b>			<b>\$36</b>	<b>\$241</b>	<b>\$109</b>	<b>\$6,024</b>	<b>\$0</b>	<b>\$0</b>	<b>\$0</b>	<b>\$0</b>

**STRONGSVILLE CITY SCHOOL DISTRICT**  
**CUYAHOGA COUNTY, OH**

*UNIFORM SCHOOL SUPPLIES - DEPARTMENTAL STATEMENT OF REVENUES AND EXPENDITURES (LEVEL 4 FINANCIALS)*

*FY 2013 ACTUAL THROUGH PROJECTION TO FY 2020*

**UNIFORM SCHOOL SUPPLIES BUDGET CENTER: CENTER MIDDLE SCHOOL - 9800**

Function	Object	Description	Fiscal Year 2013 Actual	Fiscal Year 2014 Actual	Fiscal Year 2015 Actual	Fiscal Year 2016 Actual	Fiscal Year 2017 Budget	Fiscal Year 2018 Projection	Fiscal Year 2019 Projection	Fiscal Year 2020 Projection
<b>Revenues:</b>										
	<b>From Local Sources:</b>									
		Classroom Materials and Fees	\$34,774	\$33,289	\$23,770	\$21,937	\$445	\$0	\$0	\$0
		Other Local Revenues	1,960	0	0	0	0	0	0	0
<b>Total Revenues</b>			<b>36,734</b>	<b>33,289</b>	<b>23,770</b>	<b>21,937</b>	<b>445</b>	<b>0</b>	<b>0</b>	<b>0</b>
<b>Instruction:</b>										
	<b>Purchase Services</b>									
	490	Other Purchased Services	5,948	3,146	0	0	0	0	0	0
	<b>Supplies and Materials</b>									
	511	Instructional Supplies	6,461	6,249	0	0	0	0	0	0
	551	Supplies for Resale	7,294	13,394	15,386	11,726	0	0	0	0
	552	Workbooks for Resale	14,636	9,928	10,574	7,622	0	0	0	0
	590	Other Supplies and Materials	2,617	5,871	0	0	0	0	0	0
	<b>Other Objects</b>									
	890	Other Misc. Expenditures	0	0	4,246	4,565	0	0	0	0
<b>Total Expenditures</b>			<b>36,956</b>	<b>38,588</b>	<b>30,206</b>	<b>23,913</b>	<b>0</b>	<b>0</b>	<b>0</b>	<b>0</b>
<b>Excess of Revenues Over / (Under) Expenditures</b>			<b>(222)</b>	<b>(5,299)</b>	<b>(6,436)</b>	<b>(1,976)</b>	<b>445</b>	<b>0</b>	<b>0</b>	<b>0</b>
<b>Other Financing Sources / (Uses):</b>										
	<b>Other Financing Uses</b>									
	910	Transfers Out	(15,035)	0	0	0	(732)	0	0	0
	911	Transfers In	0	4,413	6,774	1,709	0	0	0	0
	921	Advance In	30,000	0	0	0	0	0	0	0
	922	Advance Out	(30,000)	0	0	0	0	0	0	0
<b>Total Other Financing Sources / (Uses)</b>			<b>(15,035)</b>	<b>4,413</b>	<b>6,774</b>	<b>1,709</b>	<b>(732)</b>	<b>0</b>	<b>0</b>	<b>0</b>
<b>Net Change in Fund Balance</b>			<b>(15,257)</b>	<b>(886)</b>	<b>338</b>	<b>(267)</b>	<b>(287)</b>	<b>0</b>	<b>0</b>	<b>0</b>
<b>Cash Balance at Beginning of Fiscal Year</b>			<b>16,359</b>	<b>1,102</b>	<b>216</b>	<b>554</b>	<b>287</b>	<b>0</b>	<b>0</b>	<b>0</b>
<b>Cash Balance at End of Fiscal Year</b>			<b>1,102</b>	<b>216</b>	<b>554</b>	<b>287</b>	<b>0</b>	<b>0</b>	<b>0</b>	<b>0</b>
<b>Year End Encumbrances Appropriated</b>			<b>1,102</b>	<b>216</b>	<b>245</b>	<b>0</b>	<b>0</b>	<b>0</b>	<b>0</b>	<b>0</b>
<b>Unencumbered Fund Balance at End of Fiscal Year</b>			<b>\$0</b>	<b>\$0</b>	<b>\$309</b>	<b>\$287</b>	<b>\$0</b>	<b>\$0</b>	<b>\$0</b>	<b>\$0</b>

**STRONGSVILLE CITY SCHOOL DISTRICT**  
**CUYAHOGA COUNTY, OH**

*UNIFORM SCHOOL SUPPLIES - DEPARTMENTAL STATEMENT OF REVENUES AND EXPENDITURES (LEVEL 4 FINANCIALS)*  
*FY 2013 ACTUAL THROUGH PROJECTION TO FY 2020*

**UNIFORM SCHOOL SUPPLIES BUDGET CENTER: STRONGSVILLE HIGH SCHOOL - 9900**

Function	Object	Description	Fiscal Year 2013 Actual	Fiscal Year 2014 Actual	Fiscal Year 2015 Actual	Fiscal Year 2016 Actual	Fiscal Year 2017 Budget	Fiscal Year 2018 Projection	Fiscal Year 2019 Projection	Fiscal Year 2020 Projection
<b>Revenues:</b>										
		<b>From Local Sources:</b>								
		Classroom Materials and Fees	\$158,279	\$158,775	\$117,023	\$143,246	\$141,931	\$141,931	\$141,931	\$141,931
		Other Local Revenues	1,653	11,783	7,304	8	0	0	0	0
<b>Total Revenues</b>			<b>159,932</b>	<b>170,558</b>	<b>124,327</b>	<b>143,254</b>	<b>141,931</b>	<b>141,931</b>	<b>141,931</b>	<b>141,931</b>
<b>Instruction:</b>										
		<b>Purchase Services</b>								
	490	Other Purchased Services	20,686	29,932	25,895	19,612	25,000	25,000	25,000	25,000
		<b>Supplies and Materials</b>								
	551	Supplies for Resale	91,612	94,999	84,024	81,990	96,000	96,000	96,000	96,000
	552	Workbooks for Resale	54,363	57,006	49,824	57,464	75,000	75,000	75,000	75,000
		<b>Total Materials and Supplies</b>	<b>145,975</b>	<b>152,005</b>	<b>133,848</b>	<b>139,454</b>	<b>171,000</b>	<b>171,000</b>	<b>171,000</b>	<b>171,000</b>
		<b>Capital Outlay</b>								
	640	Equipment	169	0	0	0	0	0	0	0
<b>Total Expenditures</b>			<b>166,830</b>	<b>181,937</b>	<b>159,743</b>	<b>159,066</b>	<b>196,000</b>	<b>196,000</b>	<b>196,000</b>	<b>196,000</b>
<b>Excess of Revenues Over / (Under) Expenditures</b>			<b>(6,898)</b>	<b>(11,379)</b>	<b>(35,416)</b>	<b>(15,812)</b>	<b>(54,069)</b>	<b>(54,069)</b>	<b>(54,069)</b>	<b>(54,069)</b>
<b>Other Financing Sources / (Uses):</b>										
		<b>Other Financing Uses</b>								
	911	Transfers In	4,426	6,766	37,524	14,128	54,069	54,069	54,069	54,069
	921	Advance In	110,000	0	0	0	0	0	0	0
	922	Advance Out	(110,000)	0	0	0	0	0	0	0
	930	Refund of Prior Year Receipt	(452)	0	0	0	0	0	0	0
<b>Total Other Financing Sources / (Uses)</b>			<b>3,974</b>	<b>6,766</b>	<b>37,524</b>	<b>14,128</b>	<b>54,069</b>	<b>54,069</b>	<b>54,069</b>	<b>54,069</b>
<b>Net Change in Fund Balance</b>			<b>(2,924)</b>	<b>(4,613)</b>	<b>2,108</b>	<b>(1,684)</b>	<b>0</b>	<b>0</b>	<b>0</b>	<b>0</b>
<b>Cash Balance at Beginning of Fiscal Year</b>			<b>7,537</b>	<b>4,613</b>	<b>0</b>	<b>2,108</b>	<b>424</b>	<b>424</b>	<b>424</b>	<b>424</b>
<b>Cash Balance at End of Fiscal Year</b>			<b>4,613</b>	<b>0</b>	<b>2,108</b>	<b>424</b>	<b>424</b>	<b>424</b>	<b>424</b>	<b>424</b>
<b>Year End Encumbrances Appropriated</b>			<b>4,582</b>	<b>0</b>	<b>1,538</b>	<b>0</b>	<b>0</b>	<b>0</b>	<b>0</b>	<b>0</b>
<b>Unencumbered Fund Balance at End of Fiscal Year</b>			<b>\$31</b>	<b>\$0</b>	<b>\$570</b>	<b>\$424</b>	<b>\$424</b>	<b>\$424</b>	<b>\$424</b>	<b>\$424</b>

# SPECIAL ENTERPRISE FUND

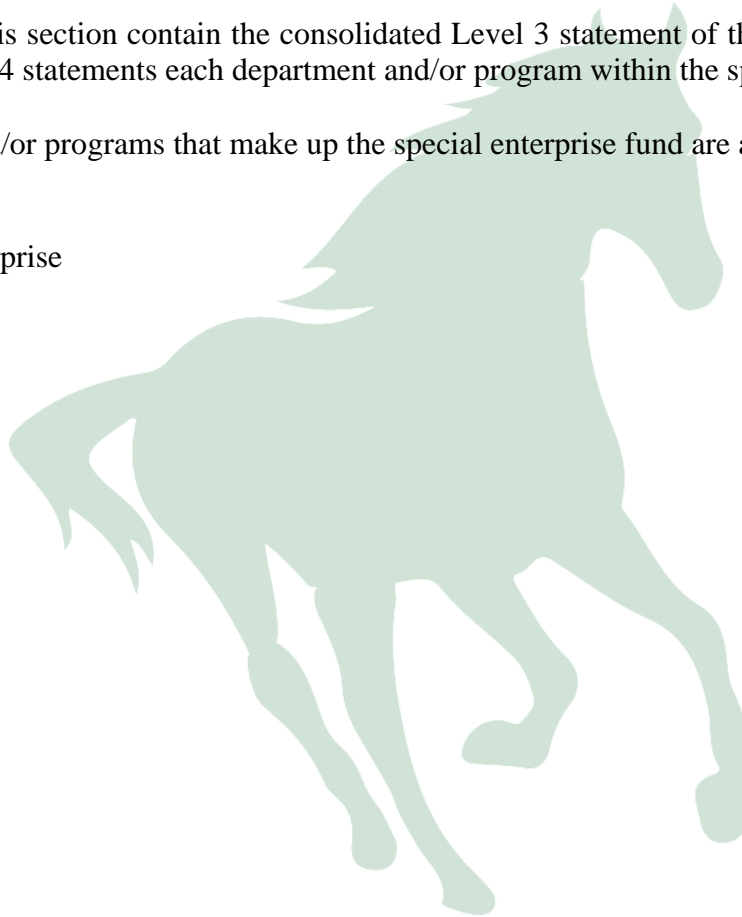
The budget statements contained in this section provide the detailed revenue and expenditures for the Special Enterprise Fund.

The special enterprise fund is used to report any activity for which a fee is charged to external users for goods or services. This fund can also account for any activity where debt is backed solely by fees and charges, there is a legal requirement to recover costs, or the school board has decided to recover cost. The School District has discontinued use of this fund in FY 2015.

The statements in this section contain the consolidated Level 3 statement of the special enterprise fund and the individual Level 4 statements each department and/or program within the special enterprise fund.

The departments and/or programs that make up the special enterprise fund are as follows:

- Special Enterprise



**STRONGSVILLE CITY SCHOOL DISTRICT**  
**CUYAHOGA COUNTY, OH**  
**STATEMENT OF REVENUES AND EXPENDITURES**  
**FY 2013 ACTUAL THROUGH PROJECTION TO FY 2020**  
**SPECIAL ENTERPRISE FUND - LEVEL 3 FINANCIAL**

Function	Description	Fiscal Year 2013 Actual	Fiscal Year 2014 Actual	Fiscal Year 2015 Actual	Fiscal Year 2016 Actual	Fiscal Year 2017 Budget	Fiscal Year 2018 Projection	Fiscal Year 2019 Projection	Fiscal Year 2020 Projection
<b>Revenues:</b>									
	<b>From Local Sources:</b>								
	Other Local Revenues	\$4,060	\$3,970	\$299	\$0	\$0	\$0	\$0	\$0
<b>Total Revenues</b>		<b>4,060</b>	<b>3,970</b>	<b>299</b>	<b>0</b>	<b>0</b>	<b>0</b>	<b>0</b>	<b>0</b>
	<b>Operation of Non-Instructional Services:</b>								
	Materials and Supplies	0	0	1,923	0	0	0	0	0
<b>Total Operational of Non-Instructional Services</b>		<b>0</b>	<b>0</b>	<b>1,923</b>	<b>0</b>	<b>0</b>	<b>0</b>	<b>0</b>	<b>0</b>
<b>Total Expenditures</b>		<b>0</b>	<b>0</b>	<b>1,923</b>	<b>0</b>	<b>0</b>	<b>0</b>	<b>0</b>	<b>0</b>
<b>Excess of Revenues Over / (Under) Expenditures</b>		<b>4,060</b>	<b>3,970</b>	<b>(1,624)</b>	<b>0</b>	<b>0</b>	<b>0</b>	<b>0</b>	<b>0</b>
	<b>Other Financing Sources / (Uses):</b>								
	Transfers Out	0	(52,307)	(47,582)	0	0	0	0	0
<b>Total Other Financing Sources / (Uses)</b>		<b>0</b>	<b>(52,307)</b>	<b>(47,582)</b>	<b>0</b>	<b>0</b>	<b>0</b>	<b>0</b>	<b>0</b>
<b>Net Change in Fund Balance</b>		<b>4,060</b>	<b>(48,337)</b>	<b>(49,206)</b>	<b>0</b>	<b>0</b>	<b>0</b>	<b>0</b>	<b>0</b>
	Cash Balance at Beginning of Fiscal Year	93,483	97,543	49,206	0	0	0	0	0
	Cash Balance at End of Fiscal Year	97,543	49,206	0	0	0	0	0	0
	Year End Encumbrances Appropriated	0	0	0	0	0	0	0	0
<b>Unencumbered Fund Balance at End of Fiscal Year</b>		<b>\$97,543</b>	<b>\$49,206</b>	<b>\$0</b>	<b>\$0</b>	<b>\$0</b>	<b>\$0</b>	<b>\$0</b>	<b>\$0</b>

**STRONGSVILLE CITY SCHOOL DISTRICT**

**CUYAHOGA COUNTY, OH**

**SPECIAL ENTERPRISE FUND - DEPARTMENTAL STATEMENT OF REVENUES AND EXPENDITURES (LEVEL 4 FINANCIALS)**

**FY 2013 ACTUAL THROUGH PROJECTION TO FY 2020**

**TOTAL SPECIAL ENTERPRISE FUND**

Function	Object	Description	Fiscal Year 2013 Actual	Fiscal Year 2014 Actual	Fiscal Year 2015 Actual	Fiscal Year 2016 Actual	Fiscal Year 2017 Budget	Fiscal Year 2018 Projection	Fiscal Year 2019 Projection	Fiscal Year 2020 Projection
<b>Revenues:</b>										
	<b>From Local Sources:</b>									
		Other Local Revenues	\$4,060	\$3,970	\$299	\$0	\$0	\$0	\$0	\$0
<b>Total Revenues</b>			<b>4,060</b>	<b>3,970</b>	<b>299</b>	<b>0</b>	<b>0</b>	<b>0</b>	<b>0</b>	<b>0</b>
<b>Operation of Non-Instructional Services:</b>										
	<b>Supplies and Materials</b>									
	559	Other Items for Resale	0	0	1,923	0	0	0	0	0
<b>Total Expenditures</b>			<b>0</b>	<b>0</b>	<b>1,923</b>	<b>0</b>	<b>0</b>	<b>0</b>	<b>0</b>	<b>0</b>
<b>Excess of Revenues Over / (Under) Expenditures</b>			<b>4,060</b>	<b>3,970</b>	<b>(1,624)</b>	<b>0</b>	<b>0</b>	<b>0</b>	<b>0</b>	<b>0</b>
<b>Other Financing Sources / (Uses):</b>										
	<b>Other Financing Uses</b>									
	910	Transfers Out	0	(52,307)	(47,582)	0	0	0	0	0
<b>Net Change in Fund Balance</b>			<b>4,060</b>	<b>(48,337)</b>	<b>(49,206)</b>	<b>0</b>	<b>0</b>	<b>0</b>	<b>0</b>	<b>0</b>
Cash Balance at Beginning of Fiscal Year			93,483	97,543	49,206	0	0	0	0	0
Cash Balance at End of Fiscal Year			97,543	49,206	0	0	0	0	0	0
Year End Encumbrances Appropriated			0	0	0	0	0	0	0	0
<b>Unencumbered Fund Balance at End of Fiscal Year</b>			<b>\$97,543</b>	<b>\$49,206</b>	<b>\$0</b>	<b>\$0</b>	<b>\$0</b>	<b>\$0</b>	<b>\$0</b>	<b>\$0</b>

# INTERNAL SERVICE ROTARY FUND

The budget statements contained in this section provide the detailed revenue and expenditures for the Internal Service Rotary Fund.

The internal service rotary fund is used to account for operations that provide goods and services on a cost reimbursement basis.

The statements in this section contain the consolidated Level 3 statement of the internal service rotary fund and the individual Level 4 statements each department and/or program within the internal service rotary fund.

The departments and/or programs that make up the internal service rotary fund are as follows:

- Summer School
- Facility Usage
- Webcheck – Human Resources
- Audio Visual
- Special Education Fund
- Field Trip Chapman Elementary
- Stockroom
- Field Trip Drake Elementary
- Field Trip Muraski Elementary
- Field Trip Kinsner Elementary
- Field Trip Surrarrer Elementary
- Field Trip Whitney Elementary
- Field Trip Strongsville Middle School
- Field Trip Center Middle School
- Field Trip Strongsville High School
- AP/ACT/SAT Testing
- Band Transportation Strongsville High School



**STRONGSVILLE CITY SCHOOL DISTRICT**  
**CUYAHOGA COUNTY, OH**  
**STATEMENT OF REVENUES AND EXPENDITURES**  
**FY 2013 ACTUAL THROUGH PROJECTION TO FY 2020**  
**INTERNAL SERVICE ROTARY FUND - LEVEL 3 FINANCIAL**

Function	Description	Fiscal Year 2013 Actual	Fiscal Year 2014 Actual	Fiscal Year 2015 Actual	Fiscal Year 2016 Actual	Fiscal Year 2017 Budget	Fiscal Year 2018 Projection	Fiscal Year 2019 Projection	Fiscal Year 2020 Projection
<b>Revenues:</b>									
	<b>From Local Sources:</b>								
	Tuition	\$23,710	\$12,300	\$15,525	\$23,704	\$16,000	\$16,000	\$16,000	\$16,000
	Extracurricular	65,927	70,746	82,717	101,389	131,246	131,246	131,246	131,246
	Other Local Revenues	68,984	78,932	73,997	52,393	53,750	53,750	53,750	53,750
<b>Total Revenues</b>		<b>158,621</b>	<b>161,978</b>	<b>172,239</b>	<b>177,486</b>	<b>200,996</b>	<b>200,996</b>	<b>200,996</b>	<b>200,996</b>
<b>Instruction:</b>									
	Salaries	0	20,467	5,593	11,286	21,522	19,000	19,000	19,000
	Fringe Benefits	0	1,962	863	1,742	3,325	2,936	2,936	2,936
	Purchase Services	90,512	60,214	72,078	86,203	100,850	100,850	100,850	100,850
	Materials and Supplies	0	0	0	0	4,300	4,300	4,300	4,300
	Other Objects	0	0	0	0	1,350	1,350	1,350	1,350
<b>Total Instruction</b>		<b>90,512</b>	<b>82,643</b>	<b>78,534</b>	<b>99,231</b>	<b>131,347</b>	<b>128,436</b>	<b>128,436</b>	<b>128,436</b>
<b>Support Services:</b>									
	Salaries	28	1,268	142	866	0	0	0	0
	Fringe Benefits	3	182	36	134	0	0	0	0
	Purchase Services	29,072	23,014	11,112	10,170	10,000	10,000	10,000	10,000
	Materials and Supplies	887	2,354	(691)	3,607	10,985	10,250	10,250	10,250
	Capital Outlay	58,879	61,957	46,766	61,483	45,000	45,000	45,000	45,000
<b>Total Support Services</b>		<b>88,869</b>	<b>88,775</b>	<b>57,365</b>	<b>76,260</b>	<b>65,985</b>	<b>65,250</b>	<b>65,250</b>	<b>65,250</b>
<b>Extracurricular Activities</b>									
	Other Objects	0	0	3,794	8,282	15,196	15,246	15,246	15,246
<b>Total Extracurricular Activities</b>		<b>0</b>	<b>0</b>	<b>3,794</b>	<b>8,282</b>	<b>15,196</b>	<b>15,246</b>	<b>15,246</b>	<b>15,246</b>
<b>Total Expenditures</b>		<b>179,381</b>	<b>171,418</b>	<b>139,693</b>	<b>183,773</b>	<b>212,528</b>	<b>208,932</b>	<b>208,932</b>	<b>208,932</b>
<b>Excess of Revenues Over / (Under) Expenditures</b>		<b>(20,760)</b>	<b>(9,440)</b>	<b>32,546</b>	<b>(6,287)</b>	<b>(11,532)</b>	<b>(7,936)</b>	<b>(7,936)</b>	<b>(7,936)</b>
<b>Other Financing Sources / (Uses):</b>									
	Transfers In	35,000	0	0	0	0	0	0	0
<b>Total Other Financing Sources / (Uses)</b>		<b>35,000</b>	<b>0</b>	<b>0</b>	<b>0</b>	<b>0</b>	<b>0</b>	<b>0</b>	<b>0</b>
<b>Net Change in Fund Balance</b>		<b>14,240</b>	<b>(9,440)</b>	<b>32,546</b>	<b>(6,287)</b>	<b>(11,532)</b>	<b>(7,936)</b>	<b>(7,936)</b>	<b>(7,936)</b>
	Cash Balance at Beginning of Fiscal Year	82,264	96,504	87,064	119,610	113,323	101,791	93,855	85,919
	Cash Balance at End of Fiscal Year	96,504	87,064	119,610	113,323	101,791	93,855	85,919	77,983
	Year End Encumbrances Appropriated	33,607	26,399	20,364	10,023	10,023	10,023	10,023	10,023
<b>Unencumbered Fund Balance at End of Fiscal Year</b>		<b>\$62,897</b>	<b>\$60,665</b>	<b>\$99,246</b>	<b>\$103,300</b>	<b>\$91,768</b>	<b>\$83,832</b>	<b>\$75,896</b>	<b>\$67,960</b>

**STRONGSVILLE CITY SCHOOL DISTRICT**  
**CUYAHOGA COUNTY, OH**  
 INTERNAL SERVICE ROTARY FUND - DEPARTMENTAL STATEMENT OF REVENUES AND EXPENDITURES (LEVEL 4 FINANCIALS)  
 FY 2013 ACTUAL THROUGH PROJECTION TO FY 2020  
 TOTAL INTERNAL SERVICE ROTARY FUND

Function	Object	Description	Fiscal Year 2013 Actual	Fiscal Year 2014 Actual	Fiscal Year 2015 Actual	Fiscal Year 2016 Actual	Fiscal Year 2017 Budget	Fiscal Year 2018 Projection	Fiscal Year 2019 Projection	Fiscal Year 2020 Projection
<b>Revenues:</b>										
		<b>From Local Sources:</b>								
		Tuition	\$23,710	\$12,300	\$15,525	\$23,704	\$16,000	\$16,000	\$16,000	\$16,000
		Extracurricular	65,927	70,746	82,717	101,389	131,246	131,246	131,246	131,246
		Other Local Revenues	68,984	78,932	73,997	52,393	53,750	53,750	53,750	53,750
<b>Total Revenues</b>			<b>158,621</b>	<b>161,978</b>	<b>172,239</b>	<b>177,486</b>	<b>200,996</b>	<b>200,996</b>	<b>200,996</b>	<b>200,996</b>
<b>Instruction:</b>										
		<b>Salaries:</b>								
		111 Regular Cert-Salary/Wages	0	20,467	5,593	11,286	21,522	19,000	19,000	19,000
		<b>Fringe Benefits</b>								
		211 STRS - Employer's Share	0	713	783	1,580	3,013	2,660	2,660	2,660
		212 STRS - "Pickup"	0	955	0	0	0	0	0	0
		249 Cert Other Insurance Benefit	0	294	80	162	312	276	276	276
		<b>Total Fringe Benefits</b>	<b>0</b>	<b>1,962</b>	<b>863</b>	<b>1,742</b>	<b>3,325</b>	<b>2,936</b>	<b>2,936</b>	<b>2,936</b>
		<b>Purchase Services</b>								
		490 Other Purchased Services	90,512	60,214	72,078	86,203	100,850	100,850	100,850	100,850
		<b>Supplies and Materials</b>								
		510 General Supplies	0	0	0	0	1,000	1,000	1,000	1,000
		560 Food	0	0	0	0	500	500	500	500
		590 Other Supplies and Materials	0	0	0	0	2,800	2,800	2,800	2,800
		<b>Total Materials and Supplies</b>	<b>0</b>	<b>0</b>	<b>0</b>	<b>0</b>	<b>4,300</b>	<b>4,300</b>	<b>4,300</b>	<b>4,300</b>
		<b>Other Objects</b>								
		890 Other Misc. Expenditures	0	0	0	0	1,250	1,250	1,250	1,250
		890 Other Expenditures	0	0	0	0	100	100	100	100
		<b>Total Other Objects</b>	<b>0</b>	<b>0</b>	<b>0</b>	<b>0</b>	<b>1,350</b>	<b>1,350</b>	<b>1,350</b>	<b>1,350</b>
<b>Total Instruction</b>			<b>90,512</b>	<b>82,643</b>	<b>78,534</b>	<b>99,231</b>	<b>131,347</b>	<b>128,436</b>	<b>128,436</b>	<b>128,436</b>
<b>Support Services:</b>										
		<b>Salaries:</b>								
		141 Noncert Regular Sal/Wages	28	1,268	142	866	0	0	0	0
		<b>Fringe Benefits</b>								
		221 SERS - Employer's Share	0	43	20	122	0	0	0	0
		222 SERS - "Pickup"	3	124	14	0	0	0	0	0
		259 Noncert Other Insurance Benefit	0	15	2	12	0	0	0	0
		<b>Total Fringe Benefits</b>	<b>3</b>	<b>182</b>	<b>36</b>	<b>134</b>	<b>0</b>	<b>0</b>	<b>0</b>	<b>0</b>
		<b>Purchase Services</b>								
		490 Other Purchased Services	29,072	23,014	11,112	10,170	10,000	10,000	10,000	10,000
		<b>Supplies and Materials</b>								
		590 Other Supplies and Materials	887	2,354	(691)	3,607	10,985	10,250	10,250	10,250
		<b>Capital Outlay</b>								
		620 Building Improvements	58,879	61,957	46,766	61,483	45,000	45,000	45,000	45,000
<b>Total Support Services</b>			<b>88,869</b>	<b>88,775</b>	<b>57,365</b>	<b>76,260</b>	<b>65,985</b>	<b>65,250</b>	<b>65,250</b>	<b>65,250</b>
<b>Extracurricular Activities</b>										
		<b>Other Objects</b>								
		890 Other Misc. Expenditures	0	0	180	180	250	250	250	250
		891 Student Activity Payments	0	0	3,614	8,102	14,946	14,996	14,996	14,996
		<b>Total Other Objects</b>	<b>0</b>	<b>0</b>	<b>3,794</b>	<b>8,282</b>	<b>15,196</b>	<b>15,246</b>	<b>15,246</b>	<b>15,246</b>
<b>Total Extracurricular Activities</b>			<b>0</b>	<b>0</b>	<b>3,794</b>	<b>8,282</b>	<b>15,196</b>	<b>15,246</b>	<b>15,246</b>	<b>15,246</b>
<b>Total Expenditures</b>			<b>179,381</b>	<b>171,418</b>	<b>139,693</b>	<b>183,773</b>	<b>212,528</b>	<b>208,932</b>	<b>208,932</b>	<b>208,932</b>
<b>Excess of Revenues Over / (Under) Expenditures</b>			<b>(20,760)</b>	<b>(9,440)</b>	<b>32,546</b>	<b>(6,287)</b>	<b>(11,532)</b>	<b>(7,936)</b>	<b>(7,936)</b>	<b>(7,936)</b>
<b>Other Financing Sources / (Uses):</b>										
		<b>Other Financing Uses</b>								
		911 Transfers In	35,000	0	0	0	0	0	0	0
<b>Net Change in Fund Balance</b>			<b>14,240</b>	<b>(9,440)</b>	<b>32,546</b>	<b>(6,287)</b>	<b>(11,532)</b>	<b>(7,936)</b>	<b>(7,936)</b>	<b>(7,936)</b>
<b>Cash Balance at Beginning of Fiscal Year</b>			<b>82,264</b>	<b>96,504</b>	<b>87,064</b>	<b>119,610</b>	<b>113,323</b>	<b>101,791</b>	<b>93,856</b>	<b>85,920</b>
<b>Cash Balance at End of Fiscal Year</b>			<b>96,504</b>	<b>87,064</b>	<b>119,610</b>	<b>113,323</b>	<b>101,791</b>	<b>93,856</b>	<b>85,920</b>	<b>77,985</b>
<b>Year End Encumbrances Appropriated</b>			<b>33,607</b>	<b>26,399</b>	<b>20,364</b>	<b>10,023</b>	<b>10,023</b>	<b>10,023</b>	<b>10,023</b>	<b>10,023</b>
<b>Unencumbered Fund Balance at End of Fiscal Year</b>			<b>\$62,897</b>	<b>\$60,665</b>	<b>\$99,246</b>	<b>\$103,300</b>	<b>\$91,768</b>	<b>\$83,833</b>	<b>\$75,897</b>	<b>\$67,962</b>

**STRONGSVILLE CITY SCHOOL DISTRICT**

**CUYAHOGA COUNTY, OH**

**INTERNAL SERVICE ROTARY FUND - DEPARTMENTAL STATEMENT OF REVENUES AND EXPENDITURES (LEVEL 4 FINANCIALS)**

**FY 2013 ACTUAL THROUGH PROJECTION TO FY 2020**

**INTERNAL SERVICE ROTARY FUND BUDGET CENTER: SUMMER SCHOOL - 9001**

Function	Object	Description	Fiscal Year 2013 Actual	Fiscal Year 2014 Actual	Fiscal Year 2015 Actual	Fiscal Year 2016 Actual	Fiscal Year 2017 Budget	Fiscal Year 2018 Projection	Fiscal Year 2019 Projection	Fiscal Year 2020 Projection
<b>Revenues:</b>										
		<b>From Local Sources:</b>								
		Tuition	\$23,710	\$12,300	\$15,525	\$23,704	\$16,000	\$16,000	\$16,000	\$16,000
		Extracurricular	0	0	0	0	1,000	1,000	1,000	1,000
<b>Total Revenues</b>			<b>23,710</b>	<b>12,300</b>	<b>15,525</b>	<b>23,704</b>	<b>17,000</b>	<b>17,000</b>	<b>17,000</b>	<b>17,000</b>
<b>Instruction:</b>										
		<b>Salaries:</b>								
		111 Regular Cert-Salary/Wages	0	20,467	5,593	11,286	21,522	19,000	19,000	19,000
		<b>Fringe Benefits</b>								
		211 STRS - Employer's Share	0	713	783	1,580	3,013	2,660	2,660	2,660
		212 STRS - "Pickup"	0	955	0	0	0	0	0	0
		249 Cert Other Insurance Benefit	0	294	80	162	312	276	276	276
		<b>Total Fringe Benefits</b>	<b>0</b>	<b>1,962</b>	<b>863</b>	<b>1,742</b>	<b>3,325</b>	<b>2,936</b>	<b>2,936</b>	<b>2,936</b>
		<b>Supplies and Materials</b>								
		510 General Supplies	0	0	0	0	500	500	500	500
		<b>Other Objects</b>								
		890 Other Misc. Expenditures	0	0	0	0	1,000	1,000	1,000	1,000
<b>Total Instruction</b>			<b>0</b>	<b>22,429</b>	<b>6,456</b>	<b>13,028</b>	<b>26,347</b>	<b>23,436</b>	<b>23,436</b>	<b>23,436</b>
<b>Support Services:</b>										
		<b>Salaries:</b>								
		141 Noncert Regular Sal/Wages	28	1,268	142	866	0	0	0	0
		<b>Fringe Benefits</b>								
		221 SERS - Employer's Share	0	43	20	122	0	0	0	0
		222 SERS - "Pickup"	3	124	14	0	0	0	0	0
		259 Noncert Other Insurance Benefit	0	15	2	12	0	0	0	0
		<b>Total Fringe Benefits</b>	<b>3</b>	<b>182</b>	<b>36</b>	<b>134</b>	<b>0</b>	<b>0</b>	<b>0</b>	<b>0</b>
<b>Total Support Services</b>			<b>31</b>	<b>1,450</b>	<b>178</b>	<b>1,000</b>	<b>0</b>	<b>0</b>	<b>0</b>	<b>0</b>
<b>Total Expenditures</b>			<b>31</b>	<b>23,879</b>	<b>6,634</b>	<b>14,028</b>	<b>26,347</b>	<b>23,436</b>	<b>23,436</b>	<b>23,436</b>
<b>Net Change in Fund Balance</b>			<b>23,679</b>	<b>(11,579)</b>	<b>8,891</b>	<b>9,676</b>	<b>(9,347)</b>	<b>(6,436)</b>	<b>(6,436)</b>	<b>(6,436)</b>
		Cash Balance at Beginning of Fiscal Year	0	23,679	12,100	20,991	30,667	21,320	14,885	8,449
		Cash Balance at End of Fiscal Year	23,679	12,100	20,991	30,667	21,320	14,885	8,449	2,014
		Year End Encumbrances Appropriated	0	0	0	465	465	465	465	465
<b>Unencumbered Fund Balance at End of Fiscal Year</b>			<b>\$23,679</b>	<b>\$12,100</b>	<b>\$20,991</b>	<b>\$30,202</b>	<b>\$20,855</b>	<b>\$14,420</b>	<b>\$7,984</b>	<b>\$1,549</b>

**STRONGSVILLE CITY SCHOOL DISTRICT**

**CUYAHOGA COUNTY, OH**

**INTERNAL SERVICE ROTARY FUND - DEPARTMENTAL STATEMENT OF REVENUES AND EXPENDITURES (LEVEL 4 FINANCIALS)**

**FY 2013 ACTUAL THROUGH PROJECTION TO FY 2020**

**INTERNAL SERVICE ROTARY FUND BUDGET CENTER- FACILITY USAGE FUND - 9002**

Function	Object	Description	Fiscal Year 2013 Actual	Fiscal Year 2014 Actual	Fiscal Year 2015 Actual	Fiscal Year 2016 Actual	Fiscal Year 2017 Budget	Fiscal Year 2018 Projection	Fiscal Year 2019 Projection	Fiscal Year 2020 Projection
<b>Revenues:</b>										
	<b>From Local Sources:</b>									
		Other Local Revenues	60,706	65,528	62,547	42,286	44,500	44,500	44,500	44,500
<b>Total Revenues</b>			<b>60,706</b>	<b>65,528</b>	<b>62,547</b>	<b>42,286</b>	<b>44,500</b>	<b>44,500</b>	<b>44,500</b>	<b>44,500</b>
<b>Support Services:</b>										
	<b>Capital Outlay</b>									
	620	Building Improvements	58,879	61,957	46,766	61,483	45,000	45,000	45,000	45,000
<b>Total Expenditures</b>			<b>58,879</b>	<b>61,957</b>	<b>46,766</b>	<b>61,483</b>	<b>45,000</b>	<b>45,000</b>	<b>45,000</b>	<b>45,000</b>
<b>Net Change in Fund Balance</b>			<b>1,827</b>	<b>3,571</b>	<b>15,781</b>	<b>(19,197)</b>	<b>(500)</b>	<b>(500)</b>	<b>(500)</b>	<b>(500)</b>
<b>Cash Balance at Beginning of Fiscal Year</b>			44,645	46,472	50,043	65,824	46,627	46,127	45,627	45,127
<b>Cash Balance at End of Fiscal Year</b>			46,472	50,043	65,824	46,627	46,127	45,627	45,127	44,627
<b>Year End Encumbrances Appropriated</b>			18,418	17,022	5,186	8,694	8,694	8,694	8,694	8,694
<b>Unencumbered Fund Balance at End of Fiscal Year</b>			<b>\$28,054</b>	<b>\$33,021</b>	<b>\$60,638</b>	<b>\$37,933</b>	<b>\$37,433</b>	<b>\$36,933</b>	<b>\$36,433</b>	<b>\$35,933</b>

**STRONGSVILLE CITY SCHOOL DISTRICT**

*CUYAHOGA COUNTY, OH*

*INTERNAL SERVICE ROTARY FUND - DEPARTMENTAL STATEMENT OF REVENUES AND EXPENDITURES (LEVEL 4 FINANCIALS)*

*FY 2013 ACTUAL THROUGH PROJECTION TO FY 2020*

*INTERNAL SERVICE ROTARY FUND BUDGET CENTER: WEBCHECK - HUMAN RESOURCES - 9005*

Function	Object	Description	Fiscal Year 2013 Actual	Fiscal Year 2014 Actual	Fiscal Year 2015 Actual	Fiscal Year 2016 Actual	Fiscal Year 2017 Budget	Fiscal Year 2018 Projection	Fiscal Year 2019 Projection	Fiscal Year 2020 Projection
<b>Revenues:</b>										
		<b>From Local Sources:</b>								
		Other Local Revenues	\$7,968	\$13,154	\$11,190	\$10,047	\$9,000	\$9,000	\$9,000	\$9,000
<b>Total Revenues</b>			<b>7,968</b>	<b>13,154</b>	<b>11,190</b>	<b>10,047</b>	<b>9,000</b>	<b>9,000</b>	<b>9,000</b>	<b>9,000</b>
<b>Total Insutruction</b>			<b>0</b>	<b>0</b>	<b>0</b>	<b>0</b>	<b>0</b>	<b>0</b>	<b>0</b>	<b>0</b>
<b>Support Services:</b>										
		<b>Purchase Services</b>								
	490	Other Purchased Services	29,072	23,014	11,112	10,170	10,000	10,000	10,000	10,000
<b>Total Expenditures</b>			<b>29,072</b>	<b>23,014</b>	<b>11,112</b>	<b>10,170</b>	<b>10,000</b>	<b>10,000</b>	<b>10,000</b>	<b>10,000</b>
<b>Excess of Revenues Over / (Under) Ependitures</b>			<b>(21,104)</b>	<b>(9,860)</b>	<b>78</b>	<b>(123)</b>	<b>(1,000)</b>	<b>(1,000)</b>	<b>(1,000)</b>	<b>(1,000)</b>
<b>Other Financing Sources / (Uses):</b>										
		<b>Other Financing Uses</b>								
	911	Transfers In	35,000	0	0	0	0	0	0	0
<b>Net Change in Fund Balance</b>			<b>13,896</b>	<b>(9,860)</b>	<b>78</b>	<b>(123)</b>	<b>(1,000)</b>	<b>(1,000)</b>	<b>(1,000)</b>	<b>(1,000)</b>
Cash Balance at Beginning of Fiscal Year			3,900	17,796	7,936	8,014	7,891	6,891	5,891	4,891
Cash Balance at End of Fiscal Year			17,796	7,936	8,014	7,891	6,891	5,891	4,891	3,891
Year End Encumbrances Appropriated			11,964	3,520	10,172	830	830	830	830	830
<b>Unencumbered Fund Balance at End of Fiscal Year</b>			<b>\$5,832</b>	<b>\$4,416</b>	<b>(\$2,158)</b>	<b>\$7,061</b>	<b>\$6,061</b>	<b>\$5,061</b>	<b>\$4,061</b>	<b>\$3,061</b>

**STRONGSVILLE CITY SCHOOL DISTRICT**

**CUYAHOGA COUNTY, OH**

**INTERNAL SERVICE ROTARY FUND - DEPARTMENTAL STATEMENT OF REVENUES AND EXPENDITURES (LEVEL 4 FINANCIALS)**

**FY 2013 ACTUAL THROUGH PROJECTION TO FY 2020**

**INTERNAL SERVICE ROTARY FUND BUDGET CENTER: AUDIO VISUAL FUNDS - 9006**

Function	Object	Description	Fiscal Year 2013 Actual	Fiscal Year 2014 Actual	Fiscal Year 2015 Actual	Fiscal Year 2016 Actual	Fiscal Year 2017 Budget	Fiscal Year 2018 Projection	Fiscal Year 2019 Projection	Fiscal Year 2020 Projection
<b>Revenues:</b>										
		<b>From Local Sources:</b>								
		Other Local Revenues	\$310	\$250	\$260	\$60	\$250	\$250	\$250	\$250
<b>Total Revenues</b>			<b>310</b>	<b>250</b>	<b>260</b>	<b>60</b>	<b>250</b>	<b>250</b>	<b>250</b>	<b>250</b>
<b>Support Services:</b>										
		<b>Supplies and Materials</b>								
	590	Other Supplies and Materials	0	1,218	0	0	985	250	250	250
<b>Total Expenditures</b>			<b>0</b>	<b>1,218</b>	<b>0</b>	<b>0</b>	<b>985</b>	<b>250</b>	<b>250</b>	<b>250</b>
<b>Net Change in Fund Balance</b>			<b>310</b>	<b>(968)</b>	<b>260</b>	<b>60</b>	<b>(735)</b>	<b>0</b>	<b>0</b>	<b>0</b>
<b>Cash Balance at Beginning of Fiscal Year</b>			1,073	1,383	415	675	735	0	0	0
<b>Cash Balance at End of Fiscal Year</b>			1,383	415	675	735	0	0	0	0
<b>Year End Encumbrances Appropriated</b>			0	0	0	0	0	0	0	0
<b>Unencumbered Fund Balance at End of Fiscal Year</b>			<b>\$1,383</b>	<b>\$415</b>	<b>\$675</b>	<b>\$735</b>	<b>\$0</b>	<b>\$0</b>	<b>\$0</b>	<b>\$0</b>

**STRONGSVILLE CITY SCHOOL DISTRICT**

**CUYAHOGA COUNTY, OH**

**INTERNAL SERVICE ROTARY FUND - DEPARTMENTAL STATEMENT OF REVENUES AND EXPENDITURES (LEVEL 4 FINANCIALS)**

**FY 2013 ACTUAL THROUGH PROJECTION TO FY 2020**

**INTERNAL SERVICE ROTARY FUND BUDGET CENTER: SPECIAL EDUCATION FUND - 9010**

Function	Object	Description	Fiscal Year 2013 Actual	Fiscal Year 2014 Actual	Fiscal Year 2015 Actual	Fiscal Year 2016 Actual	Fiscal Year 2017 Budget	Fiscal Year 2018 Projection	Fiscal Year 2019 Projection	Fiscal Year 2020 Projection
<b>Revenues:</b>										
	<b>From Local Sources:</b>									
		Other Local Revenues	\$0	\$0	\$0	\$0	\$0	\$0	\$0	\$0
<b>Total Revenues</b>			<b>0</b>	<b>0</b>	<b>0</b>	<b>0</b>	<b>0</b>	<b>0</b>	<b>0</b>	<b>0</b>
<b>Support Services:</b>										
	<b>Supplies and Materials</b>									
	590	Other Supplies and Materials	0	0	0	0	0	0	0	0
<b>Total Expenditures</b>			<b>0</b>	<b>0</b>	<b>0</b>	<b>0</b>	<b>0</b>	<b>0</b>	<b>0</b>	<b>0</b>
<b>Net Change in Fund Balance</b>			<b>0</b>	<b>0</b>	<b>0</b>	<b>0</b>	<b>0</b>	<b>0</b>	<b>0</b>	<b>0</b>
<b>Cash Balance at Beginning of Fiscal Year</b>			23	23	23	23	23	23	23	23
<b>Cash Balance at End of Fiscal Year</b>			23	23	23	23	23	23	23	23
<b>Year End Encumbrances Appropriated</b>			0	0	0	0	0	0	0	0
<b>Unencumbered Fund Balance at End of Fiscal Year</b>			<b>\$23</b>	<b>\$23</b>	<b>\$23</b>	<b>\$23</b>	<b>\$23</b>	<b>\$23</b>	<b>\$23</b>	<b>\$23</b>

**STRONGSVILLE CITY SCHOOL DISTRICT**

*CUYAHOGA COUNTY, OH*

*INTERNAL SERVICE ROTARY FUND - DEPARTMENTAL STATEMENT OF REVENUES AND EXPENDITURES (LEVEL 4 FINANCIALS)*

*FY 2013 ACTUAL THROUGH PROJECTION TO FY 2020*

*INTERNAL SERVICE ROTARY FUND BUDGET CENTER: FIELD TRIP FUND CHAPMAN ELEMENTARY - 9110*

Function	Object	Description	Fiscal Year 2013 Actual	Fiscal Year 2014 Actual	Fiscal Year 2015 Actual	Fiscal Year 2016 Actual	Fiscal Year 2017 Budget	Fiscal Year 2018 Projection	Fiscal Year 2019 Projection	Fiscal Year 2020 Projection
<b>Revenues:</b>										
		<b>From Local Sources:</b>								
		Extracurricular	\$0	\$0	\$177	\$174	\$250	\$250	\$250	\$250
<b>Total Revenues</b>			<b>0</b>	<b>0</b>	<b>177</b>	<b>174</b>	<b>250</b>	<b>250</b>	<b>250</b>	<b>250</b>
<i>Extracurricular Activities</i>										
		<i>Other Objects</i>								
	890	Other Misc. Expenditures	0	0	180	180	250	250	250	250
<b>Total Expenditures</b>			<b>0</b>	<b>0</b>	<b>180</b>	<b>180</b>	<b>250</b>	<b>250</b>	<b>250</b>	<b>250</b>
<b>Net Change in Fund Balance</b>			<b>0</b>	<b>0</b>	<b>(3)</b>	<b>(6)</b>	<b>0</b>	<b>0</b>	<b>0</b>	<b>0</b>
Cash Balance at Beginning of Fiscal Year			0	0	0	(3)	(9)	(9)	(9)	(9)
Cash Balance at End of Fiscal Year			0	0	(3)	(9)	(9)	(9)	(9)	(9)
Year End Encumbrances Appropriated			0	0	0	0	0	0	0	0
<b>Unencumbered Fund Balance at End of Fiscal Year</b>			<b>\$0</b>	<b>\$0</b>	<b>(\$3)</b>	<b>(\$9)</b>	<b>(\$9)</b>	<b>(\$9)</b>	<b>(\$9)</b>	<b>(\$9)</b>



**STRONGSVILLE CITY SCHOOL DISTRICT**

*CUYAHOGA COUNTY, OH*

*INTERNAL SERVICE ROTARY FUND - DEPARTMENTAL STATEMENT OF REVENUES AND EXPENDITURES (LEVEL 4 FINANCIALS)*

*FY 2013 ACTUAL THROUGH PROJECTION TO FY 2020*

*INTERNAL SERVICE ROTARY FUND BUDGET CENTER: STOCKROOM - 9150*

Function	Object	Description	Fiscal Year 2013 Actual	Fiscal Year 2014 Actual	Fiscal Year 2015 Actual	Fiscal Year 2016 Actual	Fiscal Year 2017 Budget	Fiscal Year 2018 Projection	Fiscal Year 2019 Projection	Fiscal Year 2020 Projection
<b>Revenues:</b>										
		<b>From Local Sources:</b>								
		Extracurricular	\$0	\$0	\$0	\$0	\$10,000	\$10,000	\$10,000	\$10,000
<b>Total Revenues</b>			<b>0</b>	<b>0</b>	<b>0</b>	<b>0</b>	<b>10,000</b>	<b>10,000</b>	<b>10,000</b>	<b>10,000</b>
<b>Support Services:</b>										
		<b>Supplies and Materials</b>								
		590 Other Supplies and Materials	887	1,136	(691)	3,607	10,000	10,000	10,000	10,000
<b>Total Expenditures</b>			<b>887</b>	<b>1,136</b>	<b>(691)</b>	<b>3,607</b>	<b>10,000</b>	<b>10,000</b>	<b>10,000</b>	<b>10,000</b>
<b>Net Change in Fund Balance</b>			<b>(887)</b>	<b>(1,136)</b>	<b>691</b>	<b>(3,607)</b>	<b>0</b>	<b>0</b>	<b>0</b>	<b>0</b>
Cash Balance at Beginning of Fiscal Year			7,943	7,056	5,920	6,611	3,004	3,004	3,004	3,004
Cash Balance at End of Fiscal Year			7,056	5,920	6,611	3,004	3,004	3,004	3,004	3,004
Year End Encumbrances Appropriated			3,225	5,857	5,006	34	34	34	34	34
<b>Unencumbered Fund Balance at End of Fiscal Year</b>			<b>\$3,831</b>	<b>\$63</b>	<b>\$1,605</b>	<b>\$2,970</b>	<b>\$2,970</b>	<b>\$2,970</b>	<b>\$2,970</b>	<b>\$2,970</b>

**STRONGSVILLE CITY SCHOOL DISTRICT**

*CUYAHOGA COUNTY, OH*

*INTERNAL SERVICE ROTARY FUND - DEPARTMENTAL STATEMENT OF REVENUES AND EXPENDITURES (LEVEL 4 FINANCIALS)*

*FY 2013 ACTUAL THROUGH PROJECTION TO FY 2020*

*INTERNAL SERVICE ROTARY FUND BUDGET CENTER: FIELD TRIP FUND DRAKE ELEMENTARY - 9200*

Function	Object	Description	Fiscal Year 2013 Actual	Fiscal Year 2014 Actual	Fiscal Year 2015 Actual	Fiscal Year 2016 Actual	Fiscal Year 2017 Budget	Fiscal Year 2018 Projection	Fiscal Year 2019 Projection	Fiscal Year 2020 Projection
<b>Revenues:</b>										
	From Local Sources:									
	Extracurricular		\$0	\$0	\$222	\$135	\$0	\$0	\$0	\$0
<b>Total Revenues</b>			<b>0</b>	<b>0</b>	<b>222</b>	<b>135</b>	<b>0</b>	<b>0</b>	<b>0</b>	<b>0</b>
<i>Extracurricular Activities</i>										
	Other Objects									
	891	Student Activity Payments	0	0	222	135	0	0	0	0
<b>Total Expenditures</b>			<b>0</b>	<b>0</b>	<b>222</b>	<b>135</b>	<b>0</b>	<b>0</b>	<b>0</b>	<b>0</b>
<b>Net Change in Fund Balance</b>			<b>0</b>	<b>0</b>	<b>0</b>	<b>0</b>	<b>0</b>	<b>0</b>	<b>0</b>	<b>0</b>
Cash Balance at Beginning of Fiscal Year			0	0	0	0	0	0	0	0
Cash Balance at End of Fiscal Year			0	0	0	0	0	0	0	0
Year End Encumbrances Appropriated			0	0	0	0	0	0	0	0
<b>Unencumbered Fund Balance at End of Fiscal Year</b>			<b>\$0</b>	<b>\$0</b>	<b>\$0</b>	<b>\$0</b>	<b>\$0</b>	<b>\$0</b>	<b>\$0</b>	<b>\$0</b>

**STRONGSVILLE CITY SCHOOL DISTRICT**

*CUYAHOGA COUNTY, OH*

*INTERNAL SERVICE ROTARY FUND - DEPARTMENTAL STATEMENT OF REVENUES AND EXPENDITURES (LEVEL 4 FINANCIALS)*

*FY 2013 ACTUAL THROUGH PROJECTION TO FY 2020*

*INTERNAL SERVICE ROTARY FUND BUDGET CENTER: FIELD TRIP FUND MURASKI ELEMENTARY - 9210*

Function	Object	Description	Fiscal Year 2013 Actual	Fiscal Year 2014 Actual	Fiscal Year 2015 Actual	Fiscal Year 2016 Actual	Fiscal Year 2017 Budget	Fiscal Year 2018 Projection	Fiscal Year 2019 Projection	Fiscal Year 2020 Projection
<b>Revenues:</b>										
		<b>From Local Sources:</b>								
		Extracurricular	\$0	\$0	\$195	\$183	\$250	\$250	\$250	\$250
<b>Total Revenues</b>			<b>0</b>	<b>0</b>	<b>195</b>	<b>183</b>	<b>250</b>	<b>250</b>	<b>250</b>	<b>250</b>
<i>Extracurricular Activities</i>										
		<i>Other Objects</i>								
	891	Student Activity Payments	0	0	195	183	250	250	250	250
<b>Total Expenditures</b>			<b>0</b>	<b>0</b>	<b>195</b>	<b>183</b>	<b>250</b>	<b>250</b>	<b>250</b>	<b>250</b>
<b>Net Change in Fund Balance</b>			<b>0</b>	<b>0</b>	<b>0</b>	<b>0</b>	<b>0</b>	<b>0</b>	<b>0</b>	<b>0</b>
Cash Balance at Beginning of Fiscal Year			0	0	0	0	0	0	0	0
Cash Balance at End of Fiscal Year			0	0	0	0	0	0	0	0
Year End Encumbrances Appropriated			0	0	0	0	0	0	0	0
<b>Unencumbered Fund Balance at End of Fiscal Year</b>			<b>\$0</b>	<b>\$0</b>	<b>\$0</b>	<b>\$0</b>	<b>\$0</b>	<b>\$0</b>	<b>\$0</b>	<b>\$0</b>

**STRONGSVILLE CITY SCHOOL DISTRICT**

*CUYAHOGA COUNTY, OH*

*INTERNAL SERVICE ROTARY FUND - DEPARTMENTAL STATEMENT OF REVENUES AND EXPENDITURES (LEVEL 4 FINANCIALS)*

*FY 2013 ACTUAL THROUGH PROJECTION TO FY 2020*

*INTERNAL SERVICE ROTARY FUND BUDGET CENTER: FIELD TRIP FUND KINSNER ELEMENTARY - 9220*

Function	Object	Description	Fiscal Year 2013 Actual	Fiscal Year 2014 Actual	Fiscal Year 2015 Actual	Fiscal Year 2016 Actual	Fiscal Year 2017 Budget	Fiscal Year 2018 Projection	Fiscal Year 2019 Projection	Fiscal Year 2020 Projection
<b>Revenues:</b>										
		<b>From Local Sources:</b>								
		Extracurricular	\$0	\$0	\$192	\$225	\$250	\$250	\$250	\$250
<b>Total Revenues</b>			<b>0</b>	<b>0</b>	<b>192</b>	<b>225</b>	<b>250</b>	<b>250</b>	<b>250</b>	<b>250</b>
<i>Extracurricular Activities</i>										
		<i>Other Objects</i>								
	891	Student Activity Payments	0	0	192	225	250	250	250	250
<b>Total Expenditures</b>			<b>0</b>	<b>0</b>	<b>192</b>	<b>225</b>	<b>250</b>	<b>250</b>	<b>250</b>	<b>250</b>
<b>Net Change in Fund Balance</b>			<b>0</b>	<b>0</b>	<b>0</b>	<b>0</b>	<b>0</b>	<b>0</b>	<b>0</b>	<b>0</b>
Cash Balance at Beginning of Fiscal Year			0	0	0	0	0	0	0	0
Cash Balance at End of Fiscal Year			0	0	0	0	0	0	0	0
Year End Encumbrances Appropriated			0	0	0	0	0	0	0	0
<b>Unencumbered Fund Balance at End of Fiscal Year</b>			<b>\$0</b>	<b>\$0</b>	<b>\$0</b>	<b>\$0</b>	<b>\$0</b>	<b>\$0</b>	<b>\$0</b>	<b>\$0</b>

**STRONGSVILLE CITY SCHOOL DISTRICT**

*CUYAHOGA COUNTY, OH*

*INTERNAL SERVICE ROTARY FUND - DEPARTMENTAL STATEMENT OF REVENUES AND EXPENDITURES (LEVEL 4 FINANCIALS)*

*FY 2013 ACTUAL THROUGH PROJECTION TO FY 2020*

*INTERNAL SERVICE ROTARY FUND BUDGET CENTER: FIELD TRIP FUND SURRERRER ELEMENTARY - 9300*

Function	Object	Description	Fiscal Year 2013 Actual	Fiscal Year 2014 Actual	Fiscal Year 2015 Actual	Fiscal Year 2016 Actual	Fiscal Year 2017 Budget	Fiscal Year 2018 Projection	Fiscal Year 2019 Projection	Fiscal Year 2020 Projection
<b>Revenues:</b>										
		<b>From Local Sources:</b>								
		Extracurricular	\$0	\$0	\$111	\$135	\$250	\$250	\$250	\$250
<b>Total Revenues</b>			<b>0</b>	<b>0</b>	<b>111</b>	<b>135</b>	<b>250</b>	<b>250</b>	<b>250</b>	<b>250</b>
<i>Extracurricular Activities</i>										
		<i>Other Objects</i>								
	891	Student Activity Payments	0	0	111	132	250	250	250	250
<b>Total Expenditures</b>			<b>0</b>	<b>0</b>	<b>111</b>	<b>132</b>	<b>250</b>	<b>250</b>	<b>250</b>	<b>250</b>
<b>Net Change in Fund Balance</b>			<b>0</b>	<b>0</b>	<b>0</b>	<b>3</b>	<b>0</b>	<b>0</b>	<b>0</b>	<b>0</b>
Cash Balance at Beginning of Fiscal Year			0	0	0	0	3	3	3	3
Cash Balance at End of Fiscal Year			0	0	0	3	3	3	3	3
Year End Encumbrances Appropriated			0	0	0	0	0	0	0	0
<b>Unencumbered Fund Balance at End of Fiscal Year</b>			<b>\$0</b>	<b>\$0</b>	<b>\$0</b>	<b>\$3</b>	<b>\$3</b>	<b>\$3</b>	<b>\$3</b>	<b>\$3</b>

**STRONGSVILLE CITY SCHOOL DISTRICT**

*CUYAHOGA COUNTY, OH*

*INTERNAL SERVICE ROTARY FUND - DEPARTMENTAL STATEMENT OF REVENUES AND EXPENDITURES (LEVEL 4 FINANCIALS)*

*FY 2013 ACTUAL THROUGH PROJECTION TO FY 2020*

*INTERNAL SERVICE ROTARY FUND BUDGET CENTER: FIELD TRIP FUND WHITNEY ELEMENTARY - 9310*

Function	Object	Description	Fiscal Year 2013 Actual	Fiscal Year 2014 Actual	Fiscal Year 2015 Actual	Fiscal Year 2016 Actual	Fiscal Year 2017 Budget	Fiscal Year 2018 Projection	Fiscal Year 2019 Projection	Fiscal Year 2020 Projection
<b>Revenues:</b>										
		<b>From Local Sources:</b>								
		Extracurricular	\$0	\$0	\$114	\$126	\$250	\$250	\$250	\$250
<b>Total Revenues</b>			<b>0</b>	<b>0</b>	<b>114</b>	<b>126</b>	<b>250</b>	<b>250</b>	<b>250</b>	<b>250</b>
<i>Extracurricular Activities</i>										
		<i>Other Objects</i>								
	891	Student Activity Payments	0	0	114	132	200	250	250	250
<b>Total Expenditures</b>			<b>0</b>	<b>0</b>	<b>114</b>	<b>132</b>	<b>200</b>	<b>250</b>	<b>250</b>	<b>250</b>
<b>Net Change in Fund Balance</b>			<b>0</b>	<b>0</b>	<b>0</b>	<b>(6)</b>	<b>50</b>	<b>0</b>	<b>0</b>	<b>0</b>
Cash Balance at Beginning of Fiscal Year			0	0	0	0	(6)	44	44	44
Cash Balance at End of Fiscal Year			0	0	0	(6)	44	44	44	44
Year End Encumbrances Appropriated			0	0	0	0	0	0	0	0
<b>Unencumbered Fund Balance at End of Fiscal Year</b>			<b>\$0</b>	<b>\$0</b>	<b>\$0</b>	<b>(\$6)</b>	<b>\$44</b>	<b>\$44</b>	<b>\$44</b>	<b>\$44</b>

**STRONGSVILLE CITY SCHOOL DISTRICT**

**CUYAHOGA COUNTY, OH**

*INTERNAL SERVICE ROTARY FUND - DEPARTMENTAL STATEMENT OF REVENUES AND EXPENDITURES (LEVEL 4 FINANCIALS)*

*FY 2013 ACTUAL THROUGH PROJECTION TO FY 2020*

**INTERNAL SERVICE ROTARY FUND BUDGET CENTER: FIELD TRIP FUND STRONGSVILLE MIDDLE SCHOOL - 9600**

Function	Object	Description	Fiscal Year 2013 Actual	Fiscal Year 2014 Actual	Fiscal Year 2015 Actual	Fiscal Year 2016 Actual	Fiscal Year 2017 Budget	Fiscal Year 2018 Projection	Fiscal Year 2019 Projection	Fiscal Year 2020 Projection
<b>Revenues:</b>										
		<b>From Local Sources:</b>								
		Extracurricular	\$0	\$0	\$0	\$0	\$1,000	\$1,000	\$1,000	\$1,000
<b>Total Revenues</b>			<b>0</b>	<b>0</b>	<b>0</b>	<b>0</b>	<b>1,000</b>	<b>1,000</b>	<b>1,000</b>	<b>1,000</b>
<i>Extracurricular Activities</i>										
		<i>Other Objects</i>								
	891	Student Activity Payments	0	0	0	0	1,000	1,000	1,000	1,000
<b>Total Expenditures</b>			<b>0</b>	<b>0</b>	<b>0</b>	<b>0</b>	<b>1,000</b>	<b>1,000</b>	<b>1,000</b>	<b>1,000</b>
<b>Net Change in Fund Balance</b>			<b>0</b>	<b>0</b>	<b>0</b>	<b>0</b>	<b>0</b>	<b>0</b>	<b>0</b>	<b>0</b>
Cash Balance at Beginning of Fiscal Year			0	0	0	0	0	0	0	0
Cash Balance at End of Fiscal Year			0	0	0	0	0	0	0	0
Year End Encumbrances Appropriated			0	0	0	0	0	0	0	0
<b>Unencumbered Fund Balance at End of Fiscal Year</b>			<b>\$0</b>	<b>\$0</b>	<b>\$0</b>	<b>\$0</b>	<b>\$0</b>	<b>\$0</b>	<b>\$0</b>	<b>\$0</b>

**STRONGSVILLE CITY SCHOOL DISTRICT**

**CUYAHOGA COUNTY, OH**

*INTERNAL SERVICE ROTARY FUND - DEPARTMENTAL STATEMENT OF REVENUES AND EXPENDITURES (LEVEL 4 FINANCIALS)*

*FY 2013 ACTUAL THROUGH PROJECTION TO FY 2020*

*INTERNAL SERVICE ROTARY FUND BUDGET CENTER: FIELD TRIP FUND CENTER MIDDLE SCHOOL - 9800*

Function	Object	Description	Fiscal Year 2013 Actual	Fiscal Year 2014 Actual	Fiscal Year 2015 Actual	Fiscal Year 2016 Actual	Fiscal Year 2017 Budget	Fiscal Year 2018 Projection	Fiscal Year 2019 Projection	Fiscal Year 2020 Projection
<b>Revenues:</b>										
	From Local Sources:									
	Extracurricular		\$0	\$0	\$0	\$620	\$0	\$0	\$0	\$0
<b>Total Revenues</b>			<b>0</b>	<b>0</b>	<b>0</b>	<b>620</b>	<b>0</b>	<b>0</b>	<b>0</b>	<b>0</b>
<i>Extracurricular Activities</i>										
	Other Objects									
	891	Student Activity Payments	0	0	0	620	0	0	0	0
<b>Total Expenditures</b>			<b>0</b>	<b>0</b>	<b>0</b>	<b>620</b>	<b>0</b>	<b>0</b>	<b>0</b>	<b>0</b>
<b>Net Change in Fund Balance</b>			<b>0</b>	<b>0</b>	<b>0</b>	<b>0</b>	<b>0</b>	<b>0</b>	<b>0</b>	<b>0</b>
Cash Balance at Beginning of Fiscal Year			0	0	0	0	0	0	0	0
Cash Balance at End of Fiscal Year			0	0	0	0	0	0	0	0
Year End Encumbrances Appropriated			0	0	0	0	0	0	0	0
<b>Unencumbered Fund Balance at End of Fiscal Year</b>			<b>\$0</b>	<b>\$0</b>	<b>\$0</b>	<b>\$0</b>	<b>\$0</b>	<b>\$0</b>	<b>\$0</b>	<b>\$0</b>



**STRONGSVILLE CITY SCHOOL DISTRICT**

*CUYAHOGA COUNTY, OH*

*INTERNAL SERVICE ROTARY FUND - DEPARTMENTAL STATEMENT OF REVENUES AND EXPENDITURES (LEVEL 4 FINANCIALS)*

*FY 2013 ACTUAL THROUGH PROJECTION TO FY 2020*

*INTERNAL SERVICE ROTARY FUND BUDGET CENTER: FIELD TRIP FUND STRONGSVILLE HIGH SCHOOL - 9900*

Function	Object	Description	Fiscal Year 2013 Actual	Fiscal Year 2014 Actual	Fiscal Year 2015 Actual	Fiscal Year 2016 Actual	Fiscal Year 2017 Budget	Fiscal Year 2018 Projection	Fiscal Year 2019 Projection	Fiscal Year 2020 Projection
<b>Revenues:</b>										
	From Local Sources:									
	Extracurricular		\$0	\$0	\$0	\$7,050	\$10,000	\$10,000	\$10,000	\$10,000
<b>Total Revenues</b>			<b>0</b>	<b>0</b>	<b>0</b>	<b>7,050</b>	<b>10,000</b>	<b>10,000</b>	<b>10,000</b>	<b>10,000</b>
<i>Extracurricular Activities</i>										
	Other Objects									
	891	Student Activity Payments	0	0	0	6,675	10,000	10,000	10,000	10,000
<b>Total Expenditures</b>			<b>0</b>	<b>0</b>	<b>0</b>	<b>6,675</b>	<b>10,000</b>	<b>10,000</b>	<b>10,000</b>	<b>10,000</b>
<b>Net Change in Fund Balance</b>			<b>0</b>	<b>0</b>	<b>0</b>	<b>375</b>	<b>0</b>	<b>0</b>	<b>0</b>	<b>0</b>
Cash Balance at Beginning of Fiscal Year			0	0	0	0	375	375	375	375
Cash Balance at End of Fiscal Year			0	0	0	375	375	375	375	375
Year End Encumbrances Appropriated			0	0	0	0	0	0	0	0
<b>Unencumbered Fund Balance at End of Fiscal Year</b>			<b>\$0</b>	<b>\$0</b>	<b>\$0</b>	<b>\$375</b>	<b>\$375</b>	<b>\$375</b>	<b>\$375</b>	<b>\$375</b>

**STRONGSVILLE CITY SCHOOL DISTRICT**

**CUYAHOGA COUNTY, OH**

**INTERNAL SERVICE ROTARY FUND - DEPARTMENTAL STATEMENT OF REVENUES AND EXPENDITURES (LEVEL 4 FINANCIALS)**

**FY 2013 ACTUAL THROUGH PROJECTION TO FY 2020**

**INTERNAL SERVICE ROTARY FUND BUDGET CENTER: AP/ACT/SAT TESTING - 9903**

Function	Object	Description	Fiscal Year 2013 Actual	Fiscal Year 2014 Actual	Fiscal Year 2015 Actual	Fiscal Year 2016 Actual	Fiscal Year 2017 Budget	Fiscal Year 2018 Projection	Fiscal Year 2019 Projection	Fiscal Year 2020 Projection
<b>Revenues:</b>										
		<b>From Local Sources:</b>								
		Extracurricular	\$65,927	\$67,966	\$81,706	\$92,741	\$105,000	\$105,000	\$105,000	\$105,000
<b>Total Revenues</b>			<b>65,927</b>	<b>67,966</b>	<b>81,706</b>	<b>92,741</b>	<b>105,000</b>	<b>105,000</b>	<b>105,000</b>	<b>105,000</b>
<b>Instruction:</b>										
		<b>Purchase Services</b>								
	490	Other Purchased Services	90,512	60,214	72,078	86,203	100,850	100,850	100,850	100,850
		<b>Supplies and Materials</b>								
	510	General Supplies	0	0	0	0	500	500	500	500
	560	Food	0	0	0	0	500	500	500	500
	590	Other Supplies and Materials	0	0	0	0	2,800	2,800	2,800	2,800
		<b>Total Materials and Supplies</b>	<b>0</b>	<b>0</b>	<b>0</b>	<b>0</b>	<b>3,800</b>	<b>3,800</b>	<b>3,800</b>	<b>3,800</b>
		<b>Other Objects</b>								
	890	Other Misc. Expenditures	0	0	0	0	250	250	250	250
	891	Student Activity Payments	0	0	0	0	100	100	100	100
		<b>Total Other Objects</b>	<b>0</b>	<b>0</b>	<b>0</b>	<b>0</b>	<b>350</b>	<b>350</b>	<b>350</b>	<b>350</b>
<b>Total Expenditures</b>			<b>90,512</b>	<b>60,214</b>	<b>72,078</b>	<b>86,203</b>	<b>105,000</b>	<b>105,000</b>	<b>105,000</b>	<b>105,000</b>
<b>Net Change in Fund Balance</b>			<b>(24,585)</b>	<b>7,752</b>	<b>9,628</b>	<b>6,538</b>	<b>0</b>	<b>0</b>	<b>0</b>	<b>0</b>
		Cash Balance at Beginning of Fiscal Year	24,680	95	7,847	17,475	24,013	24,013	24,013	24,013
		Cash Balance at End of Fiscal Year	95	7,847	17,475	24,013	24,013	24,013	24,013	24,013
		Year End Encumbrances Appropriated	0	0	0	0	0	0	0	0
<b>Unencumbered Fund Balance at End of Fiscal Year</b>			<b>\$95</b>	<b>\$7,847</b>	<b>\$17,475</b>	<b>\$24,013</b>	<b>\$24,013</b>	<b>\$24,013</b>	<b>\$24,013</b>	<b>\$24,013</b>

**STRONGSVILLE CITY SCHOOL DISTRICT**

*CUYAHOGA COUNTY, OH*

*INTERNAL SERVICE ROTARY FUND - DEPARTMENTAL STATEMENT OF REVENUES AND EXPENDITURES (LEVEL 4 FINANCIALS)*

*FY 2013 ACTUAL THROUGH PROJECTION TO FY 2020*

*INTERNAL SERVICE ROTARY FUND BUDGET CENTER: BAND TRANSPORTATION STRONGSVILLE HIGH SCHOOL - 9940*

Function	Object	Description	Fiscal Year 2013 Actual	Fiscal Year 2014 Actual	Fiscal Year 2015 Actual	Fiscal Year 2016 Actual	Fiscal Year 2017 Budget	Fiscal Year 2018 Projection	Fiscal Year 2019 Projection	Fiscal Year 2020 Projection
<b>Revenues:</b>										
		<b>From Local Sources:</b>								
		Extracurricular	\$0	\$2,780	\$0	\$0	\$2,996	\$2,996	\$2,996	\$2,996
<b>Total Revenues</b>			<b>0</b>	<b>2,780</b>	<b>0</b>	<b>0</b>	<b>2,996</b>	<b>2,996</b>	<b>2,996</b>	<b>2,996</b>
<i>Extracurricular Activities</i>										
		<i>Other Objects</i>								
	891	Student Activity Payments	0	0	2,780	0	2,996	2,996	2,996	2,996
<b>Total Expenditures</b>			<b>0</b>	<b>0</b>	<b>2,780</b>	<b>0</b>	<b>2,996</b>	<b>2,996</b>	<b>2,996</b>	<b>2,996</b>
<b>Net Change in Fund Balance</b>			<b>0</b>	<b>2,780</b>	<b>(2,780)</b>	<b>0</b>	<b>0</b>	<b>0</b>	<b>0</b>	<b>0</b>
Cash Balance at Beginning of Fiscal Year			0	0	2,780	0	0	0	0	0
Cash Balance at End of Fiscal Year			0	2,780	0	0	0	0	0	0
Year End Encumbrances Appropriated			0	0	0	0	0	0	0	0
<b>Unencumbered Fund Balance at End of Fiscal Year</b>			<b>\$0</b>	<b>\$2,780</b>	<b>\$0</b>	<b>\$0</b>	<b>\$0</b>	<b>\$0</b>	<b>\$0</b>	<b>\$0</b>

# **EMPLOYEE BENEFITS SELF-INSURANCE FUND**

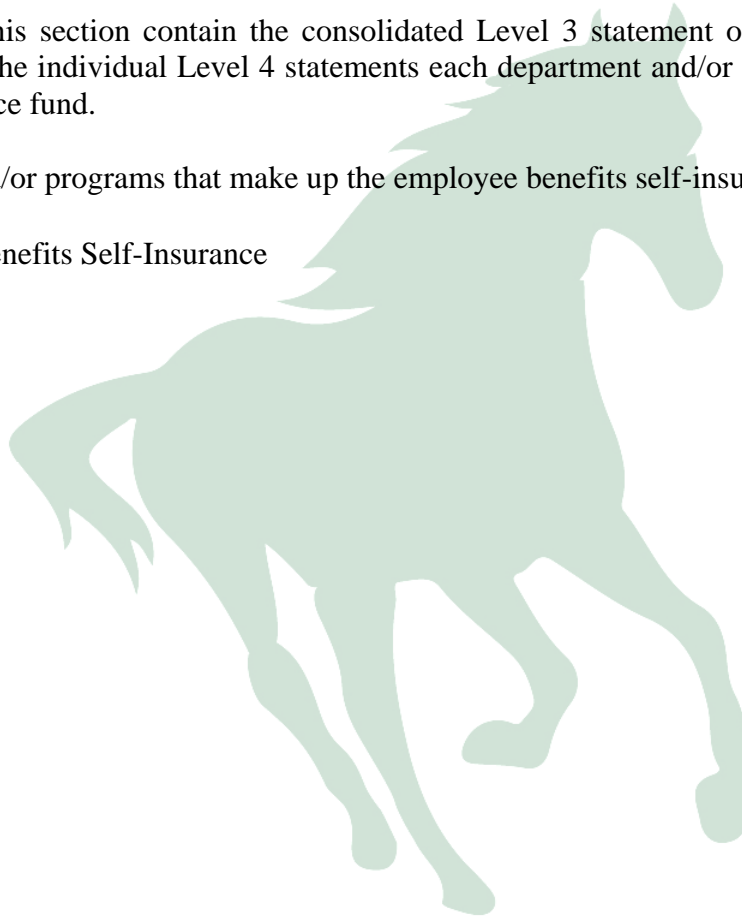
The budget statements contained in this section provide the detailed revenue and expenditures for the Employee Benefits Self-Insurance Fund.

The employee benefits self-insurance fund is used to account for monies received from other funds as payment for providing employee healthcare.

The statements in this section contain the consolidated Level 3 statement of the employee benefits self-insurance fund and the individual Level 4 statements each department and/or program within the employee benefits self-insurance fund.

The departments and/or programs that make up the employee benefits self-insurance fund are as follows:

- Employee Benefits Self-Insurance



**STRONGSVILLE CITY SCHOOL DISTRICT**  
**CUYAHOGA COUNTY, OH**  
**STATEMENT OF REVENUES AND EXPENDITURES**  
**FY 2013 ACTUAL THROUGH PROJECTION TO FY 2020**  
**SELF INSURANCE FUND - LEVEL 3 FINANCIAL**

Function	Description	Fiscal Year 2013 Actual	Fiscal Year 2014 Actual	Fiscal Year 2015 Actual	Fiscal Year 2016 Actual	Fiscal Year 2017 Budget	Fiscal Year 2018 Projection	Fiscal Year 2019 Projection	Fiscal Year 2020 Projection
<b>Revenues:</b>									
	From Local Sources:								
	Other Local Revenues	\$0	\$5,142,478	\$10,325,634	\$9,950,118	\$10,500,000	\$11,550,000	\$12,705,000	\$13,975,500
<b>Total Revenues</b>		<b>0</b>	<b>5,142,478</b>	<b>10,325,634</b>	<b>9,950,118</b>	<b>10,500,000</b>	<b>11,550,000</b>	<b>12,705,000</b>	<b>13,975,500</b>
<b>Support Services:</b>									
	Purchase Services	0	3,799,052	9,056,823	9,410,668	10,002,500	11,002,500	12,102,500	13,312,500
<b>Total Support Services</b>		<b>0</b>	<b>3,799,052</b>	<b>9,056,823</b>	<b>9,410,668</b>	<b>10,002,500</b>	<b>11,002,500</b>	<b>12,102,500</b>	<b>13,312,500</b>
<b>Total Expenditures</b>		<b>0</b>	<b>3,799,052</b>	<b>9,056,823</b>	<b>9,410,668</b>	<b>10,002,500</b>	<b>11,002,500</b>	<b>12,102,500</b>	<b>13,312,500</b>
<b>Excess of Revenues Over / (Under) Expenditures</b>		<b>0</b>	<b>1,343,426</b>	<b>1,268,811</b>	<b>539,450</b>	<b>497,500</b>	<b>547,500</b>	<b>602,500</b>	<b>663,000</b>
<b>Other Financing Sources / (Uses):</b>									
	Transfers In	0	0	14,120	0	0	0	0	0
<b>Total Other Financing Sources / (Uses)</b>		<b>0</b>	<b>0</b>	<b>14,120</b>	<b>0</b>	<b>0</b>	<b>0</b>	<b>0</b>	<b>0</b>
<b>Net Change in Fund Balance</b>		<b>0</b>	<b>1,343,426</b>	<b>1,282,931</b>	<b>539,450</b>	<b>497,500</b>	<b>547,500</b>	<b>602,500</b>	<b>663,000</b>
	Cash Balance at Beginning of Fiscal Year	0	0	1,343,426	2,626,357	3,165,807	3,663,307	4,210,807	4,813,307
	Cash Balance at End of Fiscal Year	0	1,343,426	2,626,357	3,165,807	3,663,307	4,210,807	4,813,307	5,476,307
	Year End Encumbrances Appropriated	0	0	150,214	0	0	0	0	0
<b>Unencumbered Fund Balance at End of Fiscal Year</b>		<b>\$0</b>	<b>\$1,343,426</b>	<b>\$2,476,143</b>	<b>\$3,165,807</b>	<b>\$3,663,307</b>	<b>\$4,210,807</b>	<b>\$4,813,307</b>	<b>\$5,476,307</b>

**STRONGSVILLE CITY SCHOOL DISTRICT**

**CUYAHOGA COUNTY, OH**

**EMPLOYEE BENEFITS SELF INSURANCE FUND - DEPARTMENTAL STATEMENT OF REVENUES AND EXPENDITURES (LEVEL 4 FINANCIALS)**

**FY 2013 ACTUAL THROUGH PROJECTION TO FY 2020**

**TOTAL EMPLOYEE BENEFITS SELF INSURANCE FUND**

			Fiscal Year 2013 Actual	Fiscal Year 2014 Actual	Fiscal Year 2015 Actual	Fiscal Year 2016 Actual	Fiscal Year 2017 Budget	Fiscal Year 2018 Projection	Fiscal Year 2019 Projection	Fiscal Year 2020 Projection
Function	Object	Description								
Revenues:										
		From Local Sources:								
		Other Local Revenues	\$0	\$5,142,478	\$10,325,634	\$9,950,118	\$10,500,000	\$11,550,000	\$12,705,000	\$13,975,500
Total Revenues			0	5,142,478	10,325,634	9,950,118	10,500,000	11,550,000	12,705,000	13,975,500
Support Services:										
		Purchase Services								
	413	Health Services	0	3,799,052	9,055,478	9,409,668	10,000,000	11,000,000	12,100,000	13,310,000
	419	Other Prof/Tech Services	0	0	1,345	1,000	2,500	2,500	2,500	2,500
		Total Purchase Services	0	3,799,052	9,056,823	9,410,668	10,002,500	11,002,500	12,102,500	13,312,500
Total Expenditures			0	3,799,052	9,056,823	9,410,668	10,002,500	11,002,500	12,102,500	13,312,500
Excess of Revenues Over / (Under) Expenditures			0	1,343,426	1,268,811	539,450	497,500	547,500	602,500	663,000
Other Financing Sources / (Uses):										
		Other Financing Uses								
	911	Transfers In	0	0	14,120	0	0	0	0	0
Net Change in Fund Balance			0	1,343,426	1,282,931	539,450	497,500	547,500	602,500	663,000
Cash Balance at Beginning of Fiscal Year			0	0	1,343,426	2,626,357	3,165,807	3,663,307	4,210,807	4,813,307
Cash Balance at End of Fiscal Year			0	1,343,426	2,626,357	3,165,807	3,663,307	4,210,807	4,813,307	5,476,307
Year End Encumbrances Appropriated			0	0	150,214	0	0	0	0	0
Unencumbered Fund Balance at End of Fiscal Year			\$0	\$1,343,426	\$2,476,143	\$3,165,807	\$3,663,307	\$4,210,807	\$4,813,307	\$5,476,307

# FIDUCIARY FUNDS SECTION

The budget statements contained in this section provide the detailed revenue and expenditures for the Fiduciary Funds.

The statements in this section contain the consolidated Level 2 statement of the Fiduciary Funds and the individual Level 3 statement by individual fund followed by the Level 4 statement for each department and/or program within each individual fund.

The Fiduciary Funds are made up of the following fund types and individual funds:

- Agency Funds – Account for resources held by the reporting government in a purely custodial capacity.
  - District Agency (OSHAA Tournaments)
  - Student Managed Student Activity



**STRONGSVILLE CITY SCHOOL DISTRICT**  
**CUYAHOGA COUNTY, OH**  
**STATEMENT OF REVENUES AND EXPENDITURES**  
**FY 2013 ACTUAL THROUGH PROJECTION TO FY 2020**  
**TOTAL FIDUCIARY FUNDS - LEVEL 2 FINANCIAL**

Function	Description	Fiscal Year 2013 Actual	Fiscal Year 2014 Actual	Fiscal Year 2015 Actual	Fiscal Year 2016 Actual	Fiscal Year 2017 Budget	Fiscal Year 2018 Projection	Fiscal Year 2019 Projection	Fiscal Year 2020 Projection
<b>Revenues:</b>									
	<b>From Local Sources:</b>								
	Extracurricular	\$307,616	\$356,785	\$162,073	\$139,004	\$213,250	\$210,000	\$207,000	\$125,000
	Other Local Revenues	0	0	0	9,309	29,725	27,625	27,125	17,125
<b>Total Revenues</b>		<b>307,616</b>	<b>356,785</b>	<b>162,073</b>	<b>148,313</b>	<b>242,975</b>	<b>237,625</b>	<b>234,125</b>	<b>142,125</b>
<b>Support Services:</b>									
	Salaries	0	0	0	3,046	3,000	3,000	3,000	3,000
	Fringe Benefits	0	0	0	470	550	550	550	550
<b>Total Support Services</b>		<b>0</b>	<b>0</b>	<b>0</b>	<b>3,516</b>	<b>3,550</b>	<b>3,550</b>	<b>3,550</b>	<b>3,550</b>
<b>Extracurricular Activities</b>									
	Salaries	3,060	4,672	3,179	3,355	4,000	4,000	4,000	4,000
	Fringe Benefits	440	287	232	650	450	450	450	450
	Purchase Services	4,935	4,127	0	62,810	134,050	107,903	105,843	30,843
	Materials and Supplies	7,678	14,368	0	18,649	113,678	51,789	49,296	34,854
	Capital Outlay	7,084	5,025	989	0	13,320	7,325	6,825	6,325
	Other Objects	242,241	321,579	157,512	52,587	86,868	73,931	64,423	62,103
<b>Total Extracurricular Activities</b>		<b>265,438</b>	<b>350,058</b>	<b>161,912</b>	<b>138,051</b>	<b>352,366</b>	<b>245,398</b>	<b>230,837</b>	<b>138,575</b>
<b>Total Expenditures</b>		<b>265,438</b>	<b>350,058</b>	<b>161,912</b>	<b>141,567</b>	<b>355,916</b>	<b>248,948</b>	<b>234,387</b>	<b>142,125</b>
<b>Excess of Revenues Over / (Under) Expenditures</b>		<b>42,178</b>	<b>6,727</b>	<b>161</b>	<b>6,746</b>	<b>(112,941)</b>	<b>(11,323)</b>	<b>(262)</b>	<b>0</b>
<b>Other Financing Sources / (Uses):</b>									
	Transfers Out	(346)	(76,460)	(7,549)	(21,399)	(34,147)	0	0	0
	Transfers In	0	1,371	0	1	27,263	0	0	0
<b>Total Other Financing Sources / (Uses)</b>		<b>(346)</b>	<b>(75,089)</b>	<b>(7,549)</b>	<b>(21,398)</b>	<b>(6,884)</b>	<b>0</b>	<b>0</b>	<b>0</b>
<b>Net Change in Fund Balance</b>		<b>41,832</b>	<b>(68,362)</b>	<b>(7,388)</b>	<b>(14,652)</b>	<b>(119,825)</b>	<b>(11,323)</b>	<b>(262)</b>	<b>0</b>
	<b>Cash Balance at Beginning of Fiscal Year</b>	<b>183,001</b>	<b>224,833</b>	<b>156,471</b>	<b>149,083</b>	<b>134,431</b>	<b>14,606</b>	<b>3,283</b>	<b>3,021</b>
	<b>Cash Balance at End of Fiscal Year</b>	<b>224,833</b>	<b>156,471</b>	<b>149,083</b>	<b>134,431</b>	<b>14,606</b>	<b>3,283</b>	<b>3,021</b>	<b>3,021</b>
	<b>Year End Encumbrances Appropriated</b>	<b>5,478</b>	<b>15,232</b>	<b>220</b>	<b>0</b>	<b>0</b>	<b>0</b>	<b>0</b>	<b>0</b>
<b>Unencumbered Fund Balance at End of Fiscal Year</b>		<b>\$219,355</b>	<b>\$141,239</b>	<b>\$148,863</b>	<b>\$134,431</b>	<b>\$14,606</b>	<b>\$3,283</b>	<b>\$3,021</b>	<b>\$3,021</b>



# DISTRICT AGENCY FUND


The budget statements contained in this section provide the detailed revenue and expenditures for the District Agency Fund.

The district agency fund is used to account for the revenues and expenditures for Ohio High School Athletic Association (OHSAA) tournament games hosted at the District.

The statements in this section contain the consolidated Level 3 statement of the district agency fund and the individual Level 4 statements each department and/or program within the district agency fund.

The departments and/or programs that make up the district agency fund are as follows:

- OHSAA Tournaments



**STRONGSVILLE CITY SCHOOL DISTRICT**  
**CUYAHOGA COUNTY, OH**  
**STATEMENT OF REVENUES AND EXPENDITURES**  
**FY 2013 ACTUAL THROUGH PROJECTION TO FY 2020**  
**DISTRICT AGENCY FUND (OSHAA TOURNAMENTS) - LEVEL 3 FINANCIAL**

Function	Description	Fiscal Year 2013 Actual	Fiscal Year 2014 Actual	Fiscal Year 2015 Actual	Fiscal Year 2016 Actual	Fiscal Year 2017 Budget	Fiscal Year 2018 Projection	Fiscal Year 2019 Projection	Fiscal Year 2020 Projection
<b>Revenues:</b>									
	<b>From Local Sources:</b>								
	Extracurricular	\$0	\$4,342	\$23,909	\$37,394	\$50,000	\$50,000	\$50,000	\$50,000
<b>Total Revenues</b>		<b>0</b>	<b>4,342</b>	<b>23,909</b>	<b>37,394</b>	<b>50,000</b>	<b>50,000</b>	<b>50,000</b>	<b>50,000</b>
<b>Support Services:</b>									
	Salaries	0	0	0	3,046	3,000	3,000	3,000	3,000
	Fringe Benefits	0	0	0	470	550	550	550	550
<b>Total Support Services</b>		<b>0</b>	<b>0</b>	<b>0</b>	<b>3,516</b>	<b>3,550</b>	<b>3,550</b>	<b>3,550</b>	<b>3,550</b>
<b>Extracurricular Activities</b>									
	Salaries	0	0	3,179	3,355	4,000	4,000	4,000	4,000
	Fringe Benefits	0	0	232	650	450	450	450	450
	Other Objects	0	4,337	19,182	29,873	42,000	42,000	42,000	42,000
<b>Total Extracurricular Activities</b>		<b>0</b>	<b>4,337</b>	<b>22,593</b>	<b>33,878</b>	<b>46,450</b>	<b>46,450</b>	<b>46,450</b>	<b>46,450</b>
<b>Total Expenditures</b>		<b>0</b>	<b>4,337</b>	<b>22,593</b>	<b>37,394</b>	<b>50,000</b>	<b>50,000</b>	<b>50,000</b>	<b>50,000</b>
<b>Net Change in Fund Balance</b>		<b>0</b>	<b>5</b>	<b>1,316</b>	<b>0</b>	<b>0</b>	<b>0</b>	<b>0</b>	<b>0</b>
	Cash Balance at Beginning of Fiscal Year	0	0	5	1,321	1,321	1,321	1,321	1,321
	Cash Balance at End of Fiscal Year	0	5	1,321	1,321	1,321	1,321	1,321	1,321
	Year End Encumbrances Appropriated	0	0	0	0	0	0	0	0
<b>Unencumbered Fund Balance at End of Fiscal Year</b>		<b>\$0</b>	<b>\$5</b>	<b>\$1,321</b>	<b>\$1,321</b>	<b>\$1,321</b>	<b>\$1,321</b>	<b>\$1,321</b>	<b>\$1,321</b>

**STRONGSVILLE CITY SCHOOL DISTRICT**

**CUYAHOGA COUNTY, OH**

**DISTRICT AGENCY FUND (OSHAA TOURNAMENTS) - DEPARTMENTAL STATEMENT OF REVENUES AND EXPENDITURES (LEVEL 4 FINANCIALS)**

**FY 2013 ACTUAL THROUGH PROJECTION TO FY 2020**

**TOTAL DISTRICT AGENCY FUND (OSHAA TOURNAMENTS)**

			Fiscal Year 2013 Actual	Fiscal Year 2014 Actual	Fiscal Year 2015 Actual	Fiscal Year 2016 Actual	Fiscal Year 2017 Budget	Fiscal Year 2018 Projection	Fiscal Year 2019 Projection	Fiscal Year 2020 Projection
Function	Object	Description								
Revenues:										
	From Local Sources:									
		Extracurricular	\$0	\$4,342	\$23,909	\$37,394	\$50,000	\$50,000	\$50,000	\$50,000
Total Revenues			0	4,342	23,909	37,394	50,000	50,000	50,000	50,000
Support Services:										
	Salaries:									
	144	Noncertificated Overtime	0	0	0	3,046	3,000	3,000	3,000	3,000
	Fringe Benefits									
	221	SERS - Employer's Share	0	0	0	427	500	500	500	500
	292	Noncert Other Retire/Insurance	0	0	0	43	50	50	50	50
	Total Fringe Benefits		0	0	0	470	550	550	550	550
Total Support Services			0	0	0	3,516	3,550	3,550	3,550	3,550
Extracurricular Activities										
	Salaries:									
	113	Supplemental Cert-Salary/Wages	0	0	1,743	685	2,000	2,000	2,000	2,000
	143	Noncert Supplemental Salary/Wages	0	0	1,436	2,670	2,000	2,000	2,000	2,000
	Total Salaries		0	0	3,179	3,355	4,000	4,000	4,000	4,000
	Fringe Benefits									
	291	Cert Other Retire/Insurance	0	0	141	110	150	150	150	150
	292	Noncert Other Retire/Insurance	0	0	91	540	300	300	300	300
	Total Fringe Benefits		0	0	232	650	450	450	450	450
	Other Objects									
	890	Other Misc. Expenditures	0	4,337	19,182	29,873	42,000	42,000	42,000	42,000
Total Extracurricular Activities			0	4,337	22,593	33,878	46,450	46,450	46,450	46,450
Total Expenditures			0	4,337	22,593	37,394	50,000	50,000	50,000	50,000
Net Change in Fund Balance			0	5	1,316	0	0	0	0	0
Cash Balance at Beginning of Fiscal Year			0	0	5	1,321	1,321	1,321	1,321	1,321
Cash Balance at End of Fiscal Year			0	5	1,321	1,321	1,321	1,321	1,321	1,321
Year End Encumbrances Appropriated			0	0	0	0	0	0	0	0
Unencumbered Fund Balance at End of Fiscal Year			\$0	\$5	\$1,321	\$1,321	\$1,321	\$1,321	\$1,321	\$1,321

# STUDENT MANAGED

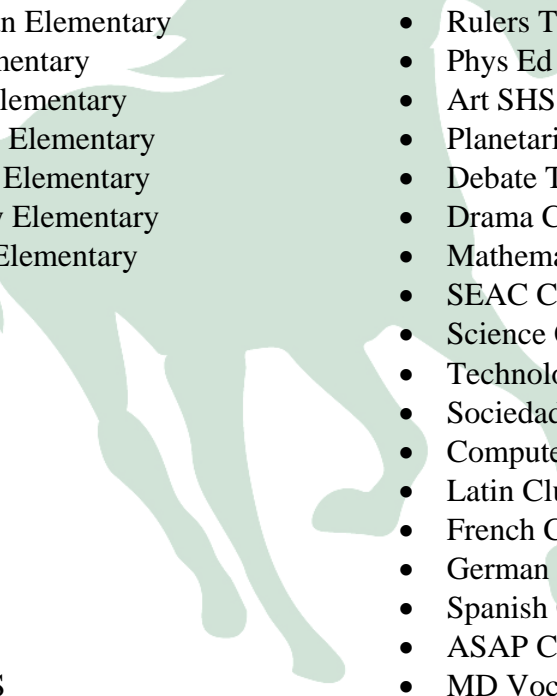
## STUDENT ACTIVITY FUND

The budget statements contained in this section provide the detailed revenue and expenditures for the Student Managed Student Activity Fund.

The student managed student activity fund is used to account for student activity programs which have student participation in the activity and have students involved in the management of the program.


The statements in this section contain the consolidated Level 3 statement of the student managed student activity fund and the individual Level 4 statements each department and/or program within the student managed student activity fund.

The departments and/or programs that make up the student managed student activity fund are as follows:

- 
- Student Council Chapman Elementary
  - Science Club Drake Elementary
  - Student Council Drake Elementary
  - Student Council Muraski Elementary
  - Student Council Kinsner Elementary
  - Student Council Whitney Elementary
  - Student Council Zellers Elementary
  - Student Council SMS
  - Guidance Club SMS
  - CD/MD Classroom SMS
  - Band AMS
  - Vocal Music AMS
  - Student Council AMS
  - Guidance Club AMS
  - Intermural Club AMS
  - Ski Club AMS
  - Letterman Club AMS
  - CD/MD Classroom AMS
  - Team Rough Rider AMS
  - TTT-C AMS
  - Instrumental Music CMS
  - Art Department CMS
  - Vocal Music CMS
  - Student Council CMS
  - School Store CMS
  - Ski Club CMS
  - Letterman Club CMS
  - X-treme Team CMS
  - Magic Team CMS
  - Rulers Team CMS
  - Phys Ed CMS
  - Art SHS
  - Planetarium Club SHS
  - Debate Team SHS
  - Drama Club SHS
  - Mathematics Club SHS
  - SEAC Club SHS
  - Science Club SHS
  - Technology Club SHS
  - Sociedad Honoraria Hispanica SHS
  - Computer Club SHS
  - Latin Club SHS
  - French Club SHS
  - German Club SHS
  - Spanish Club SHS
  - ASAP Club SHS
  - MD Vocational Training SHS
  - H2O Club SHS
  - DECA SHS
  - Business Club SHS
  - Ohio Career Association SHS
  - Rotary Interact Club SHS
  - Dance Team SHS
  - O Ambassador Club SHS
  - Rachel's Challenge SHS
  - Middle Eastern Club SHS
  - Band/Orchestra SHS
  - Orchestra SHS

- Vocal Music SHS
- Class of 2016 SHS
- Musical Production SHS
- Band Transportation SHS
- Student Council SHS
- Class of 2017 SHS
- National Art Society SHS
- Project Support SHS
- Class of 2012 SHS
- Class of 2013 SHS
- Ski Club SHS
- Class of 2014 SHS
- Class of 2015 SHS
- Class of 2018 SHS
- Class of 2019 SHS
- Class of 2020 SHS
- Youth Optimist Advisors SHS

- RHO Kappa NHS SHS
- Asian-American Cultural Club SHS
- Key Club SHS
- Strohman/Yearbook SHS
- Italian American Club SHS
- Wellness Club SHS
- SHS Pride Club SHS
- ANIME Club SHS
- Lantern SHS
- Art Ambassadors SHS
- National Honors Society SHS
- Cheerleaders SHS
- Pin'em Club SHS
- Ice Hockey Spirit SHS



**STRONGSVILLE CITY SCHOOL DISTRICT**  
**CUYAHOGA COUNTY, OH**  
**STATEMENT OF REVENUES AND EXPENDITURES**  
**FY 2013 ACTUAL THROUGH PROJECTION TO FY 2020**  
**STUDENT MANAGED ACTIVITY FUND - LEVEL 3 FINANCIAL**

Function	Description	Fiscal Year 2013 Actual	Fiscal Year 2014 Actual	Fiscal Year 2015 Actual	Fiscal Year 2016 Actual	Fiscal Year 2017 Budget	Fiscal Year 2018 Projection	Fiscal Year 2019 Projection	Fiscal Year 2020 Projection
<b>Revenues:</b>									
	<b>From Local Sources:</b>								
	Extracurricular	\$307,616	\$352,443	\$138,164	\$101,610	\$163,250	\$160,000	\$157,000	\$75,000
	Other Local Revenues	0	0	0	9,309	29,725	27,625	27,125	17,125
<b>Total Revenues</b>		<b>307,616</b>	<b>352,443</b>	<b>138,164</b>	<b>110,919</b>	<b>192,975</b>	<b>187,625</b>	<b>184,125</b>	<b>92,125</b>
<b>Extracurricular Activities</b>									
	Salaries	3,060	4,672	0	0	0	0	0	0
	Fringe Benefits	440	287	0	0	0	0	0	0
	Purchase Services	4,935	4,127	0	62,810	134,050	107,903	105,843	30,843
	Materials and Supplies	7,678	14,368	0	18,649	113,678	51,789	49,296	34,854
	Capital Outlay	7,084	5,025	989	0	13,320	7,325	6,825	6,325
	Other Objects	242,241	317,242	138,330	22,714	44,868	31,931	22,423	20,103
<b>Total Extracurricular Activities</b>		<b>265,438</b>	<b>345,721</b>	<b>139,319</b>	<b>104,173</b>	<b>305,916</b>	<b>198,948</b>	<b>184,387</b>	<b>92,125</b>
<b>Total Expenditures</b>		<b>265,438</b>	<b>345,721</b>	<b>139,319</b>	<b>104,173</b>	<b>305,916</b>	<b>198,948</b>	<b>184,387</b>	<b>92,125</b>
<b>Excess of Revenues Over / (Under) Expenditures</b>		<b>42,178</b>	<b>6,722</b>	<b>(1,155)</b>	<b>6,746</b>	<b>(112,941)</b>	<b>(11,323)</b>	<b>(262)</b>	<b>0</b>
<b>Other Financing Sources / (Uses):</b>									
	Transfers Out	(346)	(76,460)	(7,549)	(21,399)	(34,147)	0	0	0
	Transfers In	0	1,371	0	1	27,263	0	0	0
<b>Total Other Financing Sources / (Uses)</b>		<b>(346)</b>	<b>(75,089)</b>	<b>(7,549)</b>	<b>(21,398)</b>	<b>(6,884)</b>	<b>0</b>	<b>0</b>	<b>0</b>
<b>Net Change in Fund Balance</b>		<b>41,832</b>	<b>(68,367)</b>	<b>(8,704)</b>	<b>(14,652)</b>	<b>(119,825)</b>	<b>(11,323)</b>	<b>(262)</b>	<b>0</b>
	Cash Balance at Beginning of Fiscal Year	183,001	224,833	156,466	147,762	133,110	13,285	1,962	1,700
	Cash Balance at End of Fiscal Year	224,833	156,466	147,762	133,110	13,285	1,962	1,700	1,700
	Year End Encumbrances Appropriated	5,478	15,232	220	0	0	0	0	0
<b>Unencumbered Fund Balance at End of Fiscal Year</b>		<b>\$219,355</b>	<b>\$141,234</b>	<b>\$147,542</b>	<b>\$133,110</b>	<b>\$13,285</b>	<b>\$1,962</b>	<b>\$1,700</b>	<b>\$1,700</b>

**STRONGSVILLE CITY SCHOOL DISTRICT**

**CUYAHOGA COUNTY, OH**

**STUDENT MANAGED ACTIVITY - DEPARTMENTAL STATEMENT OF REVENUES AND EXPENDITURES (LEVEL 4 FINANCIALS)**

**FY 2013 ACTUAL THROUGH PROJECTION TO FY 2020**

**TOTAL STUDENT MANAGED ACTIVITY**

Function	Object	Description	Fiscal Year 2013 Actual	Fiscal Year 2014 Actual	Fiscal Year 2015 Actual	Fiscal Year 2016 Actual	Fiscal Year 2017 Budget	Fiscal Year 2018 Projection	Fiscal Year 2019 Projection	Fiscal Year 2020 Projection
<b>Revenues:</b>										
		<b>From Local Sources:</b>								
		Extracurricular	\$307,616	\$352,443	\$138,164	\$101,610	\$163,250	\$160,000	\$157,000	\$75,000
		Other Local Revenues	0	0	0	9,309	29,725	27,625	27,125	17,125
<b>Total Revenues</b>			<b>307,616</b>	<b>352,443</b>	<b>138,164</b>	<b>110,919</b>	<b>192,975</b>	<b>187,625</b>	<b>184,125</b>	<b>92,125</b>
<b>Extracurricular Activities</b>										
		<b>Salaries:</b>								
	190	Other Salary and Wages	3,060	4,672	0	0	0	0	0	0
		<b>Fringe Benefits</b>								
	221	SERS - Employer's Share	0	287	0	0	0	0	0	0
	290	Other Benefits	440	0	0	0	0	0	0	0
		<b>Total Fringe Benefits</b>	<b>440</b>	<b>287</b>	<b>0</b>	<b>0</b>	<b>0</b>	<b>0</b>	<b>0</b>	<b>0</b>
		<b>Purchase Services</b>								
	419	Other Prof/Tech Services	0	500	0	0	0	0	0	0
	490	Other Purchased Services	4,935	3,627	0	62,810	134,050	107,903	105,843	30,843
		<b>Total Purchase Services</b>	<b>4,935</b>	<b>4,127</b>	<b>0</b>	<b>62,810</b>	<b>134,050</b>	<b>107,903</b>	<b>105,843</b>	<b>30,843</b>
		<b>Supplies and Materials</b>								
	510	General Supplies	0	0	0	0	1,900	1,900	1,900	1,900
	511	Instructional Supplies	0	54	0	0	3,000	0	0	0
	560	Food	297	350	0	1,600	1,200	700	700	700
	590	Other Supplies and Materials	7,381	13,964	0	17,049	107,578	49,189	46,696	32,254
		<b>Total Materials and Supplies</b>	<b>7,678</b>	<b>14,368</b>	<b>0</b>	<b>18,649</b>	<b>113,678</b>	<b>51,789</b>	<b>49,296</b>	<b>34,854</b>
		<b>Capital Outlay</b>								
	640	Equipment	7,084	5,025	989	0	13,320	7,325	6,825	6,325
		<b>Other Objects</b>								
	881	Scholarships	0	0	0	1,176	1,350	1,350	1,350	1,350
	883	Mememrials	0	0	0	11,317	20,025	17,678	13,393	11,850
	889	Other Awards and Prizes	472	321	0	361	7,925	4,925	4,925	4,925
	891	Student Activity Payments	241,769	316,921	138,330	9,860	15,568	7,978	2,755	1,978
		<b>Total Other Objects</b>	<b>242,241</b>	<b>317,242</b>	<b>138,330</b>	<b>22,714</b>	<b>44,868</b>	<b>31,931</b>	<b>22,423</b>	<b>20,103</b>
<b>Total Expenditures</b>			<b>265,438</b>	<b>345,721</b>	<b>139,319</b>	<b>104,173</b>	<b>305,916</b>	<b>198,948</b>	<b>184,387</b>	<b>92,125</b>
<b>Excess of Revenues Over / (Under) Ependitures</b>			<b>42,178</b>	<b>6,722</b>	<b>(1,155)</b>	<b>6,746</b>	<b>(112,941)</b>	<b>(11,323)</b>	<b>(262)</b>	<b>0</b>
<b>Other Financing Sources / (Uses):</b>										
		<b>Other Financing Uses</b>								
	910	Transfers Out	(346)	(76,460)	(7,549)	(21,399)	(34,147)	0	0	0
	911	Transfers In	0	1,371	0	1	27,263	0	0	0
<b>Total Other Financing Sources / (Uses)</b>			<b>(346)</b>	<b>(75,089)</b>	<b>(7,549)</b>	<b>(21,398)</b>	<b>(6,884)</b>	<b>0</b>	<b>0</b>	<b>0</b>
<b>Net Change in Fund Balance</b>			<b>41,832</b>	<b>(68,367)</b>	<b>(8,704)</b>	<b>(14,652)</b>	<b>(119,825)</b>	<b>(11,323)</b>	<b>(262)</b>	<b>0</b>
<b>Cash Balance at Beginning of Fiscal Year</b>			<b>183,001</b>	<b>224,833</b>	<b>156,466</b>	<b>147,762</b>	<b>133,110</b>	<b>13,285</b>	<b>1,962</b>	<b>1,700</b>
<b>Cash Balance at End of Fiscal Year</b>			<b>224,833</b>	<b>156,466</b>	<b>147,762</b>	<b>133,110</b>	<b>13,285</b>	<b>1,962</b>	<b>1,700</b>	<b>1,700</b>
<b>Year End Encumbrances Appropriated</b>			<b>5,478</b>	<b>15,232</b>	<b>220</b>	<b>0</b>	<b>0</b>	<b>0</b>	<b>0</b>	<b>0</b>
<b>Unencumbered Fund Balance at End of Fiscal Year</b>			<b>\$219,355</b>	<b>\$141,234</b>	<b>\$147,542</b>	<b>\$133,110</b>	<b>\$13,285</b>	<b>\$1,962</b>	<b>\$1,700</b>	<b>\$1,700</b>

**STRONGSVILLE CITY SCHOOL DISTRICT**

*CUYAHOGA COUNTY, OH*

*STUDENT MANAGED ACTIVITY - DEPARTMENTAL STATEMENT OF REVENUES AND EXPENDITURES (LEVEL 4 FINANCIALS)*

*FY 2013 ACTUAL THROUGH PROJECTION TO FY 2020*

*STUDENT MANAGED ACTIVITY BUDGET CENTER: STUDENT COUNCIL CHAPMAN ELEMENTARY - 9141*

Function	Object	Description	Fiscal Year 2013 Actual	Fiscal Year 2014 Actual	Fiscal Year 2015 Actual	Fiscal Year 2016 Actual	Fiscal Year 2017 Budget	Fiscal Year 2018 Projection	Fiscal Year 2019 Projection	Fiscal Year 2020 Projection
<b>Revenues:</b>										
		<b>From Local Sources:</b>								
		Extracurricular	\$0	\$0	\$342	\$0	\$1,000	\$1,000	\$1,000	\$1,000
<b>Total Revenues</b>			<b>0</b>	<b>0</b>	<b>342</b>	<b>0</b>	<b>1,000</b>	<b>1,000</b>	<b>1,000</b>	<b>1,000</b>
<i>Extracurricular Activities</i>										
		<i>Purchase Services</i>								
	490	Other Purchased Services	0	0	0	0	250	250	250	250
		<i>Supplies and Materials</i>								
	510	General Supplies	0	0	0	0	250	250	250	250
	560	Food	0	0	0	21	0	0	0	0
	590	Other Supplies and Materials	0	0	0	59	500	500	500	500
		<i>Total Materials and Supplies</i>	<i>0</i>	<i>0</i>	<i>0</i>	<i>80</i>	<i>750</i>	<i>750</i>	<i>750</i>	<i>750</i>
		<i>Other Objects</i>								
	891	Student Activity Payments	0	0	434	0	0	0	0	0
<b>Total Expenditures</b>			<b>0</b>	<b>0</b>	<b>434</b>	<b>80</b>	<b>1,000</b>	<b>1,000</b>	<b>1,000</b>	<b>1,000</b>
<b>Excess of Revenues Over / (Under) Expenditures</b>			<b>0</b>	<b>0</b>	<b>(92)</b>	<b>(80)</b>	<b>0</b>	<b>0</b>	<b>0</b>	<b>0</b>
<b>Other Financing Sources / (Uses):</b>										
		<i>Other Financing Uses</i>								
	911	Transfers In	0	0	0	43	0	0	0	0
<b>Net Change in Fund Balance</b>			<b>0</b>	<b>0</b>	<b>(92)</b>	<b>(37)</b>	<b>0</b>	<b>0</b>	<b>0</b>	<b>0</b>
Cash Balance at Beginning of Fiscal Year			602	602	602	510	473	473	473	473
Cash Balance at End of Fiscal Year			602	602	510	473	473	473	473	473
Year End Encumbrances Appropriated			0	0	0	0	0	0	0	0
<b>Unencumbered Fund Balance at End of Fiscal Year</b>			<b>\$602</b>	<b>\$602</b>	<b>\$510</b>	<b>\$473</b>	<b>\$473</b>	<b>\$473</b>	<b>\$473</b>	<b>\$473</b>



**STRONGSVILLE CITY SCHOOL DISTRICT**

**CUYAHOGA COUNTY, OH**

*STUDENT MANAGED ACTIVITY - DEPARTMENTAL STATEMENT OF REVENUES AND EXPENDITURES (LEVEL 4 FINANCIALS)*

*FY 2013 ACTUAL THROUGH PROJECTION TO FY 2020*

**STUDENT MANAGED ACTIVITY BUDGET CENTER: SCIENCE CLUB DRAKE ELEMENTARY - 9239**

Function	Object	Description	Fiscal Year 2013 Actual	Fiscal Year 2014 Actual	Fiscal Year 2015 Actual	Fiscal Year 2016 Actual	Fiscal Year 2017 Budget	Fiscal Year 2018 Projection	Fiscal Year 2019 Projection	Fiscal Year 2020 Projection
<b>Revenues:</b>										
	From Local Sources:									
	Extracurricular		\$0	\$0	\$0	\$0	\$0	\$0	\$0	\$0
<b>Total Revenues</b>			<b>0</b>	<b>0</b>	<b>0</b>	<b>0</b>	<b>0</b>	<b>0</b>	<b>0</b>	<b>0</b>
<i>Extracurricular Activities</i>										
	Other Objects									
	891	Student Activity Payments	0	0	0	0	0	0	0	0
<b>Total Expenditures</b>			<b>0</b>	<b>0</b>	<b>0</b>	<b>0</b>	<b>0</b>	<b>0</b>	<b>0</b>	<b>0</b>
<b>Excess of Revenues Over / (Under) Expenditures</b>			<b>0</b>	<b>0</b>	<b>0</b>	<b>0</b>	<b>0</b>	<b>0</b>	<b>0</b>	<b>0</b>
<b>Other Financing Sources / (Uses):</b>										
	Other Financing Uses									
	910	Transfers Out	0	0	0	0	(72)	0	0	0
<b>Total Other Financing Sources / (Uses)</b>			<b>0</b>	<b>0</b>	<b>0</b>	<b>0</b>	<b>(72)</b>	<b>0</b>	<b>0</b>	<b>0</b>
<b>Net Change in Fund Balance</b>			<b>0</b>	<b>0</b>	<b>0</b>	<b>0</b>	<b>(72)</b>	<b>0</b>	<b>0</b>	<b>0</b>
Cash Balance at Beginning of Fiscal Year			72	72	72	72	72	0	0	0
Cash Balance at End of Fiscal Year			72	72	72	72	0	0	0	0
Year End Encumbrances Appropriated			0	0	0	0	0	0	0	0
<b>Unencumbered Fund Balance at End of Fiscal Year</b>			<b>\$72</b>	<b>\$72</b>	<b>\$72</b>	<b>\$72</b>	<b>\$0</b>	<b>\$0</b>	<b>\$0</b>	<b>\$0</b>

**STRONGSVILLE CITY SCHOOL DISTRICT**

**CUYAHOGA COUNTY, OH**

*STUDENT MANAGED ACTIVITY - DEPARTMENTAL STATEMENT OF REVENUES AND EXPENDITURES (LEVEL 4 FINANCIALS)*

*FY 2013 ACTUAL THROUGH PROJECTION TO FY 2020*

**STUDENT MANAGED ACTIVITY BUDGET CENTER: STUDENT COUNCIL DRAKE ELEMENTARY - 9240**

Function	Object	Description	Fiscal Year 2013 Actual	Fiscal Year 2014 Actual	Fiscal Year 2015 Actual	Fiscal Year 2016 Actual	Fiscal Year 2017 Budget	Fiscal Year 2018 Projection	Fiscal Year 2019 Projection	Fiscal Year 2020 Projection
<b>Revenues:</b>										
		<b>From Local Sources:</b>								
		Extracurricular	\$20,804	\$18,108	\$18,633	\$10,789	\$0	\$0	\$0	\$0
<b>Total Revenues</b>			<b>20,804</b>	<b>18,108</b>	<b>18,633</b>	<b>10,789</b>	<b>0</b>	<b>0</b>	<b>0</b>	<b>0</b>
<i>Extracurricular Activities</i>										
		<i>Purchase Services</i>								
	490	Other Purchased Services	0	0	0	7,089	0	0	0	0
		<i>Supplies and Materials</i>								
	560	Food	0	0	0	80	0	0	0	0
		<i>Other Objects</i>								
	891	Student Activity Payments	18,458	14,243	17,345	8,225	0	0	0	0
<b>Total Expenditures</b>			<b>18,458</b>	<b>14,243</b>	<b>17,345</b>	<b>15,394</b>	<b>0</b>	<b>0</b>	<b>0</b>	<b>0</b>
<b>Excess of Revenues Over / (Under) Expenditures</b>			<b>2,346</b>	<b>3,865</b>	<b>1,288</b>	<b>(4,605)</b>	<b>0</b>	<b>0</b>	<b>0</b>	<b>0</b>
<b>Other Financing Sources / (Uses):</b>										
		<i>Other Financing Uses</i>								
	910	Transfers Out	0	0	0	0	(20,427)	0	0	0
<b>Net Change in Fund Balance</b>			<b>2,346</b>	<b>3,865</b>	<b>1,288</b>	<b>(4,605)</b>	<b>(20,427)</b>	<b>0</b>	<b>0</b>	<b>0</b>
Cash Balance at Beginning of Fiscal Year			17,533	19,879	23,744	25,032	20,427	0	0	0
Cash Balance at End of Fiscal Year			19,879	23,744	25,032	20,427	0	0	0	0
Year End Encumbrances Appropriated			0	1,860	0	0	0	0	0	0
<b>Unencumbered Fund Balance at End of Fiscal Year</b>			<b>\$19,879</b>	<b>\$21,884</b>	<b>\$25,032</b>	<b>\$20,427</b>	<b>\$0</b>	<b>\$0</b>	<b>\$0</b>	<b>\$0</b>

**STRONGSVILLE CITY SCHOOL DISTRICT**

**CUYAHOGA COUNTY, OH**

**STUDENT MANAGED ACTIVITY - DEPARTMENTAL STATEMENT OF REVENUES AND EXPENDITURES (LEVEL 4 FINANCIALS)**

**FY 2013 ACTUAL THROUGH PROJECTION TO FY 2020**

**STUDENT MANAGED ACTIVITY BUDGET CENTER: STUDENT COUNCIL MURASKI ELEMENTARY - 9241**

Function	Object	Description	Fiscal Year 2013 Actual	Fiscal Year 2014 Actual	Fiscal Year 2015 Actual	Fiscal Year 2016 Actual	Fiscal Year 2017 Budget	Fiscal Year 2018 Projection	Fiscal Year 2019 Projection	Fiscal Year 2020 Projection
<b>Revenues:</b>										
		<b>From Local Sources:</b>								
		Extracurricular	\$0	\$3,917	\$1,943	\$653	\$1,000	\$1,000	\$1,000	\$1,000
		Other Local Revenues	0	0	0	0	500	500	500	500
<b>Total Revenues</b>			<b>0</b>	<b>3,917</b>	<b>1,943</b>	<b>653</b>	<b>1,500</b>	<b>1,500</b>	<b>1,500</b>	<b>1,500</b>
<b>Extracurricular Activities</b>										
		<b>Purchase Services</b>								
	490	Other Purchased Services	0	0	0	0	500	500	500	500
		<b>Supplies and Materials</b>								
	510	General Supplies	0	0	0	0	500	500	500	500
		<b>Capital Outlay</b>								
	640	Equipment	0	0	0	0	500	500	0	0
		<b>Other Objects</b>								
	881	Scholarships	0	0	0	500	500	500	500	500
	891	Student Activity Payments	500	4,222	2,306	575	5,500	5,500	277	0
		<b>Total Other Objects</b>	<b>500</b>	<b>4,222</b>	<b>2,306</b>	<b>1,075</b>	<b>6,000</b>	<b>6,000</b>	<b>777</b>	<b>500</b>
<b>Total Expenditures</b>			<b>500</b>	<b>4,222</b>	<b>2,306</b>	<b>1,075</b>	<b>7,500</b>	<b>7,500</b>	<b>1,777</b>	<b>1,500</b>
<b>Excess of Revenues Over / (Under) Expenditures</b>			<b>(500)</b>	<b>(305)</b>	<b>(363)</b>	<b>(422)</b>	<b>(6,000)</b>	<b>(6,000)</b>	<b>(277)</b>	<b>0</b>
<b>Other Financing Sources / (Uses):</b>										
		<b>Other Financing Uses</b>								
	911	Transfers In	0	0	0	129	5,924	0	0	0
<b>Net Change in Fund Balance</b>			<b>(500)</b>	<b>(305)</b>	<b>(363)</b>	<b>(293)</b>	<b>(76)</b>	<b>(6,000)</b>	<b>(277)</b>	<b>0</b>
<b>Cash Balance at Beginning of Fiscal Year</b>			<b>3,738</b>	<b>3,238</b>	<b>2,933</b>	<b>2,570</b>	<b>2,277</b>	<b>2,201</b>	<b>(3,799)</b>	<b>(4,076)</b>
<b>Cash Balance at End of Fiscal Year</b>			<b>3,238</b>	<b>2,933</b>	<b>2,570</b>	<b>2,277</b>	<b>2,201</b>	<b>(3,799)</b>	<b>(4,076)</b>	<b>(4,076)</b>
<b>Year End Encumbrances Appropriated</b>			<b>0</b>	<b>0</b>	<b>0</b>	<b>0</b>	<b>0</b>	<b>0</b>	<b>0</b>	<b>0</b>
<b>Unencumbered Fund Balance at End of Fiscal Year</b>			<b>\$3,238</b>	<b>\$2,933</b>	<b>\$2,570</b>	<b>\$2,277</b>	<b>\$2,201</b>	<b>(\$3,799)</b>	<b>(\$4,076)</b>	<b>(\$4,076)</b>

**STRONGSVILLE CITY SCHOOL DISTRICT**

*CUYAHOGA COUNTY, OH*

*STUDENT MANAGED ACTIVITY - DEPARTMENTAL STATEMENT OF REVENUES AND EXPENDITURES (LEVEL 4 FINANCIALS)*

*FY 2013 ACTUAL THROUGH PROJECTION TO FY 2020*

*STUDENT MANAGED ACTIVITY BUDGET CENTER: STUDENT COUNCIL KINSNER ELEMENTARY - 9242*

Function	Object	Description	Fiscal Year 2013 Actual	Fiscal Year 2014 Actual	Fiscal Year 2015 Actual	Fiscal Year 2016 Actual	Fiscal Year 2017 Budget	Fiscal Year 2018 Projection	Fiscal Year 2019 Projection	Fiscal Year 2020 Projection
<b>Revenues:</b>										
		<b>From Local Sources:</b>								
		Extracurricular	\$230	\$128	\$900	\$1,434	\$1,500	\$1,500	\$1,500	\$1,500
		Other Local Revenues	0	0	0	0	1,500	1,500	1,500	1,500
<b>Total Revenues</b>			<b>230</b>	<b>128</b>	<b>900</b>	<b>1,434</b>	<b>3,000</b>	<b>3,000</b>	<b>3,000</b>	<b>3,000</b>
<i>Extracurricular Activities</i>										
		<i>Purchase Services</i>								
	490	Other Purchased Services	0	0	0	0	1,000	1,000	1,000	1,000
		<i>Supplies and Materials</i>								
	590	Other Supplies and Materials	0	0	0	0	1,000	1,000	1,000	1,000
		<i>Other Objects</i>								
	891	Student Activity Payments	350	500	458	1,451	1,000	1,000	1,000	1,000
<b>Total Expenditures</b>			<b>350</b>	<b>500</b>	<b>458</b>	<b>1,451</b>	<b>3,000</b>	<b>3,000</b>	<b>3,000</b>	<b>3,000</b>
<b>Excess of Revenues Over / (Under) Expenditures</b>			<b>(120)</b>	<b>(372)</b>	<b>442</b>	<b>(17)</b>	<b>0</b>	<b>0</b>	<b>0</b>	<b>0</b>
<b>Other Financing Sources / (Uses):</b>										
		<i>Other Financing Uses</i>								
	911	Transfers In	0	0	0	186	0	0	0	0
<b>Net Change in Fund Balance</b>			<b>(120)</b>	<b>(372)</b>	<b>442</b>	<b>169</b>	<b>0</b>	<b>0</b>	<b>0</b>	<b>0</b>
Cash Balance at Beginning of Fiscal Year			1,085	965	593	1,035	1,204	1,204	1,204	1,204
Cash Balance at End of Fiscal Year			965	593	1,035	1,204	1,204	1,204	1,204	1,204
Year End Encumbrances Appropriated			0	0	0	0	0	0	0	0
<b>Unencumbered Fund Balance at End of Fiscal Year</b>			<b>\$965</b>	<b>\$593</b>	<b>\$1,035</b>	<b>\$1,204</b>	<b>\$1,204</b>	<b>\$1,204</b>	<b>\$1,204</b>	<b>\$1,204</b>

**STRONGSVILLE CITY SCHOOL DISTRICT**

**CUYAHOGA COUNTY, OH**

*STUDENT MANAGED ACTIVITY - DEPARTMENTAL STATEMENT OF REVENUES AND EXPENDITURES (LEVEL 4 FINANCIALS)*

*FY 2013 ACTUAL THROUGH PROJECTION TO FY 2020*

**STUDENT MANAGED ACTIVITY BUDGET CENTER: STUDENT COUNCIL WHITNEY ELEMENTARY - 9341**

Function	Object	Description	Fiscal Year 2013 Actual	Fiscal Year 2014 Actual	Fiscal Year 2015 Actual	Fiscal Year 2016 Actual	Fiscal Year 2017 Budget	Fiscal Year 2018 Projection	Fiscal Year 2019 Projection	Fiscal Year 2020 Projection
<b>Revenues:</b>										
		<b>From Local Sources:</b>								
		Extracurricular	\$0	\$96	\$0	\$0	\$200	\$200	\$200	\$200
		Other Local Revenues	0	0	0	0	500	500	500	500
<b>Total Revenues</b>			<b>0</b>	<b>96</b>	<b>0</b>	<b>0</b>	<b>700</b>	<b>700</b>	<b>700</b>	<b>700</b>
<i>Extracurricular Activities</i>										
		<i>Purchase Services</i>								
	490	Other Purchased Services	0	0	0	0	3,000	0	0	0
		<i>Supplies and Materials</i>								
	511	Instructional Supplies	0	0	0	0	3,000	0	0	0
		<i>Other Objects</i>								
	889	Other Awards and Prizes	0	0	0	0	3,200	200	200	200
	891	Student Activity Payments	0	0	0	0	4,200	500	500	500
		<i>Total Other Objects</i>	<i>0</i>	<i>0</i>	<i>0</i>	<i>0</i>	<i>7,400</i>	<i>700</i>	<i>700</i>	<i>700</i>
<b>Total Expenditures</b>			<b>0</b>	<b>0</b>	<b>0</b>	<b>0</b>	<b>13,400</b>	<b>700</b>	<b>700</b>	<b>700</b>
<b>Excess of Revenues Over / (Under) Expenditures</b>			<b>0</b>	<b>96</b>	<b>0</b>	<b>0</b>	<b>(12,700)</b>	<b>0</b>	<b>0</b>	<b>0</b>
<b>Other Financing Sources / (Uses):</b>										
		<i>Other Financing Uses</i>								
	911	Transfers In	0	0	0	0	14,575	0	0	0
<b>Total Other Financing Sources / (Uses)</b>			<b>0</b>	<b>0</b>	<b>0</b>	<b>0</b>	<b>14,575</b>	<b>0</b>	<b>0</b>	<b>0</b>
<b>Net Change in Fund Balance</b>			<b>0</b>	<b>96</b>	<b>0</b>	<b>0</b>	<b>1,875</b>	<b>0</b>	<b>0</b>	<b>0</b>
Cash Balance at Beginning of Fiscal Year			0	0	96	96	96	1,971	1,971	1,971
Cash Balance at End of Fiscal Year			0	96	96	96	1,971	1,971	1,971	1,971
Year End Encumbrances Appropriated			0	0	0	0	0	0	0	0
<b>Unencumbered Fund Balance at End of Fiscal Year</b>			<b>\$0</b>	<b>\$96</b>	<b>\$96</b>	<b>\$96</b>	<b>\$1,971</b>	<b>\$1,971</b>	<b>\$1,971</b>	<b>\$1,971</b>

**STRONGSVILLE CITY SCHOOL DISTRICT**

*CUYAHOGA COUNTY, OH*

*STUDENT MANAGED ACTIVITY - DEPARTMENTAL STATEMENT OF REVENUES AND EXPENDITURES (LEVEL 4 FINANCIALS)*

*FY 2013 ACTUAL THROUGH PROJECTION TO FY 2020*

*STUDENT MANAGED ACTIVITY BUDGET CENTER: STUDENT COUNCIL ZELLERS ELEMENTARY - 9342*

Function	Object	Description	Fiscal Year 2013 Actual	Fiscal Year 2014 Actual	Fiscal Year 2015 Actual	Fiscal Year 2016 Actual	Fiscal Year 2017 Budget	Fiscal Year 2018 Projection	Fiscal Year 2019 Projection	Fiscal Year 2020 Projection
<b>Revenues:</b>										
		<b>From Local Sources:</b>								
		Extracurricular	\$0	\$0	\$0	\$0	\$0	\$0	\$0	\$0
<b>Total Revenues</b>			<b>0</b>	<b>0</b>	<b>0</b>	<b>0</b>	<b>0</b>	<b>0</b>	<b>0</b>	<b>0</b>
<i>Extracurricular Activities</i>										
		<i>Capital Outlay</i>								
	640	Equipment	0	0	989	0	0	0	0	0
		<i>Other Objects</i>								
	891	Student Activity Payments	0	0	2,758	0	0	0	0	0
<b>Total Expenditures</b>			<b>0</b>	<b>0</b>	<b>3,747</b>	<b>0</b>	<b>0</b>	<b>0</b>	<b>0</b>	<b>0</b>
<b>Excess of Revenues Over / (Under) Expenditures</b>			<b>0</b>	<b>0</b>	<b>(3,747)</b>	<b>0</b>	<b>0</b>	<b>0</b>	<b>0</b>	<b>0</b>
<b>Other Financing Sources / (Uses):</b>										
		<i>Other Financing Uses</i>								
	911	Transfers In	0	0	0	(357)	0	0	0	0
<b>Net Change in Fund Balance</b>			<b>0</b>	<b>0</b>	<b>(3,747)</b>	<b>(357)</b>	<b>0</b>	<b>0</b>	<b>0</b>	<b>0</b>
Cash Balance at Beginning of Fiscal Year			4,104	4,104	4,104	357	0	0	0	0
Cash Balance at End of Fiscal Year			4,104	4,104	357	0	0	0	0	0
Year End Encumbrances Appropriated			0	0	0	0	0	0	0	0
<b>Unencumbered Fund Balance at End of Fiscal Year</b>			<b>\$4,104</b>	<b>\$4,104</b>	<b>\$357</b>	<b>\$0</b>	<b>\$0</b>	<b>\$0</b>	<b>\$0</b>	<b>\$0</b>

**STRONGSVILLE CITY SCHOOL DISTRICT**

**CUYAHOGA COUNTY, OH**

**STUDENT MANAGED ACTIVITY - DEPARTMENTAL STATEMENT OF REVENUES AND EXPENDITURES (LEVEL 4 FINANCIALS)**

**FY 2013 ACTUAL THROUGH PROJECTION TO FY 2020**

**STUDENT MANAGED ACTIVITY BUDGET CENTER: STUDENT COUNCIL STRONGSVILLE MIDDLE SCHOOL - 9641**

Function	Object	Description	Fiscal Year 2013 Actual	Fiscal Year 2014 Actual	Fiscal Year 2015 Actual	Fiscal Year 2016 Actual	Fiscal Year 2017 Budget	Fiscal Year 2018 Projection	Fiscal Year 2019 Projection	Fiscal Year 2020 Projection
<b>Revenues:</b>										
		<b>From Local Sources:</b>								
		Extracurricular	\$0	\$0	\$0	\$0	\$8,550	\$8,550	\$8,550	\$8,550
		Other Local Revenues	0	0	0	0	2,000	2,000	2,000	2,000
<b>Total Revenues</b>			<b>0</b>	<b>0</b>	<b>0</b>	<b>0</b>	<b>10,550</b>	<b>10,550</b>	<b>10,550</b>	<b>10,550</b>
<b>Extracurricular Activities</b>										
		<b>Purchase Services</b>								
	490	Other Purchased Services	0	0	0	0	4,000	4,000	4,000	4,000
		<b>Supplies and Materials</b>								
	510	General Supplies	0	0	0	0	1,000	1,000	1,000	1,000
	560	Food	0	0	0	0	1,000	500	500	500
	590	Other Supplies and Materials	0	0	0	0	2,000	550	550	550
		<b>Total Materials and Supplies</b>	<b>0</b>	<b>0</b>	<b>0</b>	<b>0</b>	<b>4,000</b>	<b>2,050</b>	<b>2,050</b>	<b>2,050</b>
		<b>Capital Outlay</b>								
	640	Equipment	0	0	0	0	3,000	3,000	3,000	3,000
		<b>Other Objects</b>								
	881	Scholarships	0	0	0	0	500	500	500	500
	883	Mememrials	0	0	0	0	500	500	500	500
	889	Other Awards and Prizes	0	0	0	0	500	500	500	500
	891	Student Activity Payments	0	0	0	0	1,841	0	0	0
		<b>Total Other Objects</b>	<b>0</b>	<b>0</b>	<b>0</b>	<b>0</b>	<b>3,341</b>	<b>1,500</b>	<b>1,500</b>	<b>1,500</b>
<b>Total Expenditures</b>			<b>0</b>	<b>0</b>	<b>0</b>	<b>0</b>	<b>14,341</b>	<b>10,550</b>	<b>10,550</b>	<b>10,550</b>
<b>Excess of Revenues Over / (Under) Ependitures</b>			<b>0</b>	<b>0</b>	<b>0</b>	<b>0</b>	<b>(3,791)</b>	<b>0</b>	<b>0</b>	<b>0</b>
<b>Other Financing Sources / (Uses):</b>										
		<b>Other Financing Uses</b>								
	911	Transfers In	0	0	0	0	4,838	0	0	0
<b>Net Change in Fund Balance</b>			<b>0</b>	<b>0</b>	<b>0</b>	<b>0</b>	<b>1,047</b>	<b>0</b>	<b>0</b>	<b>0</b>
<b>Cash Balance at Beginning of Fiscal Year</b>			0	0	0	0	0	1,047	1,047	1,047
<b>Cash Balance at End of Fiscal Year</b>			0	0	0	0	1,047	1,047	1,047	1,047
<b>Year End Encumbrances Appropriated</b>			0	0	0	0	0	0	0	0
<b>Unencumbered Fund Balance at End of Fiscal Year</b>			<b>\$0</b>	<b>\$0</b>	<b>\$0</b>	<b>\$0</b>	<b>\$1,047</b>	<b>\$1,047</b>	<b>\$1,047</b>	<b>\$1,047</b>

**STRONGSVILLE CITY SCHOOL DISTRICT**

*CUYAHOGA COUNTY, OH*

*STUDENT MANAGED ACTIVITY - DEPARTMENTAL STATEMENT OF REVENUES AND EXPENDITURES (LEVEL 4 FINANCIALS)*

*FY 2013 ACTUAL THROUGH PROJECTION TO FY 2020*

*STUDENT MANAGED ACTIVITY BUDGET CENTER: GUIDANCE CLUB STRONGSVILLE MIDDLE SCHOOL - 9645*

Function	Object	Description	Fiscal Year 2013 Actual	Fiscal Year 2014 Actual	Fiscal Year 2015 Actual	Fiscal Year 2016 Actual	Fiscal Year 2017 Budget	Fiscal Year 2018 Projection	Fiscal Year 2019 Projection	Fiscal Year 2020 Projection
<b>Revenues:</b>										
		<b>From Local Sources:</b>								
		Extracurricular	\$0	\$0	\$0	\$0	\$500	\$500	\$500	\$500
		Other Local Revenues	0	0	0	0	500	500	500	500
<b>Total Revenues</b>			<b>0</b>	<b>0</b>	<b>0</b>	<b>0</b>	<b>1,000</b>	<b>1,000</b>	<b>1,000</b>	<b>1,000</b>
<i>Extracurricular Activities</i>										
		<i>Purchase Services</i>								
	490	Other Purchased Services	0	0	0	0	150	150	150	150
		<i>Supplies and Materials</i>								
	510	General Supplies	0	0	0	0	150	150	150	150
	560	Food	0	0	0	0	200	200	200	200
	590	Other Supplies and Materials	0	0	0	0	100	100	100	100
		<i>Total Materials and Supplies</i>	<i>0</i>	<i>0</i>	<i>0</i>	<i>0</i>	<i>450</i>	<i>450</i>	<i>450</i>	<i>450</i>
		<i>Other Objects</i>								
	881	Scholarships	0	0	0	0	0	0	0	0
	883	Mememrials	0	0	0	0	150	150	150	150
	889	Other Awards and Prizes	0	0	0	0	150	150	150	150
	891	Student Activity Payments	0	0	0	0	273	100	100	100
		<i>Total Other Objects</i>	<i>0</i>	<i>0</i>	<i>0</i>	<i>0</i>	<i>573</i>	<i>400</i>	<i>400</i>	<i>400</i>
<b>Total Expenditures</b>			<b>0</b>	<b>0</b>	<b>0</b>	<b>0</b>	<b>1,173</b>	<b>1,000</b>	<b>1,000</b>	<b>1,000</b>
<b>Excess of Revenues Over / (Under) Ependitures</b>			<b>0</b>	<b>0</b>	<b>0</b>	<b>0</b>	<b>(173)</b>	<b>0</b>	<b>0</b>	<b>0</b>
<b>Other Financing Sources / (Uses):</b>										
		<i>Other Financing Uses</i>								
	911	Transfers In	0	0	0	0	173	0	0	0
<b>Net Change in Fund Balance</b>			<b>0</b>	<b>0</b>	<b>0</b>	<b>0</b>	<b>0</b>	<b>0</b>	<b>0</b>	<b>0</b>
Cash Balance at Beginning of Fiscal Year			0	0	0	0	0	0	0	0
Cash Balance at End of Fiscal Year			0	0	0	0	0	0	0	0
Year End Encumbrances Appropriated			0	0	0	0	0	0	0	0
<b>Unencumbered Fund Balance at End of Fiscal Year</b>			<b>\$0</b>	<b>\$0</b>	<b>\$0</b>	<b>\$0</b>	<b>\$0</b>	<b>\$0</b>	<b>\$0</b>	<b>\$0</b>



**STRONGSVILLE CITY SCHOOL DISTRICT**

*CUYAHOGA COUNTY, OH*

*STUDENT MANAGED ACTIVITY - DEPARTMENTAL STATEMENT OF REVENUES AND EXPENDITURES (LEVEL 4 FINANCIALS)*

*FY 2013 ACTUAL THROUGH PROJECTION TO FY 2020*

*STUDENT MANAGED ACTIVITY BUDGET CENTER: CD/MD CLASSROOM STRONGSVILLE MIDDLE SCHOOL - 9670*

Function	Object	Description	Fiscal Year 2013 Actual	Fiscal Year 2014 Actual	Fiscal Year 2015 Actual	Fiscal Year 2016 Actual	Fiscal Year 2017 Budget	Fiscal Year 2018 Projection	Fiscal Year 2019 Projection	Fiscal Year 2020 Projection
<b>Revenues:</b>										
		<b>From Local Sources:</b>								
		Extracurricular	\$0	\$0	\$0	\$0	\$500	\$500	\$500	\$500
		Other Local Revenues	0	0	0	0	500	500	500	500
<b>Total Revenues</b>			<b>0</b>	<b>0</b>	<b>0</b>	<b>0</b>	<b>1,000</b>	<b>1,000</b>	<b>1,000</b>	<b>1,000</b>
<i>Extracurricular Activities</i>										
		<i>Purchase Services</i>								
	490	Other Purchased Services	0	0	0	0	500	500	500	500
		<i>Supplies and Materials</i>								
	590	Other Supplies and Materials	0	0	0	0	200	200	200	200
		<i>Capital Outlay</i>								
	640	Equipment	0	0	0	0	500	300	300	300
		<i>Other Objects</i>								
	891	Student Activity Payments	0	0	0	0	1,553	0	0	0
<b>Total Expenditures</b>			<b>0</b>	<b>0</b>	<b>0</b>	<b>0</b>	<b>2,753</b>	<b>1,000</b>	<b>1,000</b>	<b>1,000</b>
<b>Excess of Revenues Over / (Under) Expenditures</b>			<b>0</b>	<b>0</b>	<b>0</b>	<b>0</b>	<b>(1,753)</b>	<b>0</b>	<b>0</b>	<b>0</b>
<b>Other Financing Sources / (Uses):</b>										
		<i>Other Financing Uses</i>								
	911	Transfers In	0	0	0	0	1,753	0	0	0
<b>Net Change in Fund Balance</b>			<b>0</b>	<b>0</b>	<b>0</b>	<b>0</b>	<b>0</b>	<b>0</b>	<b>0</b>	<b>0</b>
Cash Balance at Beginning of Fiscal Year			0	0	0	0	0	0	0	0
Cash Balance at End of Fiscal Year			0	0	0	0	0	0	0	0
Year End Encumbrances Appropriated			0	0	0	0	0	0	0	0
<b>Unencumbered Fund Balance at End of Fiscal Year</b>			<b>\$0</b>	<b>\$0</b>	<b>\$0</b>	<b>\$0</b>	<b>\$0</b>	<b>\$0</b>	<b>\$0</b>	<b>\$0</b>

**STRONGSVILLE CITY SCHOOL DISTRICT**

*CUYAHOGA COUNTY, OH*

*STUDENT MANAGED ACTIVITY - DEPARTMENTAL STATEMENT OF REVENUES AND EXPENDITURES (LEVEL 4 FINANCIALS)*

*FY 2013 ACTUAL THROUGH PROJECTION TO FY 2020*

*STUDENT MANAGED ACTIVITY BUDGET CENTER: BAND FUND ALBION MIDDLE SCHOOL - 9734*

Function	Object	Description	Fiscal Year 2013 Actual	Fiscal Year 2014 Actual	Fiscal Year 2015 Actual	Fiscal Year 2016 Actual	Fiscal Year 2017 Budget	Fiscal Year 2018 Projection	Fiscal Year 2019 Projection	Fiscal Year 2020 Projection
<b>Revenues:</b>										
		<b>From Local Sources:</b>								
		Extracurricular	\$2,014	\$15,096	\$0	\$0	\$0	\$0	\$0	\$0
<b>Total Revenues</b>			<b>2,014</b>	<b>15,096</b>	<b>0</b>	<b>0</b>	<b>0</b>	<b>0</b>	<b>0</b>	<b>0</b>
<i>Extracurricular Activities</i>										
		<i>Other Objects</i>								
	891	Student Activity Payments	4,097	10,882	0	0	0	0	0	0
<b>Total Expenditures</b>			<b>4,097</b>	<b>10,882</b>	<b>0</b>	<b>0</b>	<b>0</b>	<b>0</b>	<b>0</b>	<b>0</b>
<b>Excess of Revenues Over / (Under) Expenditures</b>			<b>(2,083)</b>	<b>4,214</b>	<b>0</b>	<b>0</b>	<b>0</b>	<b>0</b>	<b>0</b>	<b>0</b>
<b>Other Financing Sources / (Uses):</b>										
		<i>Other Financing Uses</i>								
	910	Transfers Out	0	(8,467)	0	0	0	0	0	0
<b>Net Change in Fund Balance</b>			<b>(2,083)</b>	<b>(4,253)</b>	<b>0</b>	<b>0</b>	<b>0</b>	<b>0</b>	<b>0</b>	<b>0</b>
Cash Balance at Beginning of Fiscal Year			6,336	4,253	0	0	0	0	0	0
Cash Balance at End of Fiscal Year			4,253	0	0	0	0	0	0	0
Year End Encumbrances Appropriated			0	0	0	0	0	0	0	0
<b>Unencumbered Fund Balance at End of Fiscal Year</b>			<b>\$4,253</b>	<b>\$0</b>	<b>\$0</b>	<b>\$0</b>	<b>\$0</b>	<b>\$0</b>	<b>\$0</b>	<b>\$0</b>

**STRONGSVILLE CITY SCHOOL DISTRICT**

*CUYAHOGA COUNTY, OH*

*STUDENT MANAGED ACTIVITY - DEPARTMENTAL STATEMENT OF REVENUES AND EXPENDITURES (LEVEL 4 FINANCIALS)*

*FY 2013 ACTUAL THROUGH PROJECTION TO FY 2020*

*STUDENT MANAGED ACTIVITY BUDGET CENTER: VOCAL MUSIC FUND ALBION MIDDLE SCHOOL - 9737*

Function	Object	Description	Fiscal Year 2013 Actual	Fiscal Year 2014 Actual	Fiscal Year 2015 Actual	Fiscal Year 2016 Actual	Fiscal Year 2017 Budget	Fiscal Year 2018 Projection	Fiscal Year 2019 Projection	Fiscal Year 2020 Projection
<b>Revenues:</b>										
		<b>From Local Sources:</b>								
		Extracurricular	\$25,387	\$379	\$0	\$0	\$0	\$0	\$0	\$0
<b>Total Revenues</b>			<b>25,387</b>	<b>379</b>	<b>0</b>	<b>0</b>	<b>0</b>	<b>0</b>	<b>0</b>	<b>0</b>
<i>Extracurricular Activities</i>										
		<i>Other Objects</i>								
	891	Student Activity Payments	17,413	5,793	0	0	0	0	0	0
<b>Total Expenditures</b>			<b>17,413</b>	<b>5,793</b>	<b>0</b>	<b>0</b>	<b>0</b>	<b>0</b>	<b>0</b>	<b>0</b>
<b>Excess of Revenues Over / (Under) Expenditures</b>			<b>7,974</b>	<b>(5,414)</b>	<b>0</b>	<b>0</b>	<b>0</b>	<b>0</b>	<b>0</b>	<b>0</b>
<b>Other Financing Sources / (Uses):</b>										
		<i>Other Financing Uses</i>								
	910	Transfers Out	0	(3,372)	0	0	0	0	0	0
<b>Net Change in Fund Balance</b>			<b>7,974</b>	<b>(8,786)</b>	<b>0</b>	<b>0</b>	<b>0</b>	<b>0</b>	<b>0</b>	<b>0</b>
Cash Balance at Beginning of Fiscal Year			812	8,786	0	0	0	0	0	0
Cash Balance at End of Fiscal Year			8,786	0	0	0	0	0	0	0
Year End Encumbrances Appropriated			0	0	0	0	0	0	0	0
<b>Unencumbered Fund Balance at End of Fiscal Year</b>			<b>\$8,786</b>	<b>\$0</b>	<b>\$0</b>	<b>\$0</b>	<b>\$0</b>	<b>\$0</b>	<b>\$0</b>	<b>\$0</b>

**STRONGSVILLE CITY SCHOOL DISTRICT**

**CUYAHOGA COUNTY, OH**

*STUDENT MANAGED ACTIVITY - DEPARTMENTAL STATEMENT OF REVENUES AND EXPENDITURES (LEVEL 4 FINANCIALS)*

*FY 2013 ACTUAL THROUGH PROJECTION TO FY 2020*

**STUDENT MANAGED ACTIVITY BUDGET CENTER: STUDENT COUNCIL ALBION MIDDLE SCHOOL - 9741**

Function	Object	Description	Fiscal Year 2013 Actual	Fiscal Year 2014 Actual	Fiscal Year 2015 Actual	Fiscal Year 2016 Actual	Fiscal Year 2017 Budget	Fiscal Year 2018 Projection	Fiscal Year 2019 Projection	Fiscal Year 2020 Projection
<b>Revenues:</b>										
		<b>From Local Sources:</b>								
		Extracurricular	\$5,531	\$11,000	\$4,567	\$3,215	\$0	\$0	\$0	\$0
<b>Total Revenues</b>			<b>5,531</b>	<b>11,000</b>	<b>4,567</b>	<b>3,215</b>	<b>0</b>	<b>0</b>	<b>0</b>	<b>0</b>
<i>Extracurricular Activities</i>										
		<i>Purchase Services</i>								
	490	Other Purchased Services	0	0	0	3,851	0	0	0	0
		<i>Supplies and Materials</i>								
	560	Food	0	0	0	808	0	0	0	0
		<i>Other Objects</i>								
	889	Other Awards and Prizes	0	0	0	61	0	0	0	0
	891	Student Activity Payments	3,415	10,017	3,978	629	0	0	0	0
		<b>Total Other Objects</b>	<b>3,415</b>	<b>10,017</b>	<b>3,978</b>	<b>690</b>	<b>0</b>	<b>0</b>	<b>0</b>	<b>0</b>
<b>Total Expenditures</b>			<b>3,415</b>	<b>10,017</b>	<b>3,978</b>	<b>5,349</b>	<b>0</b>	<b>0</b>	<b>0</b>	<b>0</b>
<b>Excess of Revenues Over / (Under) Expenditures</b>			<b>2,116</b>	<b>983</b>	<b>589</b>	<b>(2,134)</b>	<b>0</b>	<b>0</b>	<b>0</b>	<b>0</b>
<b>Other Financing Sources / (Uses):</b>										
		<i>Other Financing Uses</i>								
	910	Transfers Out	0	0	0	0	(4,181)	0	0	0
<b>Net Change in Fund Balance</b>			<b>2,116</b>	<b>983</b>	<b>589</b>	<b>(2,134)</b>	<b>(4,181)</b>	<b>0</b>	<b>0</b>	<b>0</b>
<b>Cash Balance at Beginning of Fiscal Year</b>			<b>2,627</b>	<b>4,743</b>	<b>5,726</b>	<b>6,315</b>	<b>4,181</b>	<b>0</b>	<b>0</b>	<b>0</b>
<b>Cash Balance at End of Fiscal Year</b>			<b>4,743</b>	<b>5,726</b>	<b>6,315</b>	<b>4,181</b>	<b>0</b>	<b>0</b>	<b>0</b>	<b>0</b>
<b>Year End Encumbrances Appropriated</b>			<b>0</b>	<b>0</b>	<b>0</b>	<b>0</b>	<b>0</b>	<b>0</b>	<b>0</b>	<b>0</b>
<b>Unencumbered Fund Balance at End of Fiscal Year</b>			<b>\$4,743</b>	<b>\$5,726</b>	<b>\$6,315</b>	<b>\$4,181</b>	<b>\$0</b>	<b>\$0</b>	<b>\$0</b>	<b>\$0</b>

**STRONGSVILLE CITY SCHOOL DISTRICT**

*CUYAHOGA COUNTY, OH*

*STUDENT MANAGED ACTIVITY - DEPARTMENTAL STATEMENT OF REVENUES AND EXPENDITURES (LEVEL 4 FINANCIALS)*

*FY 2013 ACTUAL THROUGH PROJECTION TO FY 2020*

*STUDENT MANAGED ACTIVITY BUDGET CENTER: GUIDANCE CLUB ALBION MIDDLE SCHOOL - 9745*

Function	Object	Description	Fiscal Year 2013 Actual	Fiscal Year 2014 Actual	Fiscal Year 2015 Actual	Fiscal Year 2016 Actual	Fiscal Year 2017 Budget	Fiscal Year 2018 Projection	Fiscal Year 2019 Projection	Fiscal Year 2020 Projection
<b>Revenues:</b>										
		<b>From Local Sources:</b>								
		Extracurricular	\$418	\$0	\$39	\$0	\$0	\$0	\$0	\$0
<b>Total Revenues</b>			<b>418</b>	<b>0</b>	<b>39</b>	<b>0</b>	<b>0</b>	<b>0</b>	<b>0</b>	<b>0</b>
<i>Extracurricular Activities</i>										
		<i>Purchase Services</i>								
	490	Other Purchased Services	0	0	0	100	0	0	0	0
		<i>Other Objects</i>								
	891	Student Activity Payments	418	0	0	0	0	0	0	0
<b>Total Expenditures</b>			<b>418</b>	<b>0</b>	<b>0</b>	<b>100</b>	<b>0</b>	<b>0</b>	<b>0</b>	<b>0</b>
<b>Excess of Revenues Over / (Under) Expenditures</b>			<b>0</b>	<b>0</b>	<b>39</b>	<b>(100)</b>	<b>0</b>	<b>0</b>	<b>0</b>	<b>0</b>
<b>Other Financing Sources / (Uses):</b>										
		<i>Other Financing Uses</i>								
	910	Transfers Out	0	0	0	0	(173)	0	0	0
<b>Net Change in Fund Balance</b>			<b>0</b>	<b>0</b>	<b>39</b>	<b>(100)</b>	<b>(173)</b>	<b>0</b>	<b>0</b>	<b>0</b>
Cash Balance at Beginning of Fiscal Year			234	234	234	273	173	0	0	0
Cash Balance at End of Fiscal Year			234	234	273	173	0	0	0	0
Year End Encumbrances Appropriated			0	0	0	0	0	0	0	0
<b>Unencumbered Fund Balance at End of Fiscal Year</b>			<b>\$234</b>	<b>\$234</b>	<b>\$273</b>	<b>\$173</b>	<b>\$0</b>	<b>\$0</b>	<b>\$0</b>	<b>\$0</b>

**STRONGSVILLE CITY SCHOOL DISTRICT**

*CUYAHOGA COUNTY, OH*

*STUDENT MANAGED ACTIVITY - DEPARTMENTAL STATEMENT OF REVENUES AND EXPENDITURES (LEVEL 4 FINANCIALS)*

*FY 2013 ACTUAL THROUGH PROJECTION TO FY 2020*

*STUDENT MANAGED ACTIVITY BUDGET CENTER: INTERMURALS CLUB ALBION MIDDLE SCHOOL - 9753*

Function	Object	Description	Fiscal Year 2013 Actual	Fiscal Year 2014 Actual	Fiscal Year 2015 Actual	Fiscal Year 2016 Actual	Fiscal Year 2017 Budget	Fiscal Year 2018 Projection	Fiscal Year 2019 Projection	Fiscal Year 2020 Projection
<b>Revenues:</b>										
		<b>From Local Sources:</b>								
		Extracurricular	\$0	\$0	\$0	\$0	\$0	\$0	\$0	\$0
<b>Total Revenues</b>			<b>0</b>	<b>0</b>	<b>0</b>	<b>0</b>	<b>0</b>	<b>0</b>	<b>0</b>	<b>0</b>
<i>Extracurricular Activities</i>										
		<i>Other Objects</i>								
	891	Student Activity Payments	0	0	0	0	0	0	0	0
<b>Total Expenditures</b>			<b>0</b>	<b>0</b>	<b>0</b>	<b>0</b>	<b>0</b>	<b>0</b>	<b>0</b>	<b>0</b>
<b>Excess of Revenues Over / (Under) Expenditures</b>			<b>0</b>	<b>0</b>	<b>0</b>	<b>0</b>	<b>0</b>	<b>0</b>	<b>0</b>	<b>0</b>
<b>Other Financing Sources / (Uses):</b>										
		<i>Other Financing Uses</i>								
	910	Transfers Out	0	(118)	0	0	0	0	0	0
<b>Net Change in Fund Balance</b>			<b>0</b>	<b>(118)</b>	<b>0</b>	<b>0</b>	<b>0</b>	<b>0</b>	<b>0</b>	<b>0</b>
Cash Balance at Beginning of Fiscal Year			118	118	0	0	0	0	0	0
Cash Balance at End of Fiscal Year			118	0	0	0	0	0	0	0
Year End Encumbrances Appropriated			0	0	0	0	0	0	0	0
<b>Unencumbered Fund Balance at End of Fiscal Year</b>			<b>\$118</b>	<b>\$0</b>	<b>\$0</b>	<b>\$0</b>	<b>\$0</b>	<b>\$0</b>	<b>\$0</b>	<b>\$0</b>

**STRONGSVILLE CITY SCHOOL DISTRICT**

*CUYAHOGA COUNTY, OH*

*STUDENT MANAGED ACTIVITY - DEPARTMENTAL STATEMENT OF REVENUES AND EXPENDITURES (LEVEL 4 FINANCIALS)*

*FY 2013 ACTUAL THROUGH PROJECTION TO FY 2020*

*STUDENT MANAGED ACTIVITY BUDGET CENTER: SKI CLUB ALBION MIDDLE SCHOOL - 9755*

Function	Object	Description	Fiscal Year 2013 Actual	Fiscal Year 2014 Actual	Fiscal Year 2015 Actual	Fiscal Year 2016 Actual	Fiscal Year 2017 Budget	Fiscal Year 2018 Projection	Fiscal Year 2019 Projection	Fiscal Year 2020 Projection
<b>Revenues:</b>										
		<b>From Local Sources:</b>								
		Extracurricular	\$2,372	\$3,136	\$0	\$0	\$0	\$0	\$0	\$0
<b>Total Revenues</b>			<b>2,372</b>	<b>3,136</b>	<b>0</b>	<b>0</b>	<b>0</b>	<b>0</b>	<b>0</b>	<b>0</b>
<i>Extracurricular Activities</i>										
		<i>Other Objects</i>								
	891	Student Activity Payments	2,538	3,163	0	0	0	0	0	0
<b>Total Expenditures</b>			<b>2,538</b>	<b>3,163</b>	<b>0</b>	<b>0</b>	<b>0</b>	<b>0</b>	<b>0</b>	<b>0</b>
<b>Excess of Revenues Over / (Under) Expenditures</b>			<b>(166)</b>	<b>(27)</b>	<b>0</b>	<b>0</b>	<b>0</b>	<b>0</b>	<b>0</b>	<b>0</b>
<b>Other Financing Sources / (Uses):</b>										
		<i>Other Financing Uses</i>								
	910	Transfers Out	0	(1,526)	0	0	0	0	0	0
<b>Net Change in Fund Balance</b>			<b>(166)</b>	<b>(1,553)</b>	<b>0</b>	<b>0</b>	<b>0</b>	<b>0</b>	<b>0</b>	<b>0</b>
Cash Balance at Beginning of Fiscal Year			1,719	1,553	0	0	0	0	0	0
Cash Balance at End of Fiscal Year			1,553	0	0	0	0	0	0	0
Year End Encumbrances Appropriated			0	0	0	0	0	0	0	0
<b>Unencumbered Fund Balance at End of Fiscal Year</b>			<b>\$1,553</b>	<b>\$0</b>	<b>\$0</b>	<b>\$0</b>	<b>\$0</b>	<b>\$0</b>	<b>\$0</b>	<b>\$0</b>

**STRONGSVILLE CITY SCHOOL DISTRICT**

**CUYAHOGA COUNTY, OH**

**STUDENT MANAGED ACTIVITY - DEPARTMENTAL STATEMENT OF REVENUES AND EXPENDITURES (LEVEL 4 FINANCIALS)**

**FY 2013 ACTUAL THROUGH PROJECTION TO FY 2020**

**STUDENT MANAGED ACTIVITY BUDGET CENTER- LETTERMAN CLUB ALBION MIDDLE SCHOOL - 9759**

Function	Object	Description	Fiscal Year 2013 Actual	Fiscal Year 2014 Actual	Fiscal Year 2015 Actual	Fiscal Year 2016 Actual	Fiscal Year 2017 Budget	Fiscal Year 2018 Projection	Fiscal Year 2019 Projection	Fiscal Year 2020 Projection
<b>Revenues:</b>										
		<b>From Local Sources:</b>								
		Extracurricular	\$12,497	\$14,028	\$0	\$0	\$0	\$0	\$0	\$0
<b>Total Revenues</b>			<b>12,497</b>	<b>14,028</b>	<b>0</b>	<b>0</b>	<b>0</b>	<b>0</b>	<b>0</b>	<b>0</b>
<i>Extracurricular Activities</i>										
		<i>Salaries:</i>								
	190	Other Salary and Wages	1,475	1,597	0	0	0	0	0	0
		<i>Fringe Benefits</i>								
	221	SERS - Employer's Share	0	109	0	0	0	0	0	0
	290	Other Benefits	213	0	0	0	0	0	0	0
		<b>Total Fringe Benefits</b>	<b>213</b>	<b>109</b>	<b>0</b>	<b>0</b>	<b>0</b>	<b>0</b>	<b>0</b>	<b>0</b>
		<i>Purchase Services</i>								
	419	Other Prof/Tech Services	0	500	0	0	0	0	0	0
	490	Other Purchased Services	2,425	1,925	0	0	0	0	0	0
		<b>Total Purchase Services</b>	<b>2,425</b>	<b>2,425</b>	<b>0</b>	<b>0</b>	<b>0</b>	<b>0</b>	<b>0</b>	<b>0</b>
		<i>Supplies and Materials</i>								
	511	Instructional Supplies	0	54	0	0	0	0	0	0
	560	Food	297	350	0	0	0	0	0	0
	590	Other Supplies and Materials	3,209	2,113	0	0	0	0	0	0
		<b>Total Materials and Supplies</b>	<b>3,506</b>	<b>2,517</b>	<b>0</b>	<b>0</b>	<b>0</b>	<b>0</b>	<b>0</b>	<b>0</b>
		<i>Capital Outlay</i>								
	640	Equipment	3,634	1,214	0	0	0	0	0	0
		<i>Other Objects</i>								
	889	Other Awards and Prizes	320	165	0	0	0	0	0	0
	891	Student Activity Payments	1,013	7,028	0	0	0	0	0	0
		<b>Total Other Objects</b>	<b>1,333</b>	<b>7,193</b>	<b>0</b>	<b>0</b>	<b>0</b>	<b>0</b>	<b>0</b>	<b>0</b>
<b>Total Expenditures</b>			<b>12,586</b>	<b>15,055</b>	<b>0</b>	<b>0</b>	<b>0</b>	<b>0</b>	<b>0</b>	<b>0</b>
<b>Excess of Revenues Over / (Under) Expenditures</b>			<b>(89)</b>	<b>(1,027)</b>	<b>0</b>	<b>0</b>	<b>0</b>	<b>0</b>	<b>0</b>	<b>0</b>
<b>Other Financing Sources / (Uses):</b>										
		<i>Other Financing Uses</i>								
	910	Transfers Out	0	(6,319)	0	0	0	0	0	0
<b>Net Change in Fund Balance</b>			<b>(89)</b>	<b>(7,346)</b>	<b>0</b>	<b>0</b>	<b>0</b>	<b>0</b>	<b>0</b>	<b>0</b>
<b>Cash Balance at Beginning of Fiscal Year</b>			<b>7,435</b>	<b>7,346</b>	<b>0</b>	<b>0</b>	<b>0</b>	<b>0</b>	<b>0</b>	<b>0</b>
<b>Cash Balance at End of Fiscal Year</b>			<b>7,346</b>	<b>0</b>	<b>0</b>	<b>0</b>	<b>0</b>	<b>0</b>	<b>0</b>	<b>0</b>
<b>Year End Encumbrances Appropriated</b>			<b>0</b>	<b>0</b>	<b>0</b>	<b>0</b>	<b>0</b>	<b>0</b>	<b>0</b>	<b>0</b>
<b>Unencumbered Fund Balance at End of Fiscal Year</b>			<b>\$7,346</b>	<b>\$0</b>	<b>\$0</b>	<b>\$0</b>	<b>\$0</b>	<b>\$0</b>	<b>\$0</b>	<b>\$0</b>



**STRONGSVILLE CITY SCHOOL DISTRICT**

*CUYAHOGA COUNTY, OH*

*STUDENT MANAGED ACTIVITY - DEPARTMENTAL STATEMENT OF REVENUES AND EXPENDITURES (LEVEL 4 FINANCIALS)*

*FY 2013 ACTUAL THROUGH PROJECTION TO FY 2020*

*STUDENT MANAGED ACTIVITY BUDGET CENTER: CD/MD CLASSROOM ALBION MIDDLE SCHOOL - 9770*

Function	Object	Description	Fiscal Year 2013 Actual	Fiscal Year 2014 Actual	Fiscal Year 2015 Actual	Fiscal Year 2016 Actual	Fiscal Year 2017 Budget	Fiscal Year 2018 Projection	Fiscal Year 2019 Projection	Fiscal Year 2020 Projection
<b>Revenues:</b>										
		<b>From Local Sources:</b>								
		Extracurricular	\$0	\$0	\$0	\$0	\$0	\$0	\$0	\$0
<b>Total Revenues</b>			<b>0</b>	<b>0</b>	<b>0</b>	<b>0</b>	<b>0</b>	<b>0</b>	<b>0</b>	<b>0</b>
<i>Extracurricular Activities</i>										
		<i>Other Objects</i>								
	891	Student Activity Payments	0	0	0	0	0	0	0	0
<b>Total Expenditures</b>			<b>0</b>	<b>0</b>	<b>0</b>	<b>0</b>	<b>0</b>	<b>0</b>	<b>0</b>	<b>0</b>
<b>Excess of Revenues Over / (Under) Expenditures</b>			<b>0</b>	<b>0</b>	<b>0</b>	<b>0</b>	<b>0</b>	<b>0</b>	<b>0</b>	<b>0</b>
<b>Other Financing Sources / (Uses):</b>										
		<i>Other Financing Uses</i>								
	910	Transfers Out	0	0	0	0	(1,753)	0	0	0
	911	Transfers In	0	1,371	0	0	0	0	0	0
<b>Total Other Financing Sources / (Uses)</b>			<b>0</b>	<b>1,371</b>	<b>0</b>	<b>0</b>	<b>(1,753)</b>	<b>0</b>	<b>0</b>	<b>0</b>
<b>Net Change in Fund Balance</b>			<b>0</b>	<b>1,371</b>	<b>0</b>	<b>0</b>	<b>(1,753)</b>	<b>0</b>	<b>0</b>	<b>0</b>
Cash Balance at Beginning of Fiscal Year			382	382	1,753	1,753	1,753	0	0	0
Cash Balance at End of Fiscal Year			382	1,753	1,753	1,753	0	0	0	0
Year End Encumbrances Appropriated			0	0	0	0	0	0	0	0
<b>Unencumbered Fund Balance at End of Fiscal Year</b>			<b>\$382</b>	<b>\$1,753</b>	<b>\$1,753</b>	<b>\$1,753</b>	<b>\$0</b>	<b>\$0</b>	<b>\$0</b>	<b>\$0</b>

**STRONGSVILLE CITY SCHOOL DISTRICT**

*CUYAHOGA COUNTY, OH*

*STUDENT MANAGED ACTIVITY - DEPARTMENTAL STATEMENT OF REVENUES AND EXPENDITURES (LEVEL 4 FINANCIALS)*

*FY 2013 ACTUAL THROUGH PROJECTION TO FY 2020*

*STUDENT MANAGED ACTIVITY BUDGET CENTER: TEAM ROUGH RIDER ALBION MIDDLE SCHOOL - 9775*

Function	Object	Description	Fiscal Year 2013 Actual	Fiscal Year 2014 Actual	Fiscal Year 2015 Actual	Fiscal Year 2016 Actual	Fiscal Year 2017 Budget	Fiscal Year 2018 Projection	Fiscal Year 2019 Projection	Fiscal Year 2020 Projection
<b>Revenues:</b>										
		<b>From Local Sources:</b>								
		Extracurricular	\$0	\$240	\$265	\$0	\$0	\$0	\$0	\$0
<b>Total Revenues</b>			<b>0</b>	<b>240</b>	<b>265</b>	<b>0</b>	<b>0</b>	<b>0</b>	<b>0</b>	<b>0</b>
<i>Extracurricular Activities</i>										
		<i>Other Objects</i>								
	891	Student Activity Payments	0	135	42	0	0	0	0	0
<b>Total Expenditures</b>			<b>0</b>	<b>135</b>	<b>42</b>	<b>0</b>	<b>0</b>	<b>0</b>	<b>0</b>	<b>0</b>
<b>Excess of Revenues Over / (Under) Expenditures</b>			<b>0</b>	<b>105</b>	<b>223</b>	<b>0</b>	<b>0</b>	<b>0</b>	<b>0</b>	<b>0</b>
<b>Other Financing Sources / (Uses):</b>										
		<i>Other Financing Uses</i>								
	910	Transfers Out	0	0	(609)	0	0	0	0	0
<b>Net Change in Fund Balance</b>			<b>0</b>	<b>105</b>	<b>(386)</b>	<b>0</b>	<b>0</b>	<b>0</b>	<b>0</b>	<b>0</b>
Cash Balance at Beginning of Fiscal Year			281	281	386	0	0	0	0	0
Cash Balance at End of Fiscal Year			281	386	0	0	0	0	0	0
Year End Encumbrances Appropriated			0	0	0	0	0	0	0	0
<b>Unencumbered Fund Balance at End of Fiscal Year</b>			<b>\$281</b>	<b>\$386</b>	<b>\$0</b>	<b>\$0</b>	<b>\$0</b>	<b>\$0</b>	<b>\$0</b>	<b>\$0</b>

**STRONGSVILLE CITY SCHOOL DISTRICT**

*CUYAHOGA COUNTY, OH*

*STUDENT MANAGED ACTIVITY - DEPARTMENTAL STATEMENT OF REVENUES AND EXPENDITURES (LEVEL 4 FINANCIALS)*

*FY 2013 ACTUAL THROUGH PROJECTION TO FY 2020*

*STUDENT MANAGED ACTIVITY BUDGET CENTER: TTT-C ALBION MIDDLE SCHOOL - 9790*

Function	Object	Description	Fiscal Year 2013 Actual	Fiscal Year 2014 Actual	Fiscal Year 2015 Actual	Fiscal Year 2016 Actual	Fiscal Year 2017 Budget	Fiscal Year 2018 Projection	Fiscal Year 2019 Projection	Fiscal Year 2020 Projection
<b>Revenues:</b>										
		<b>From Local Sources:</b>								
		Extracurricular	\$0	\$0	\$0	\$0	\$0	\$0	\$0	\$0
<b>Total Revenues</b>			<b>0</b>	<b>0</b>	<b>0</b>	<b>0</b>	<b>0</b>	<b>0</b>	<b>0</b>	<b>0</b>
<i>Extracurricular Activities</i>										
		<i>Other Objects</i>								
	891	Student Activity Payments	0	0	0	0	0	0	0	0
<b>Total Expenditures</b>			<b>0</b>	<b>0</b>	<b>0</b>	<b>0</b>	<b>0</b>	<b>0</b>	<b>0</b>	<b>0</b>
<b>Excess of Revenues Over / (Under) Expenditures</b>			<b>0</b>	<b>0</b>	<b>0</b>	<b>0</b>	<b>0</b>	<b>0</b>	<b>0</b>	<b>0</b>
<b>Other Financing Sources / (Uses):</b>										
		<i>Other Financing Uses</i>								
	910	Transfers Out	0	(1,371)	0	0	0	0	0	0
<b>Net Change in Fund Balance</b>			<b>0</b>	<b>(1,371)</b>	<b>0</b>	<b>0</b>	<b>0</b>	<b>0</b>	<b>0</b>	<b>0</b>
Cash Balance at Beginning of Fiscal Year			1,371	1,371	0	0	0	0	0	0
Cash Balance at End of Fiscal Year			1,371	0	0	0	0	0	0	0
Year End Encumbrances Appropriated			0	0	0	0	0	0	0	0
<b>Unencumbered Fund Balance at End of Fiscal Year</b>			<b>\$1,371</b>	<b>\$0</b>	<b>\$0</b>	<b>\$0</b>	<b>\$0</b>	<b>\$0</b>	<b>\$0</b>	<b>\$0</b>

**STRONGSVILLE CITY SCHOOL DISTRICT**

*CUYAHOGA COUNTY, OH*

*STUDENT MANAGED ACTIVITY - DEPARTMENTAL STATEMENT OF REVENUES AND EXPENDITURES (LEVEL 4 FINANCIALS)*

*FY 2013 ACTUAL THROUGH PROJECTION TO FY 2020*

*STUDENT MANAGED ACTIVITY BUDGET CENTER: INSTRUMENTAL MUSIC CENTER MIDDLE SCHOOL - 9834*

Function	Object	Description	Fiscal Year 2013 Actual	Fiscal Year 2014 Actual	Fiscal Year 2015 Actual	Fiscal Year 2016 Actual	Fiscal Year 2017 Budget	Fiscal Year 2018 Projection	Fiscal Year 2019 Projection	Fiscal Year 2020 Projection
<b>Revenues:</b>										
		<b>From Local Sources:</b>								
		Extracurricular	\$18,328	\$21,553	\$0	\$0	\$0	\$0	\$0	\$0
<b>Total Revenues</b>			<b>18,328</b>	<b>21,553</b>	<b>0</b>	<b>0</b>	<b>0</b>	<b>0</b>	<b>0</b>	<b>0</b>
<i>Extracurricular Activities</i>										
		<i>Other Objects</i>								
	891	Student Activity Payments	16,552	21,806	0	0	0	0	0	0
<b>Total Expenditures</b>			<b>16,552</b>	<b>21,806</b>	<b>0</b>	<b>0</b>	<b>0</b>	<b>0</b>	<b>0</b>	<b>0</b>
<b>Excess of Revenues Over / (Under) Expenditures</b>			<b>1,776</b>	<b>(253)</b>	<b>0</b>	<b>0</b>	<b>0</b>	<b>0</b>	<b>0</b>	<b>0</b>
<b>Other Financing Sources / (Uses):</b>										
		<i>Other Financing Uses</i>								
	910	Transfers Out	0	(5,709)	0	0	0	0	0	0
<b>Net Change in Fund Balance</b>			<b>1,776</b>	<b>(5,962)</b>	<b>0</b>	<b>0</b>	<b>0</b>	<b>0</b>	<b>0</b>	<b>0</b>
Cash Balance at Beginning of Fiscal Year			4,186	5,962	0	0	0	0	0	0
Cash Balance at End of Fiscal Year			5,962	0	0	0	0	0	0	0
Year End Encumbrances Appropriated			0	0	0	0	0	0	0	0
<b>Unencumbered Fund Balance at End of Fiscal Year</b>			<b>\$5,962</b>	<b>\$0</b>	<b>\$0</b>	<b>\$0</b>	<b>\$0</b>	<b>\$0</b>	<b>\$0</b>	<b>\$0</b>

**STRONGSVILLE CITY SCHOOL DISTRICT**

*CUYAHOGA COUNTY, OH*

*STUDENT MANAGED ACTIVITY - DEPARTMENTAL STATEMENT OF REVENUES AND EXPENDITURES (LEVEL 4 FINANCIALS)*

*FY 2013 ACTUAL THROUGH PROJECTION TO FY 2020*

*STUDENT MANAGED ACTIVITY BUDGET CENTER: ART DEPARTMENT CENTER MIDDLE SCHOOL - 9835*

Function	Object	Description	Fiscal Year 2013 Actual	Fiscal Year 2014 Actual	Fiscal Year 2015 Actual	Fiscal Year 2016 Actual	Fiscal Year 2017 Budget	Fiscal Year 2018 Projection	Fiscal Year 2019 Projection	Fiscal Year 2020 Projection
<b>Revenues:</b>										
		<b>From Local Sources:</b>								
		Extracurricular	\$0	\$0	\$0	\$0	\$0	\$0	\$0	\$0
<b>Total Revenues</b>			<b>0</b>	<b>0</b>	<b>0</b>	<b>0</b>	<b>0</b>	<b>0</b>	<b>0</b>	<b>0</b>
<i>Extracurricular Activities</i>										
		<i>Other Objects</i>								
	891	Student Activity Payments	0	0	0	0	0	0	0	0
<b>Total Expenditures</b>			<b>0</b>	<b>0</b>	<b>0</b>	<b>0</b>	<b>0</b>	<b>0</b>	<b>0</b>	<b>0</b>
<b>Excess of Revenues Over / (Under) Expenditures</b>			<b>0</b>	<b>0</b>	<b>0</b>	<b>0</b>	<b>0</b>	<b>0</b>	<b>0</b>	<b>0</b>
<b>Other Financing Sources / (Uses):</b>										
		<i>Other Financing Uses</i>								
	910	Transfers Out	0	0	0	(762)	0	0	0	0
<b>Net Change in Fund Balance</b>			<b>0</b>	<b>0</b>	<b>0</b>	<b>(762)</b>	<b>0</b>	<b>0</b>	<b>0</b>	<b>0</b>
Cash Balance at Beginning of Fiscal Year			762	762	762	762	0	0	0	0
Cash Balance at End of Fiscal Year			762	762	762	0	0	0	0	0
Year End Encumbrances Appropriated			0	0	0	0	0	0	0	0
<b>Unencumbered Fund Balance at End of Fiscal Year</b>			<b>\$762</b>	<b>\$762</b>	<b>\$762</b>	<b>\$0</b>	<b>\$0</b>	<b>\$0</b>	<b>\$0</b>	<b>\$0</b>

**STRONGSVILLE CITY SCHOOL DISTRICT**

*CUYAHOGA COUNTY, OH*

*STUDENT MANAGED ACTIVITY - DEPARTMENTAL STATEMENT OF REVENUES AND EXPENDITURES (LEVEL 4 FINANCIALS)*

*FY 2013 ACTUAL THROUGH PROJECTION TO FY 2020*

*STUDENT MANAGED ACTIVITY BUDGET CENTER: VOCAL MUSIC CENTER MIDDLE SCHOOL - 9837*

Function	Object	Description	Fiscal Year 2013 Actual	Fiscal Year 2014 Actual	Fiscal Year 2015 Actual	Fiscal Year 2016 Actual	Fiscal Year 2017 Budget	Fiscal Year 2018 Projection	Fiscal Year 2019 Projection	Fiscal Year 2020 Projection
<b>Revenues:</b>										
		<b>From Local Sources:</b>								
		Extracurricular	\$14,140	\$9,947	\$0	\$0	\$0	\$0	\$0	\$0
<b>Total Revenues</b>			<b>14,140</b>	<b>9,947</b>	<b>0</b>	<b>0</b>	<b>0</b>	<b>0</b>	<b>0</b>	<b>0</b>
<i>Extracurricular Activities</i>										
		<i>Other Objects</i>								
	891	Student Activity Payments	12,250	13,005	0	0	0	0	0	0
<b>Total Expenditures</b>			<b>12,250</b>	<b>13,005</b>	<b>0</b>	<b>0</b>	<b>0</b>	<b>0</b>	<b>0</b>	<b>0</b>
<b>Excess of Revenues Over / (Under) Expenditures</b>			<b>1,890</b>	<b>(3,058)</b>	<b>0</b>	<b>0</b>	<b>0</b>	<b>0</b>	<b>0</b>	<b>0</b>
<b>Other Financing Sources / (Uses):</b>										
		<i>Other Financing Uses</i>								
	910	Transfers Out	0	(326)	0	0	0	0	0	0
<b>Net Change in Fund Balance</b>			<b>1,890</b>	<b>(3,384)</b>	<b>0</b>	<b>0</b>	<b>0</b>	<b>0</b>	<b>0</b>	<b>0</b>
Cash Balance at Beginning of Fiscal Year			1,494	3,384	0	0	0	0	0	0
Cash Balance at End of Fiscal Year			3,384	0	0	0	0	0	0	0
Year End Encumbrances Appropriated			0	0	0	0	0	0	0	0
<b>Unencumbered Fund Balance at End of Fiscal Year</b>			<b>\$3,384</b>	<b>\$0</b>	<b>\$0</b>	<b>\$0</b>	<b>\$0</b>	<b>\$0</b>	<b>\$0</b>	<b>\$0</b>

**STRONGSVILLE CITY SCHOOL DISTRICT**

**CUYAHOGA COUNTY, OH**

**STUDENT MANAGED ACTIVITY - DEPARTMENTAL STATEMENT OF REVENUES AND EXPENDITURES (LEVEL 4 FINANCIALS)**

**FY 2013 ACTUAL THROUGH PROJECTION TO FY 2020**

**STUDENT MANAGED ACTIVITY BUDGET CENTER: STUDENT COUNCIL CENTER MIDDLE SCHOOL - 9841**

Function	Object	Description	Fiscal Year 2013 Actual	Fiscal Year 2014 Actual	Fiscal Year 2015 Actual	Fiscal Year 2016 Actual	Fiscal Year 2017 Budget	Fiscal Year 2018 Projection	Fiscal Year 2019 Projection	Fiscal Year 2020 Projection
<b>Revenues:</b>										
		<b>From Local Sources:</b>								
		Extracurricular	\$2,440	\$2,680	\$2,790	\$2,650	\$0	\$0	\$0	\$0
<b>Total Revenues</b>			<b>2,440</b>	<b>2,680</b>	<b>2,790</b>	<b>2,650</b>	<b>0</b>	<b>0</b>	<b>0</b>	<b>0</b>
<i>Extracurricular Activities</i>										
		<i>Purchase Services</i>								
	490	Other Purchased Services	0	0	0	495	0	0	0	0
		<i>Supplies and Materials</i>								
	560	Food	0	0	0	691	0	0	0	0
	590	Other Supplies and Materials	0	0	0	1,806	0	0	0	0
		<i>Total Materials and Supplies</i>	<i>0</i>	<i>0</i>	<i>0</i>	<i>2,497</i>	<i>0</i>	<i>0</i>	<i>0</i>	<i>0</i>
		<i>Other Objects</i>								
	881	Scholarships	0	0	0	676	0	0	0	0
	883	Mememrials	0	0	0	1,418	0	0	0	0
	889	Other Awards and Prizes	0	0	0	300	0	0	0	0
	891	Student Activity Payments	3,942	2,579	1,740	0	0	0	0	0
		<i>Total Other Objects</i>	<i>3,942</i>	<i>2,579</i>	<i>1,740</i>	<i>2,394</i>	<i>0</i>	<i>0</i>	<i>0</i>	<i>0</i>
<b>Total Expenditures</b>			<b>3,942</b>	<b>2,579</b>	<b>1,740</b>	<b>5,386</b>	<b>0</b>	<b>0</b>	<b>0</b>	<b>0</b>
<b>Excess of Revenues Over / (Under) Ependitures</b>			<b>(1,502)</b>	<b>101</b>	<b>1,050</b>	<b>(2,736)</b>	<b>0</b>	<b>0</b>	<b>0</b>	<b>0</b>
<b>Other Financing Sources / (Uses):</b>										
		<i>Other Financing Uses</i>								
	910	Transfers Out	0	0	0	0	(657)	0	0	0
<b>Net Change in Fund Balance</b>			<b>(1,502)</b>	<b>101</b>	<b>1,050</b>	<b>(2,736)</b>	<b>(657)</b>	<b>0</b>	<b>0</b>	<b>0</b>
<b>Cash Balance at Beginning of Fiscal Year</b>			<b>3,744</b>	<b>2,242</b>	<b>2,343</b>	<b>3,393</b>	<b>657</b>	<b>0</b>	<b>0</b>	<b>0</b>
<b>Cash Balance at End of Fiscal Year</b>			<b>2,242</b>	<b>2,343</b>	<b>3,393</b>	<b>657</b>	<b>0</b>	<b>0</b>	<b>0</b>	<b>0</b>
<b>Year End Encumbrances Appropriated</b>			<b>0</b>	<b>0</b>	<b>0</b>	<b>0</b>	<b>0</b>	<b>0</b>	<b>0</b>	<b>0</b>
<b>Unencumbered Fund Balance at End of Fiscal Year</b>			<b>\$2,242</b>	<b>\$2,343</b>	<b>\$3,393</b>	<b>\$657</b>	<b>\$0</b>	<b>\$0</b>	<b>\$0</b>	<b>\$0</b>

**STRONGSVILLE CITY SCHOOL DISTRICT**

*CUYAHOGA COUNTY, OH*

*STUDENT MANAGED ACTIVITY - DEPARTMENTAL STATEMENT OF REVENUES AND EXPENDITURES (LEVEL 4 FINANCIALS)*

*FY 2013 ACTUAL THROUGH PROJECTION TO FY 2020*

*STUDENT MANAGED ACTIVITY BUDGET CENTER: CMS SCHOOL STORE CENTER MIDDLE SCHOOL - 9845*

Function	Object	Description	Fiscal Year 2013 Actual	Fiscal Year 2014 Actual	Fiscal Year 2015 Actual	Fiscal Year 2016 Actual	Fiscal Year 2017 Budget	Fiscal Year 2018 Projection	Fiscal Year 2019 Projection	Fiscal Year 2020 Projection
<b>Revenues:</b>										
		<b>From Local Sources:</b>								
		Extracurricular	\$0	\$0	\$0	\$0	\$0	\$0	\$0	\$0
<b>Total Revenues</b>			<b>0</b>	<b>0</b>	<b>0</b>	<b>0</b>	<b>0</b>	<b>0</b>	<b>0</b>	<b>0</b>
<i>Extracurricular Activities</i>										
		<i>Other Objects</i>								
	891	Student Activity Payments	0	0	0	0	0	0	0	0
<b>Total Expenditures</b>			<b>0</b>	<b>0</b>	<b>0</b>	<b>0</b>	<b>0</b>	<b>0</b>	<b>0</b>	<b>0</b>
<b>Excess of Revenues Over / (Under) Expenditures</b>			<b>0</b>	<b>0</b>	<b>0</b>	<b>0</b>	<b>0</b>	<b>0</b>	<b>0</b>	<b>0</b>
<b>Other Financing Sources / (Uses):</b>										
		<i>Other Financing Uses</i>								
	910	Transfers Out	(326)	0	0	0	0	0	0	0
<b>Net Change in Fund Balance</b>			<b>(326)</b>	<b>0</b>	<b>0</b>	<b>0</b>	<b>0</b>	<b>0</b>	<b>0</b>	<b>0</b>
Cash Balance at Beginning of Fiscal Year			326	0	0	0	0	0	0	0
Cash Balance at End of Fiscal Year			0	0	0	0	0	0	0	0
Year End Encumbrances Appropriated			0	0	0	0	0	0	0	0
<b>Unencumbered Fund Balance at End of Fiscal Year</b>			<b>\$0</b>	<b>\$0</b>	<b>\$0</b>	<b>\$0</b>	<b>\$0</b>	<b>\$0</b>	<b>\$0</b>	<b>\$0</b>



**STRONGSVILLE CITY SCHOOL DISTRICT**

*CUYAHOGA COUNTY, OH*

*STUDENT MANAGED ACTIVITY - DEPARTMENTAL STATEMENT OF REVENUES AND EXPENDITURES (LEVEL 4 FINANCIALS)*

*FY 2013 ACTUAL THROUGH PROJECTION TO FY 2020*

*STUDENT MANAGED ACTIVITY BUDGET CENTER: SKI CLUB CENTER MIDDLE SCHOOL - 9855*

Function	Object	Description	Fiscal Year 2013 Actual	Fiscal Year 2014 Actual	Fiscal Year 2015 Actual	Fiscal Year 2016 Actual	Fiscal Year 2017 Budget	Fiscal Year 2018 Projection	Fiscal Year 2019 Projection	Fiscal Year 2020 Projection
<b>Revenues:</b>										
		<b>From Local Sources:</b>								
		Extracurricular	\$2,659	\$3,410	\$0	\$0	\$0	\$0	\$0	\$0
<b>Total Revenues</b>			<b>2,659</b>	<b>3,410</b>	<b>0</b>	<b>0</b>	<b>0</b>	<b>0</b>	<b>0</b>	<b>0</b>
<i>Extracurricular Activities</i>										
		<i>Other Objects</i>								
	891	Student Activity Payments	2,436	3,825	0	0	0	0	0	0
<b>Total Expenditures</b>			<b>2,436</b>	<b>3,825</b>	<b>0</b>	<b>0</b>	<b>0</b>	<b>0</b>	<b>0</b>	<b>0</b>
<b>Excess of Revenues Over / (Under) Expenditures</b>			<b>223</b>	<b>(415)</b>	<b>0</b>	<b>0</b>	<b>0</b>	<b>0</b>	<b>0</b>	<b>0</b>
<b>Other Financing Sources / (Uses):</b>										
		<i>Other Financing Uses</i>								
	910	Transfers Out	0	(411)	0	0	0	0	0	0
<b>Net Change in Fund Balance</b>			<b>223</b>	<b>(826)</b>	<b>0</b>	<b>0</b>	<b>0</b>	<b>0</b>	<b>0</b>	<b>0</b>
Cash Balance at Beginning of Fiscal Year			603	826	0	0	0	0	0	0
Cash Balance at End of Fiscal Year			826	0	0	0	0	0	0	0
Year End Encumbrances Appropriated			0	0	0	0	0	0	0	0
<b>Unencumbered Fund Balance at End of Fiscal Year</b>			<b>\$826</b>	<b>\$0</b>	<b>\$0</b>	<b>\$0</b>	<b>\$0</b>	<b>\$0</b>	<b>\$0</b>	<b>\$0</b>

**STRONGSVILLE CITY SCHOOL DISTRICT**

**CUYAHOGA COUNTY, OH**

*STUDENT MANAGED ACTIVITY - DEPARTMENTAL STATEMENT OF REVENUES AND EXPENDITURES (LEVEL 4 FINANCIALS)*

*FY 2013 ACTUAL THROUGH PROJECTION TO FY 2020*

**STUDENT MANAGED ACTIVITY BUDGET CENTER: LETTERMAN CLUB CENTER MIDDLE SCHOOL - 9859**

Function	Object	Description	Fiscal Year 2013 Actual	Fiscal Year 2014 Actual	Fiscal Year 2015 Actual	Fiscal Year 2016 Actual	Fiscal Year 2017 Budget	Fiscal Year 2018 Projection	Fiscal Year 2019 Projection	Fiscal Year 2020 Projection
<b>Revenues:</b>										
		<b>From Local Sources:</b>								
		Extracurricular	\$14,976	\$21,763	\$0	\$0	\$0	\$0	\$0	\$0
<b>Total Revenues</b>			<b>14,976</b>	<b>21,763</b>	<b>0</b>	<b>0</b>	<b>0</b>	<b>0</b>	<b>0</b>	<b>0</b>
<i>Extracurricular Activities</i>										
		<i>Salaries:</i>								
	190	Other Salary and Wages	1,585	3,075	0	0	0	0	0	0
		<i>Fringe Benefits</i>								
	221	SERS - Employer's Share	0	178	0	0	0	0	0	0
	290	Other Benefits	227	0	0	0	0	0	0	0
		<i>Total Fringe Benefits</i>	<i>227</i>	<i>178</i>	<i>0</i>	<i>0</i>	<i>0</i>	<i>0</i>	<i>0</i>	<i>0</i>
		<i>Purchase Services</i>								
	490	Other Purchased Services	2,510	1,702	0	0	0	0	0	0
		<i>Supplies and Materials</i>								
	590	Other Supplies and Materials	4,172	11,851	0	0	0	0	0	0
		<i>Capital Outlay</i>								
	640	Equipment	3,450	3,811	0	0	0	0	0	0
		<i>Other Objects</i>								
	889	Other Awards and Prizes	152	156	0	0	0	0	0	0
	891	Student Activity Payments	500	500	0	0	0	0	0	0
		<i>Total Other Objects</i>	<i>652</i>	<i>656</i>	<i>0</i>	<i>0</i>	<i>0</i>	<i>0</i>	<i>0</i>	<i>0</i>
<b>Total Expenditures</b>			<b>12,596</b>	<b>21,273</b>	<b>0</b>	<b>0</b>	<b>0</b>	<b>0</b>	<b>0</b>	<b>0</b>
<b>Excess of Revenues Over / (Under) Expenditures</b>			<b>2,380</b>	<b>490</b>	<b>0</b>	<b>0</b>	<b>0</b>	<b>0</b>	<b>0</b>	<b>0</b>
<b>Other Financing Sources / (Uses):</b>										
		<i>Other Financing Uses</i>								
	910	Transfers Out	0	(7,572)	0	0	0	0	0	0
<b>Net Change in Fund Balance</b>			<b>2,380</b>	<b>(7,082)</b>	<b>0</b>	<b>0</b>	<b>0</b>	<b>0</b>	<b>0</b>	<b>0</b>
<b>Cash Balance at Beginning of Fiscal Year</b>			<b>4,702</b>	<b>7,082</b>	<b>0</b>	<b>0</b>	<b>0</b>	<b>0</b>	<b>0</b>	<b>0</b>
<b>Cash Balance at End of Fiscal Year</b>			<b>7,082</b>	<b>0</b>	<b>0</b>	<b>0</b>	<b>0</b>	<b>0</b>	<b>0</b>	<b>0</b>
<b>Year End Encumbrances Appropriated</b>			<b>300</b>	<b>0</b>	<b>0</b>	<b>0</b>	<b>0</b>	<b>0</b>	<b>0</b>	<b>0</b>
<b>Unencumbered Fund Balance at End of Fiscal Year</b>			<b>\$6,782</b>	<b>\$0</b>	<b>\$0</b>	<b>\$0</b>	<b>\$0</b>	<b>\$0</b>	<b>\$0</b>	<b>\$0</b>

**STRONGSVILLE CITY SCHOOL DISTRICT**

*CUYAHOGA COUNTY, OH*

*STUDENT MANAGED ACTIVITY - DEPARTMENTAL STATEMENT OF REVENUES AND EXPENDITURES (LEVEL 4 FINANCIALS)*

*FY 2013 ACTUAL THROUGH PROJECTION TO FY 2020*

*STUDENT MANAGED ACTIVITY BUDGET CENTER: X-TREME TEAM CENTER MIDDLE SCHOOL - 9875*

Function	Object	Description	Fiscal Year 2013 Actual	Fiscal Year 2014 Actual	Fiscal Year 2015 Actual	Fiscal Year 2016 Actual	Fiscal Year 2017 Budget	Fiscal Year 2018 Projection	Fiscal Year 2019 Projection	Fiscal Year 2020 Projection
<b>Revenues:</b>										
		<b>From Local Sources:</b>								
		Extracurricular	\$50	\$295	\$734	\$0	\$0	\$0	\$0	\$0
<b>Total Revenues</b>			<b>50</b>	<b>295</b>	<b>734</b>	<b>0</b>	<b>0</b>	<b>0</b>	<b>0</b>	<b>0</b>
<i>Extracurricular Activities</i>										
		<i>Other Objects</i>								
	891	Student Activity Payments	0	428	847	0	0	0	0	0
<b>Total Expenditures</b>			<b>0</b>	<b>428</b>	<b>847</b>	<b>0</b>	<b>0</b>	<b>0</b>	<b>0</b>	<b>0</b>
<b>Excess of Revenues Over / (Under) Expenditures</b>			<b>50</b>	<b>(133)</b>	<b>(113)</b>	<b>0</b>	<b>0</b>	<b>0</b>	<b>0</b>	<b>0</b>
<b>Other Financing Sources / (Uses):</b>										
		<i>Other Financing Uses</i>								
	910	Transfers Out	0	0	(246)	0	0	0	0	0
<b>Net Change in Fund Balance</b>			<b>50</b>	<b>(133)</b>	<b>(359)</b>	<b>0</b>	<b>0</b>	<b>0</b>	<b>0</b>	<b>0</b>
Cash Balance at Beginning of Fiscal Year			442	492	359	0	0	0	0	0
Cash Balance at End of Fiscal Year			492	359	0	0	0	0	0	0
Year End Encumbrances Appropriated			0	0	0	0	0	0	0	0
<b>Unencumbered Fund Balance at End of Fiscal Year</b>			<b>\$492</b>	<b>\$359</b>	<b>\$0</b>	<b>\$0</b>	<b>\$0</b>	<b>\$0</b>	<b>\$0</b>	<b>\$0</b>

**STRONGSVILLE CITY SCHOOL DISTRICT**

*CUYAHOGA COUNTY, OH*

*STUDENT MANAGED ACTIVITY - DEPARTMENTAL STATEMENT OF REVENUES AND EXPENDITURES (LEVEL 4 FINANCIALS)*

*FY 2013 ACTUAL THROUGH PROJECTION TO FY 2020*

*STUDENT MANAGED ACTIVITY BUDGET CENTER: MAGIC TEAM CENTER MIDDLE SCHOOL - 9880*

Function	Object	Description	Fiscal Year 2013 Actual	Fiscal Year 2014 Actual	Fiscal Year 2015 Actual	Fiscal Year 2016 Actual	Fiscal Year 2017 Budget	Fiscal Year 2018 Projection	Fiscal Year 2019 Projection	Fiscal Year 2020 Projection
<b>Revenues:</b>										
		<b>From Local Sources:</b>								
		Extracurricular	\$1,370	\$520	\$0	\$0	\$0	\$0	\$0	\$0
<b>Total Revenues</b>			<b>1,370</b>	<b>520</b>	<b>0</b>	<b>0</b>	<b>0</b>	<b>0</b>	<b>0</b>	<b>0</b>
<i>Extracurricular Activities</i>										
		<i>Other Objects</i>								
	891	Student Activity Payments	536	653	0	0	0	0	0	0
<b>Total Expenditures</b>			<b>536</b>	<b>653</b>	<b>0</b>	<b>0</b>	<b>0</b>	<b>0</b>	<b>0</b>	<b>0</b>
<b>Excess of Revenues Over / (Under) Expenditures</b>			<b>834</b>	<b>(133)</b>	<b>0</b>	<b>0</b>	<b>0</b>	<b>0</b>	<b>0</b>	<b>0</b>
<b>Other Financing Sources / (Uses):</b>										
		<i>Other Financing Uses</i>								
	910	Transfers Out	0	0	(1,434)	0	0	0	0	0
<b>Net Change in Fund Balance</b>			<b>834</b>	<b>(133)</b>	<b>(1,434)</b>	<b>0</b>	<b>0</b>	<b>0</b>	<b>0</b>	<b>0</b>
Cash Balance at Beginning of Fiscal Year			733	1,567	1,434	0	0	0	0	0
Cash Balance at End of Fiscal Year			1,567	1,434	0	0	0	0	0	0
Year End Encumbrances Appropriated			300	0	0	0	0	0	0	0
<b>Unencumbered Fund Balance at End of Fiscal Year</b>			<b>\$1,267</b>	<b>\$1,434</b>	<b>\$0</b>	<b>\$0</b>	<b>\$0</b>	<b>\$0</b>	<b>\$0</b>	<b>\$0</b>

**STRONGSVILLE CITY SCHOOL DISTRICT**  
**CUYAHOGA COUNTY, OH**

*STUDENT MANAGED ACTIVITY - DEPARTMENTAL STATEMENT OF REVENUES AND EXPENDITURES (LEVEL 4 FINANCIALS)*

*FY 2013 ACTUAL THROUGH PROJECTION TO FY 2020*

**STUDENT MANAGED ACTIVITY BUDGET CENTER: RULERS TEAM CENTER MIDDLE SCHOOL - 9881**

Function	Object	Description	Fiscal Year 2013 Actual	Fiscal Year 2014 Actual	Fiscal Year 2015 Actual	Fiscal Year 2016 Actual	Fiscal Year 2017 Budget	Fiscal Year 2018 Projection	Fiscal Year 2019 Projection	Fiscal Year 2020 Projection
<b>Revenues:</b>										
		<b>From Local Sources:</b>								
		Extracurricular	\$160	\$2,209	\$0	\$0	\$0	\$0	\$0	\$0
<b>Total Revenues</b>			<b>160</b>	<b>2,209</b>	<b>0</b>	<b>0</b>	<b>0</b>	<b>0</b>	<b>0</b>	<b>0</b>
<i>Extracurricular Activities</i>										
		<i>Other Objects</i>								
	891	Student Activity Payments	0	2,238	125	0	0	0	0	0
<b>Total Expenditures</b>			<b>0</b>	<b>2,238</b>	<b>125</b>	<b>0</b>	<b>0</b>	<b>0</b>	<b>0</b>	<b>0</b>
<b>Excess of Revenues Over / (Under) Expenditures</b>			<b>160</b>	<b>(29)</b>	<b>(125)</b>	<b>0</b>	<b>0</b>	<b>0</b>	<b>0</b>	<b>0</b>
<b>Other Financing Sources / (Uses):</b>										
		<i>Other Financing Uses</i>								
	910	Transfers Out	0	0	(6)	0	0	0	0	0
<b>Net Change in Fund Balance</b>			<b>160</b>	<b>(29)</b>	<b>(131)</b>	<b>0</b>	<b>0</b>	<b>0</b>	<b>0</b>	<b>0</b>
Cash Balance at Beginning of Fiscal Year			0	160	131	0	0	0	0	0
Cash Balance at End of Fiscal Year			160	131	0	0	0	0	0	0
Year End Encumbrances Appropriated			104	130	0	0	0	0	0	0
<b>Unencumbered Fund Balance at End of Fiscal Year</b>			<b>\$56</b>	<b>\$1</b>	<b>\$0</b>	<b>\$0</b>	<b>\$0</b>	<b>\$0</b>	<b>\$0</b>	<b>\$0</b>

**STRONGSVILLE CITY SCHOOL DISTRICT**

*CUYAHOGA COUNTY, OH*

*STUDENT MANAGED ACTIVITY - DEPARTMENTAL STATEMENT OF REVENUES AND EXPENDITURES (LEVEL 4 FINANCIALS)*

*FY 2013 ACTUAL THROUGH PROJECTION TO FY 2020*

*STUDENT MANAGED ACTIVITY BUDGET CENTER: PHYS ED DEPARTMENT CENTER MIDDLE SCHOOL - 9890*

Function	Object	Description	Fiscal Year 2013 Actual	Fiscal Year 2014 Actual	Fiscal Year 2015 Actual	Fiscal Year 2016 Actual	Fiscal Year 2017 Budget	Fiscal Year 2018 Projection	Fiscal Year 2019 Projection	Fiscal Year 2020 Projection
<b>Revenues:</b>										
		<b>From Local Sources:</b>								
		Extracurricular	\$5,646	\$6,864	\$1,746	\$0	\$0	\$0	\$0	\$0
<b>Total Revenues</b>			<b>5,646</b>	<b>6,864</b>	<b>1,746</b>	<b>0</b>	<b>0</b>	<b>0</b>	<b>0</b>	<b>0</b>
<i>Extracurricular Activities</i>										
		<i>Other Objects</i>								
	891	Student Activity Payments	5,222	6,100	2,237	0	0	0	0	0
<b>Total Expenditures</b>			<b>5,222</b>	<b>6,100</b>	<b>2,237</b>	<b>0</b>	<b>0</b>	<b>0</b>	<b>0</b>	<b>0</b>
<b>Excess of Revenues Over / (Under) Expenditures</b>			<b>424</b>	<b>764</b>	<b>(491)</b>	<b>0</b>	<b>0</b>	<b>0</b>	<b>0</b>	<b>0</b>
<b>Other Financing Sources / (Uses):</b>										
		<i>Other Financing Uses</i>								
	910	Transfers Out	0	0	0	(4,352)	0	0	0	0
<b>Net Change in Fund Balance</b>			<b>424</b>	<b>764</b>	<b>(491)</b>	<b>(4,352)</b>	<b>0</b>	<b>0</b>	<b>0</b>	<b>0</b>
Cash Balance at Beginning of Fiscal Year			3,655	4,079	4,843	4,352	0	0	0	0
Cash Balance at End of Fiscal Year			4,079	4,843	4,352	0	0	0	0	0
Year End Encumbrances Appropriated			0	0	0	0	0	0	0	0
<b>Unencumbered Fund Balance at End of Fiscal Year</b>			<b>\$4,079</b>	<b>\$4,843</b>	<b>\$4,352</b>	<b>\$0</b>	<b>\$0</b>	<b>\$0</b>	<b>\$0</b>	<b>\$0</b>

**STRONGSVILLE CITY SCHOOL DISTRICT**

**CUYAHOGA COUNTY, OH**

*STUDENT MANAGED ACTIVITY - DEPARTMENTAL STATEMENT OF REVENUES AND EXPENDITURES (LEVEL 4 FINANCIALS)*

*FY 2013 ACTUAL THROUGH PROJECTION TO FY 2020*

**STUDENT MANAGED ACTIVITY BUDGET CENTER: SHS ART STRONGSVILLE HIGH SCHOOL - 9901**

Function	Object	Description	Fiscal Year 2013 Actual	Fiscal Year 2014 Actual	Fiscal Year 2015 Actual	Fiscal Year 2016 Actual	Fiscal Year 2017 Budget	Fiscal Year 2018 Projection	Fiscal Year 2019 Projection	Fiscal Year 2020 Projection
<b>Revenues:</b>										
		<b>From Local Sources:</b>								
		Extracurricular	\$0	\$0	\$0	\$0	\$3,500	\$3,500	\$3,500	\$3,500
		Other Local Revenues	0	0	0	17	500	500	500	500
<b>Total Revenues</b>			<b>0</b>	<b>0</b>	<b>0</b>	<b>17</b>	<b>4,000</b>	<b>4,000</b>	<b>4,000</b>	<b>4,000</b>
<b>Extracurricular Activities</b>										
		<b>Purchase Services</b>								
	490	Other Purchased Services	0	0	0	0	500	500	500	500
		<b>Supplies and Materials</b>								
	590	Other Supplies and Materials	0	0	0	0	3,000	3,000	3,000	3,000
		<b>Capital Outlay</b>								
	640	Equipment	0	0	0	0	200	200	200	200
		<b>Other Objects</b>								
	883	Mememrials	0	0	0	0	50	50	50	50
	889	Other Awards and Prizes	0	0	0	0	250	250	250	250
		<b>Total Other Objects</b>	<b>0</b>	<b>0</b>	<b>0</b>	<b>0</b>	<b>300</b>	<b>300</b>	<b>300</b>	<b>300</b>
<b>Total Expenditures</b>			<b>0</b>	<b>0</b>	<b>0</b>	<b>0</b>	<b>4,000</b>	<b>4,000</b>	<b>4,000</b>	<b>4,000</b>
<b>Net Change in Fund Balance</b>			<b>0</b>	<b>0</b>	<b>0</b>	<b>17</b>	<b>0</b>	<b>0</b>	<b>0</b>	<b>0</b>
		Cash Balance at Beginning of Fiscal Year	0	0	0	0	17	17	17	17
		Cash Balance at End of Fiscal Year	0	0	0	17	17	17	17	17
		Year End Encumbrances Appropriated	0	0	0	0	0	0	0	0
<b>Unencumbered Fund Balance at End of Fiscal Year</b>			<b>\$0</b>	<b>\$0</b>	<b>\$0</b>	<b>\$17</b>	<b>\$17</b>	<b>\$17</b>	<b>\$17</b>	<b>\$17</b>

**STRONGSVILLE CITY SCHOOL DISTRICT**

*CUYAHOGA COUNTY, OH*

*STUDENT MANAGED ACTIVITY - DEPARTMENTAL STATEMENT OF REVENUES AND EXPENDITURES (LEVEL 4 FINANCIALS)*

*FY 2013 ACTUAL THROUGH PROJECTION TO FY 2020*

*STUDENT MANAGED ACTIVITY BUDGET CENTER: PLANETARIUM CLUB STRONGSVILLE HIGH SCHOOL - 9903*

Function	Object	Description	Fiscal Year 2013 Actual	Fiscal Year 2014 Actual	Fiscal Year 2015 Actual	Fiscal Year 2016 Actual	Fiscal Year 2017 Budget	Fiscal Year 2018 Projection	Fiscal Year 2019 Projection	Fiscal Year 2020 Projection
<b>Revenues:</b>										
	From Local Sources:									
	Extracurricular		\$0	\$0	\$0	\$0	\$0	\$0	\$0	\$0
<b>Total Revenues</b>			<b>0</b>	<b>0</b>	<b>0</b>	<b>0</b>	<b>0</b>	<b>0</b>	<b>0</b>	<b>0</b>
<i>Extracurricular Activities</i>										
	Other Objects									
	891	Student Activity Payments	0	0	0	0	0	0	0	0
<b>Total Expenditures</b>			<b>0</b>	<b>0</b>	<b>0</b>	<b>0</b>	<b>0</b>	<b>0</b>	<b>0</b>	<b>0</b>
<b>Net Change in Fund Balance</b>			<b>0</b>	<b>0</b>	<b>0</b>	<b>0</b>	<b>0</b>	<b>0</b>	<b>0</b>	<b>0</b>
Cash Balance at Beginning of Fiscal Year			214	214	214	214	214	214	214	214
Cash Balance at End of Fiscal Year			214	214	214	214	214	214	214	214
Year End Encumbrances Appropriated			0	0	0	0	0	0	0	0
<b>Unencumbered Fund Balance at End of Fiscal Year</b>			<b>\$214</b>	<b>\$214</b>	<b>\$214</b>	<b>\$214</b>	<b>\$214</b>	<b>\$214</b>	<b>\$214</b>	<b>\$214</b>



**STRONGSVILLE CITY SCHOOL DISTRICT**

*CUYAHOGA COUNTY, OH*

*STUDENT MANAGED ACTIVITY - DEPARTMENTAL STATEMENT OF REVENUES AND EXPENDITURES (LEVEL 4 FINANCIALS)*

*FY 2013 ACTUAL THROUGH PROJECTION TO FY 2020*

*STUDENT MANAGED ACTIVITY BUDGET CENTER: DEBATE TEAM STRONGSVILLE HIGH SCHOOL - 9904*

Function	Object	Description	Fiscal Year 2013 Actual	Fiscal Year 2014 Actual	Fiscal Year 2015 Actual	Fiscal Year 2016 Actual	Fiscal Year 2017 Budget	Fiscal Year 2018 Projection	Fiscal Year 2019 Projection	Fiscal Year 2020 Projection
<b>Revenues:</b>										
		<b>From Local Sources:</b>								
		Extracurricular	\$700	\$0	\$0	\$0	\$750	\$750	\$750	\$750
		Other Local Revenues	0	0	0	0	100	100	100	100
<b>Total Revenues</b>			<b>700</b>	<b>0</b>	<b>0</b>	<b>0</b>	<b>850</b>	<b>850</b>	<b>850</b>	<b>850</b>
<i>Extracurricular Activities</i>										
		<i>Purchase Services</i>								
	490	Other Purchased Services	0	0	0	0	500	401	350	350
		<i>Supplies and Materials</i>								
	590	Other Supplies and Materials	0	0	0	0	500	500	500	500
		<i>Other Objects</i>								
	891	Student Activity Payments	702	0	40	0	75	0	0	0
<b>Total Expenditures</b>			<b>702</b>	<b>0</b>	<b>40</b>	<b>0</b>	<b>1,075</b>	<b>901</b>	<b>850</b>	<b>850</b>
<b>Net Change in Fund Balance</b>			<b>(2)</b>	<b>0</b>	<b>(40)</b>	<b>0</b>	<b>(225)</b>	<b>(51)</b>	<b>0</b>	<b>0</b>
<b>Cash Balance at Beginning of Fiscal Year</b>			<b>318</b>	<b>316</b>	<b>316</b>	<b>276</b>	<b>276</b>	<b>51</b>	<b>0</b>	<b>0</b>
<b>Cash Balance at End of Fiscal Year</b>			<b>316</b>	<b>316</b>	<b>276</b>	<b>276</b>	<b>51</b>	<b>0</b>	<b>0</b>	<b>0</b>
<b>Year End Encumbrances Appropriated</b>			<b>0</b>	<b>0</b>	<b>0</b>	<b>0</b>	<b>0</b>	<b>0</b>	<b>0</b>	<b>0</b>
<b>Unencumbered Fund Balance at End of Fiscal Year</b>			<b>\$316</b>	<b>\$316</b>	<b>\$276</b>	<b>\$276</b>	<b>\$51</b>	<b>\$0</b>	<b>\$0</b>	<b>\$0</b>

**STRONGSVILLE CITY SCHOOL DISTRICT**

*CUYAHOGA COUNTY, OH*

*STUDENT MANAGED ACTIVITY - DEPARTMENTAL STATEMENT OF REVENUES AND EXPENDITURES (LEVEL 4 FINANCIALS)*

*FY 2013 ACTUAL THROUGH PROJECTION TO FY 2020*

*STUDENT MANAGED ACTIVITY BUDGET CENTER: DRAMA CLUB STRONGSVILLE HIGH SCHOOL - 9905*

Function	Object	Description	Fiscal Year 2013 Actual	Fiscal Year 2014 Actual	Fiscal Year 2015 Actual	Fiscal Year 2016 Actual	Fiscal Year 2017 Budget	Fiscal Year 2018 Projection	Fiscal Year 2019 Projection	Fiscal Year 2020 Projection
<b>Revenues:</b>										
	From Local Sources:									
	Extracurricular		\$0	\$1,382	\$0	\$0	\$0	\$0	\$0	\$0
<b>Total Revenues</b>			<b>0</b>	<b>1,382</b>	<b>0</b>	<b>0</b>	<b>0</b>	<b>0</b>	<b>0</b>	<b>0</b>
<i>Extracurricular Activities</i>										
	Other Objects									
	891	Student Activity Payments	0	4,287	0	0	0	0	0	0
<b>Total Expenditures</b>			<b>0</b>	<b>4,287</b>	<b>0</b>	<b>0</b>	<b>0</b>	<b>0</b>	<b>0</b>	<b>0</b>
<b>Excess of Revenues Over / (Under) Expenditures</b>			<b>0</b>	<b>(2,905)</b>	<b>0</b>	<b>0</b>	<b>0</b>	<b>0</b>	<b>0</b>	<b>0</b>
<b>Other Financing Sources / (Uses):</b>										
	Other Financing Uses									
	910	Transfers Out	0	(5,613)	0	0	0	0	0	0
<b>Net Change in Fund Balance</b>			<b>0</b>	<b>(8,518)</b>	<b>0</b>	<b>0</b>	<b>0</b>	<b>0</b>	<b>0</b>	<b>0</b>
Cash Balance at Beginning of Fiscal Year			8,518	8,518	0	0	0	0	0	0
Cash Balance at End of Fiscal Year			8,518	0	0	0	0	0	0	0
Year End Encumbrances Appropriated			0	0	0	0	0	0	0	0
<b>Unencumbered Fund Balance at End of Fiscal Year</b>			<b>\$8,518</b>	<b>\$0</b>	<b>\$0</b>	<b>\$0</b>	<b>\$0</b>	<b>\$0</b>	<b>\$0</b>	<b>\$0</b>

**STRONGSVILLE CITY SCHOOL DISTRICT**

**CUYAHOGA COUNTY, OH**

*STUDENT MANAGED ACTIVITY - DEPARTMENTAL STATEMENT OF REVENUES AND EXPENDITURES (LEVEL 4 FINANCIALS)*

*FY 2013 ACTUAL THROUGH PROJECTION TO FY 2020*

**STUDENT MANAGED ACTIVITY BUDGET CENTER: MATHEMATICS CLUB STRONGSVILLE HIGH SCHOOL - 9907**

Function	Object	Description	Fiscal Year 2013 Actual	Fiscal Year 2014 Actual	Fiscal Year 2015 Actual	Fiscal Year 2016 Actual	Fiscal Year 2017 Budget	Fiscal Year 2018 Projection	Fiscal Year 2019 Projection	Fiscal Year 2020 Projection
<b>Revenues:</b>										
		<b>From Local Sources:</b>								
		Extracurricular	\$2,760	\$3,321	\$2,405	\$3,800	\$5,000	\$5,000	\$5,000	\$5,000
		Other Local Revenues	0	0	0	0	100	100	100	100
<b>Total Revenues</b>			<b>2,760</b>	<b>3,321</b>	<b>2,405</b>	<b>3,800</b>	<b>5,100</b>	<b>5,100</b>	<b>5,100</b>	<b>5,100</b>
<i>Extracurricular Activities</i>										
		<i>Purchase Services</i>								
	490	Other Purchased Services	0	0	0	1,803	8,000	2,000	1,668	1,668
		<i>Supplies and Materials</i>								
	590	Other Supplies and Materials	0	0	0	1,418	10,407	854	854	854
		<i>Capital Outlay</i>								
	640	Equipment	0	0	0	0	500	500	500	500
		<i>Other Objects</i>								
	881	Scholarships	0	0	0	0	250	250	250	250
	883	Mememrials	0	0	0	0	250	250	250	250
	889	Other Awards and Prizes	0	0	0	0	1,500	1,500	1,500	1,500
	891	Student Activity Payments	384	4,264	2,271	0	78	78	78	78
		<b>Total Other Objects</b>	<b>384</b>	<b>4,264</b>	<b>2,271</b>	<b>0</b>	<b>2,078</b>	<b>2,078</b>	<b>2,078</b>	<b>2,078</b>
<b>Total Expenditures</b>			<b>384</b>	<b>4,264</b>	<b>2,271</b>	<b>3,221</b>	<b>20,985</b>	<b>5,432</b>	<b>5,100</b>	<b>5,100</b>
<b>Net Change in Fund Balance</b>			<b>2,376</b>	<b>(943)</b>	<b>134</b>	<b>579</b>	<b>(15,885)</b>	<b>(332)</b>	<b>0</b>	<b>0</b>
<b>Cash Balance at Beginning of Fiscal Year</b>			<b>14,071</b>	<b>16,447</b>	<b>15,504</b>	<b>15,638</b>	<b>16,217</b>	<b>332</b>	<b>0</b>	<b>0</b>
<b>Cash Balance at End of Fiscal Year</b>			<b>16,447</b>	<b>15,504</b>	<b>15,638</b>	<b>16,217</b>	<b>332</b>	<b>0</b>	<b>0</b>	<b>0</b>
<b>Year End Encumbrances Appropriated</b>			<b>0</b>	<b>0</b>	<b>0</b>	<b>0</b>	<b>0</b>	<b>0</b>	<b>0</b>	<b>0</b>
<b>Unencumbered Fund Balance at End of Fiscal Year</b>			<b>\$16,447</b>	<b>\$15,504</b>	<b>\$15,638</b>	<b>\$16,217</b>	<b>\$332</b>	<b>\$0</b>	<b>\$0</b>	<b>\$0</b>

**STRONGSVILLE CITY SCHOOL DISTRICT**

*CUYAHOGA COUNTY, OH*

*STUDENT MANAGED ACTIVITY - DEPARTMENTAL STATEMENT OF REVENUES AND EXPENDITURES (LEVEL 4 FINANCIALS)*

*FY 2013 ACTUAL THROUGH PROJECTION TO FY 2020*

*STUDENT MANAGED ACTIVITY BUDGET CENTER: SEAC CLUB STRONGSVILLE HIGH SCHOOL - 9908*

Function	Object	Description	Fiscal Year 2013 Actual	Fiscal Year 2014 Actual	Fiscal Year 2015 Actual	Fiscal Year 2016 Actual	Fiscal Year 2017 Budget	Fiscal Year 2018 Projection	Fiscal Year 2019 Projection	Fiscal Year 2020 Projection
<b>Revenues:</b>										
		<b>From Local Sources:</b>								
		Extracurricular	\$613	\$1,073	\$1,884	\$0	\$0	\$0	\$0	\$0
<b>Total Revenues</b>			<b>613</b>	<b>1,073</b>	<b>1,884</b>	<b>0</b>	<b>0</b>	<b>0</b>	<b>0</b>	<b>0</b>
<i>Extracurricular Activities</i>										
		<i>Other Objects</i>								
	891	Student Activity Payments	1,500	1,500	1,500	0	0	0	0	0
<b>Total Expenditures</b>			<b>1,500</b>	<b>1,500</b>	<b>1,500</b>	<b>0</b>	<b>0</b>	<b>0</b>	<b>0</b>	<b>0</b>
<b>Excess of Revenues Over / (Under) Expenditures</b>			<b>(887)</b>	<b>(427)</b>	<b>384</b>	<b>0</b>	<b>0</b>	<b>0</b>	<b>0</b>	<b>0</b>
<b>Other Financing Sources / (Uses):</b>										
		<i>Other Financing Uses</i>								
	910	Transfers Out	0	0	0	(4,745)	0	0	0	0
<b>Net Change in Fund Balance</b>			<b>(887)</b>	<b>(427)</b>	<b>384</b>	<b>(4,745)</b>	<b>0</b>	<b>0</b>	<b>0</b>	<b>0</b>
Cash Balance at Beginning of Fiscal Year			5,675	4,788	4,361	4,745	0	0	0	0
Cash Balance at End of Fiscal Year			4,788	4,361	4,745	0	0	0	0	0
Year End Encumbrances Appropriated			0	0	0	0	0	0	0	0
<b>Unencumbered Fund Balance at End of Fiscal Year</b>			<b>\$4,788</b>	<b>\$4,361</b>	<b>\$4,745</b>	<b>\$0</b>	<b>\$0</b>	<b>\$0</b>	<b>\$0</b>	<b>\$0</b>

**STRONGSVILLE CITY SCHOOL DISTRICT**

*CUYAHOGA COUNTY, OH*

*STUDENT MANAGED ACTIVITY - DEPARTMENTAL STATEMENT OF REVENUES AND EXPENDITURES (LEVEL 4 FINANCIALS)*

*FY 2013 ACTUAL THROUGH PROJECTION TO FY 2020*

*STUDENT MANAGED ACTIVITY BUDGET CENTER: SCIENCE CLUB STRONGSVILLE HIGH SCHOOL - 9909*

Function	Object	Description	Fiscal Year 2013 Actual	Fiscal Year 2014 Actual	Fiscal Year 2015 Actual	Fiscal Year 2016 Actual	Fiscal Year 2017 Budget	Fiscal Year 2018 Projection	Fiscal Year 2019 Projection	Fiscal Year 2020 Projection
<b>Revenues:</b>										
		<b>From Local Sources:</b>								
		Extracurricular	\$0	\$0	\$0	\$0	\$1,000	\$1,000	\$1,000	\$1,000
		Other Local Revenues	0	0	0	0	100	100	100	100
<b>Total Revenues</b>			<b>0</b>	<b>0</b>	<b>0</b>	<b>0</b>	<b>1,100</b>	<b>1,100</b>	<b>1,100</b>	<b>1,100</b>
<i>Extracurricular Activities</i>										
		<i>Purchase Services</i>								
	490	Other Purchased Services	0	0	0	0	500	500	500	500
		<i>Supplies and Materials</i>								
	590	Other Supplies and Materials	0	0	0	0	1,350	479	475	475
		<i>Capital Outlay</i>								
	640	Equipment	0	0	0	0	50	50	50	50
		<i>Other Objects</i>								
	891	Student Activity Payments	0	0	0	0	75	75	75	75
<b>Total Expenditures</b>			<b>0</b>	<b>0</b>	<b>0</b>	<b>0</b>	<b>1,975</b>	<b>1,104</b>	<b>1,100</b>	<b>1,100</b>
<b>Net Change in Fund Balance</b>			<b>0</b>	<b>0</b>	<b>0</b>	<b>0</b>	<b>(875)</b>	<b>(4)</b>	<b>0</b>	<b>0</b>
		Cash Balance at Beginning of Fiscal Year	879	879	879	879	879	4	0	0
		Cash Balance at End of Fiscal Year	879	879	879	879	4	0	0	0
		Year End Encumbrances Appropriated	0	0	0	0	0	0	0	0
<b>Unencumbered Fund Balance at End of Fiscal Year</b>			<b>\$879</b>	<b>\$879</b>	<b>\$879</b>	<b>\$879</b>	<b>\$4</b>	<b>\$0</b>	<b>\$0</b>	<b>\$0</b>

**STRONGSVILLE CITY SCHOOL DISTRICT**

*CUYAHOGA COUNTY, OH*

*STUDENT MANAGED ACTIVITY - DEPARTMENTAL STATEMENT OF REVENUES AND EXPENDITURES (LEVEL 4 FINANCIALS)*

*FY 2013 ACTUAL THROUGH PROJECTION TO FY 2020*

*STUDENT MANAGED ACTIVITY BUDGET CENTER: TECHNOLOGY CLUB STRONGSVILLE HIGH SCHOOL - 9912*

Function	Object	Description	Fiscal Year 2013 Actual	Fiscal Year 2014 Actual	Fiscal Year 2015 Actual	Fiscal Year 2016 Actual	Fiscal Year 2017 Budget	Fiscal Year 2018 Projection	Fiscal Year 2019 Projection	Fiscal Year 2020 Projection
<b>Revenues:</b>										
		<b>From Local Sources:</b>								
		Extracurricular	\$1,421	\$898	\$396	\$99	\$500	\$500	\$500	\$500
		Other Local Revenues	0	0	0	107	25	25	25	25
<b>Total Revenues</b>			<b>1,421</b>	<b>898</b>	<b>396</b>	<b>206</b>	<b>525</b>	<b>525</b>	<b>525</b>	<b>525</b>
<i>Extracurricular Activities</i>										
		<i>Purchase Services</i>								
	490	Other Purchased Services	0	0	0	0	250	250	250	250
		<i>Supplies and Materials</i>								
	590	Other Supplies and Materials	0	0	0	0	2,750	339	225	225
		<i>Capital Outlay</i>								
	640	Equipment	0	0	0	0	300	0	0	0
		<i>Other Objects</i>								
	889	Other Awards and Prizes	0	0	0	0	50	50	50	50
	891	Student Activity Payments	0	348	0	0	0	0	0	0
		<i>Total Other Objects</i>	<i>0</i>	<i>348</i>	<i>0</i>	<i>0</i>	<i>50</i>	<i>50</i>	<i>50</i>	<i>50</i>
<b>Total Expenditures</b>			<b>0</b>	<b>348</b>	<b>0</b>	<b>0</b>	<b>3,350</b>	<b>639</b>	<b>525</b>	<b>525</b>
<b>Net Change in Fund Balance</b>			<b>1,421</b>	<b>550</b>	<b>396</b>	<b>206</b>	<b>(2,825)</b>	<b>(114)</b>	<b>0</b>	<b>0</b>
		Cash Balance at Beginning of Fiscal Year	366	1,787	2,337	2,733	2,939	114	0	0
		Cash Balance at End of Fiscal Year	1,787	2,337	2,733	2,939	114	0	0	0
		Year End Encumbrances Appropriated	0	0	0	0	0	0	0	0
<b>Unencumbered Fund Balance at End of Fiscal Year</b>			<b>\$1,787</b>	<b>\$2,337</b>	<b>\$2,733</b>	<b>\$2,939</b>	<b>\$114</b>	<b>\$0</b>	<b>\$0</b>	<b>\$0</b>

**STRONGSVILLE CITY SCHOOL DISTRICT**

*CUYAHOGA COUNTY, OH*

*STUDENT MANAGED ACTIVITY - DEPARTMENTAL STATEMENT OF REVENUES AND EXPENDITURES (LEVEL 4 FINANCIALS)*

*FY 2013 ACTUAL THROUGH PROJECTION TO FY 2020*

*STUDENT MANAGED ACTIVITY BUDGET CENTER: SOCIEDAD HONORARIA HISPANICA STRONGSVILLE HIGH SCHOOL - 9913*

Function	Object	Description	Fiscal Year 2013 Actual	Fiscal Year 2014 Actual	Fiscal Year 2015 Actual	Fiscal Year 2016 Actual	Fiscal Year 2017 Budget	Fiscal Year 2018 Projection	Fiscal Year 2019 Projection	Fiscal Year 2020 Projection
<b>Revenues:</b>										
		<b>From Local Sources:</b>								
		Extracurricular	\$180	\$755	\$1,065	\$690	\$2,000	\$2,000	\$2,000	\$2,000
		Other Local Revenues	0	0	0	0	100	100	100	100
<b>Total Revenues</b>			<b>180</b>	<b>755</b>	<b>1,065</b>	<b>690</b>	<b>2,100</b>	<b>2,100</b>	<b>2,100</b>	<b>2,100</b>
<i>Extracurricular Activities</i>										
		<i>Purchase Services</i>								
	490	Other Purchased Services	0	0	0	0	1,000	407	375	375
		<i>Supplies and Materials</i>								
	590	Other Supplies and Materials	0	0	0	452	1,250	1,250	1,250	1,250
		<i>Capital Outlay</i>								
	640	Equipment	0	0	0	0	25	25	25	25
		<i>Other Objects</i>								
	883	Mememrials	0	0	0	0	50	50	50	50
	889	Other Awards and Prizes	0	0	0	0	400	400	400	400
	891	Student Activity Payments	1,603	453	1,114	0	0	0	0	0
		<i>Total Other Objects</i>	<i>1,603</i>	<i>453</i>	<i>1,114</i>	<i>0</i>	<i>450</i>	<i>450</i>	<i>450</i>	<i>450</i>
<b>Total Expenditures</b>			<b>1,603</b>	<b>453</b>	<b>1,114</b>	<b>452</b>	<b>2,725</b>	<b>2,132</b>	<b>2,100</b>	<b>2,100</b>
<b>Net Change in Fund Balance</b>			<b>(1,423)</b>	<b>302</b>	<b>(49)</b>	<b>238</b>	<b>(625)</b>	<b>(32)</b>	<b>0</b>	<b>0</b>
		Cash Balance at Beginning of Fiscal Year	1,589	166	468	419	657	32	0	0
		Cash Balance at End of Fiscal Year	166	468	419	657	32	0	0	0
		Year End Encumbrances Appropriated	0	0	0	0	0	0	0	0
<b>Unencumbered Fund Balance at End of Fiscal Year</b>			<b>\$166</b>	<b>\$468</b>	<b>\$419</b>	<b>\$657</b>	<b>\$32</b>	<b>\$0</b>	<b>\$0</b>	<b>\$0</b>

**STRONGSVILLE CITY SCHOOL DISTRICT**

*CUYAHOGA COUNTY, OH*

*STUDENT MANAGED ACTIVITY - DEPARTMENTAL STATEMENT OF REVENUES AND EXPENDITURES (LEVEL 4 FINANCIALS)*

*FY 2013 ACTUAL THROUGH PROJECTION TO FY 2020*

*STUDENT MANAGED ACTIVITY BUDGET CENTER: COMPUTER CLUB STRONGSVILLE HIGH SCHOOL - 9914*

Function	Object	Description	Fiscal Year 2013 Actual	Fiscal Year 2014 Actual	Fiscal Year 2015 Actual	Fiscal Year 2016 Actual	Fiscal Year 2017 Budget	Fiscal Year 2018 Projection	Fiscal Year 2019 Projection	Fiscal Year 2020 Projection
<b>Revenues:</b>										
		<b>From Local Sources:</b>								
		Extracurricular	\$0	\$0	\$10	\$0	\$0	\$0	\$0	\$0
<b>Total Revenues</b>			<b>0</b>	<b>0</b>	<b>10</b>	<b>0</b>	<b>0</b>	<b>0</b>	<b>0</b>	<b>0</b>
<i>Extracurricular Activities</i>										
		<i>Other Objects</i>								
	891	Student Activity Payments	0	0	0	0	0	0	0	0
<b>Total Expenditures</b>			<b>0</b>	<b>0</b>	<b>0</b>	<b>0</b>	<b>0</b>	<b>0</b>	<b>0</b>	<b>0</b>
<b>Net Change in Fund Balance</b>			<b>0</b>	<b>0</b>	<b>10</b>	<b>0</b>	<b>0</b>	<b>0</b>	<b>0</b>	<b>0</b>
Cash Balance at Beginning of Fiscal Year			125	125	125	135	135	135	135	135
Cash Balance at End of Fiscal Year			125	125	135	135	135	135	135	135
Year End Encumbrances Appropriated			0	0	0	0	0	0	0	0
<b>Unencumbered Fund Balance at End of Fiscal Year</b>			<b>\$125</b>	<b>\$125</b>	<b>\$135</b>	<b>\$135</b>	<b>\$135</b>	<b>\$135</b>	<b>\$135</b>	<b>\$135</b>



**STRONGSVILLE CITY SCHOOL DISTRICT**

*CUYAHOGA COUNTY, OH*

*STUDENT MANAGED ACTIVITY - DEPARTMENTAL STATEMENT OF REVENUES AND EXPENDITURES (LEVEL 4 FINANCIALS)*

*FY 2013 ACTUAL THROUGH PROJECTION TO FY 2020*

*STUDENT MANAGED ACTIVITY BUDGET CENTER: LATIN CLUB STRONGSVILLE HIGH SCHOOL - 9916*

Function	Object	Description	Fiscal Year 2013 Actual	Fiscal Year 2014 Actual	Fiscal Year 2015 Actual	Fiscal Year 2016 Actual	Fiscal Year 2017 Budget	Fiscal Year 2018 Projection	Fiscal Year 2019 Projection	Fiscal Year 2020 Projection
<b>Revenues:</b>										
		<b>From Local Sources:</b>								
		Extracurricular	\$0	\$0	\$0	\$0	\$0	\$0	\$0	\$0
<b>Total Revenues</b>			<b>0</b>	<b>0</b>	<b>0</b>	<b>0</b>	<b>0</b>	<b>0</b>	<b>0</b>	<b>0</b>
<i>Extracurricular Activities</i>										
		<i>Other Objects</i>								
	891	Student Activity Payments	0	0	0	0	0	0	0	0
<b>Total Expenditures</b>			<b>0</b>	<b>0</b>	<b>0</b>	<b>0</b>	<b>0</b>	<b>0</b>	<b>0</b>	<b>0</b>
<b>Net Change in Fund Balance</b>			<b>0</b>	<b>0</b>	<b>0</b>	<b>0</b>	<b>0</b>	<b>0</b>	<b>0</b>	<b>0</b>
Cash Balance at Beginning of Fiscal Year			6	6	6	6	6	6	6	6
Cash Balance at End of Fiscal Year			6	6	6	6	6	6	6	6
Year End Encumbrances Appropriated			0	0	0	0	0	0	0	0
<b>Unencumbered Fund Balance at End of Fiscal Year</b>			<b>\$6</b>	<b>\$6</b>	<b>\$6</b>	<b>\$6</b>	<b>\$6</b>	<b>\$6</b>	<b>\$6</b>	<b>\$6</b>

**STRONGSVILLE CITY SCHOOL DISTRICT**

*CUYAHOGA COUNTY, OH*

*STUDENT MANAGED ACTIVITY - DEPARTMENTAL STATEMENT OF REVENUES AND EXPENDITURES (LEVEL 4 FINANCIALS)*

*FY 2013 ACTUAL THROUGH PROJECTION TO FY 2020*

*STUDENT MANAGED ACTIVITY BUDGET CENTER: FRENCH CLUB STRONGSVILLE HIGH SCHOOL - 9917*

Function	Object	Description	Fiscal Year 2013 Actual	Fiscal Year 2014 Actual	Fiscal Year 2015 Actual	Fiscal Year 2016 Actual	Fiscal Year 2017 Budget	Fiscal Year 2018 Projection	Fiscal Year 2019 Projection	Fiscal Year 2020 Projection
<b>Revenues:</b>										
		<b>From Local Sources:</b>								
		Extracurricular	\$1,271	\$1,244	\$1,772	\$1,311	\$1,500	\$1,500	\$1,500	\$1,500
		Other Local Revenues	0	0	0	0	50	50	50	50
<b>Total Revenues</b>			<b>1,271</b>	<b>1,244</b>	<b>1,772</b>	<b>1,311</b>	<b>1,550</b>	<b>1,550</b>	<b>1,550</b>	<b>1,550</b>
<i>Extracurricular Activities</i>										
		<i>Supplies and Materials</i>								
	590	Other Supplies and Materials	0	0	0	1,353	3,385	985	975	975
		<i>Capital Outlay</i>								
	640	Equipment	0	0	0	0	50	50	50	50
		<i>Other Objects</i>								
	883	Mememrials	0	0	0	0	50	50	50	50
	889	Other Awards and Prizes	0	0	0	0	475	475	475	475
	891	Student Activity Payments	1,010	1,002	1,562	0	0	0	0	0
		<i>Total Other Objects</i>	<i>1,010</i>	<i>1,002</i>	<i>1,562</i>	<i>0</i>	<i>525</i>	<i>525</i>	<i>525</i>	<i>525</i>
<b>Total Expenditures</b>			<b>1,010</b>	<b>1,002</b>	<b>1,562</b>	<b>1,353</b>	<b>3,960</b>	<b>1,560</b>	<b>1,550</b>	<b>1,550</b>
<b>Net Change in Fund Balance</b>			<b>261</b>	<b>242</b>	<b>210</b>	<b>(42)</b>	<b>(2,410)</b>	<b>(10)</b>	<b>0</b>	<b>0</b>
		Cash Balance at Beginning of Fiscal Year	1,749	2,010	2,252	2,462	2,420	10	0	0
		Cash Balance at End of Fiscal Year	2,010	2,252	2,462	2,420	10	0	0	0
		Year End Encumbrances Appropriated	0	0	0	0	0	0	0	0
<b>Unencumbered Fund Balance at End of Fiscal Year</b>			<b>\$2,010</b>	<b>\$2,252</b>	<b>\$2,462</b>	<b>\$2,420</b>	<b>\$10</b>	<b>\$0</b>	<b>\$0</b>	<b>\$0</b>

**STRONGSVILLE CITY SCHOOL DISTRICT**

**CUYAHOGA COUNTY, OH**

**STUDENT MANAGED ACTIVITY - DEPARTMENTAL STATEMENT OF REVENUES AND EXPENDITURES (LEVEL 4 FINANCIALS)**

**FY 2013 ACTUAL THROUGH PROJECTION TO FY 2020**

**STUDENT MANAGED ACTIVITY BUDGET CENTER: GERMAN CLUB STRONGSVILLE HIGH SCHOOL - 9918**

Function	Object	Description	Fiscal Year 2013 Actual	Fiscal Year 2014 Actual	Fiscal Year 2015 Actual	Fiscal Year 2016 Actual	Fiscal Year 2017 Budget	Fiscal Year 2018 Projection	Fiscal Year 2019 Projection	Fiscal Year 2020 Projection
<b>Revenues:</b>										
		<b>From Local Sources:</b>								
		Extracurricular	\$0	\$475	\$885	\$881	\$2,000	\$2,000	\$2,000	\$2,000
		Other Local Revenues	0	0	0	0	100	100	100	100
<b>Total Revenues</b>			<b>0</b>	<b>475</b>	<b>885</b>	<b>881</b>	<b>2,100</b>	<b>2,100</b>	<b>2,100</b>	<b>2,100</b>
<b>Extracurricular Activities</b>										
		<b>Supplies and Materials</b>								
	590	Other Supplies and Materials	0	0	0	667	2,000	2,000	1,842	1,800
		<b>Other Objects</b>								
	883	Mememrials	0	0	0	0	25	25	25	25
	889	Other Awards and Prizes	0	0	0	0	275	275	275	275
	891	Student Activity Payments	361	282	854	0	0	0	0	0
		<b>Total Other Objects</b>	<b>361</b>	<b>282</b>	<b>854</b>	<b>0</b>	<b>300</b>	<b>300</b>	<b>300</b>	<b>300</b>
<b>Total Expenditures</b>			<b>361</b>	<b>282</b>	<b>854</b>	<b>667</b>	<b>2,300</b>	<b>2,300</b>	<b>2,142</b>	<b>2,100</b>
<b>Net Change in Fund Balance</b>			<b>(361)</b>	<b>193</b>	<b>31</b>	<b>214</b>	<b>(200)</b>	<b>(200)</b>	<b>(42)</b>	<b>0</b>
		Cash Balance at Beginning of Fiscal Year	365	4	197	228	442	242	42	0
		Cash Balance at End of Fiscal Year	4	197	228	442	242	42	0	0
		Year End Encumbrances Appropriated	0	0	0	0	0	0	0	0
<b>Unencumbered Fund Balance at End of Fiscal Year</b>			<b>\$4</b>	<b>\$197</b>	<b>\$228</b>	<b>\$442</b>	<b>\$242</b>	<b>\$42</b>	<b>\$0</b>	<b>\$0</b>

**STRONGSVILLE CITY SCHOOL DISTRICT**

**CUYAHOGA COUNTY, OH**

*STUDENT MANAGED ACTIVITY - DEPARTMENTAL STATEMENT OF REVENUES AND EXPENDITURES (LEVEL 4 FINANCIALS)*

*FY 2013 ACTUAL THROUGH PROJECTION TO FY 2020*

**STUDENT MANAGED ACTIVITY BUDGET CENTER: SPANISH CLUB STRONGSVILLE HIGH SCHOOL - 9919**

Function	Object	Description	Fiscal Year 2013 Actual	Fiscal Year 2014 Actual	Fiscal Year 2015 Actual	Fiscal Year 2016 Actual	Fiscal Year 2017 Budget	Fiscal Year 2018 Projection	Fiscal Year 2019 Projection	Fiscal Year 2020 Projection
<b>Revenues:</b>										
		<b>From Local Sources:</b>								
		Extracurricular	\$1,141	\$1,334	\$1,507	\$55	\$2,000	\$2,000	\$2,000	\$2,000
		Other Local Revenues	0	0	0	0	100	100	100	100
<b>Total Revenues</b>			<b>1,141</b>	<b>1,334</b>	<b>1,507</b>	<b>55</b>	<b>2,100</b>	<b>2,100</b>	<b>2,100</b>	<b>2,100</b>
<i>Extracurricular Activities</i>										
		<i>Purchase Services</i>								
	490	Other Purchased Services	0	0	0	0	1,000	500	500	500
		<i>Supplies and Materials</i>								
	590	Other Supplies and Materials	0	0	0	50	3,000	1,037	925	925
		<i>Capital Outlay</i>								
	640	Equipment	0	0	0	0	575	575	575	575
		<i>Other Objects</i>								
	883	Mememrials	0	0	0	0	50	50	50	50
	889	Other Awards and Prizes	0	0	0	0	50	50	50	50
	891	Student Activity Payments	1,357	1,095	1,133	0	0	0	0	0
		<i>Total Other Objects</i>	<i>1,357</i>	<i>1,095</i>	<i>1,133</i>	<i>0</i>	<i>100</i>	<i>100</i>	<i>100</i>	<i>100</i>
<b>Total Expenditures</b>			<b>1,357</b>	<b>1,095</b>	<b>1,133</b>	<b>50</b>	<b>4,675</b>	<b>2,212</b>	<b>2,100</b>	<b>2,100</b>
<b>Net Change in Fund Balance</b>			<b>(216)</b>	<b>239</b>	<b>374</b>	<b>5</b>	<b>(2,575)</b>	<b>(112)</b>	<b>0</b>	<b>0</b>
		Cash Balance at Beginning of Fiscal Year	2,285	2,069	2,308	2,682	2,687	112	0	0
		Cash Balance at End of Fiscal Year	2,069	2,308	2,682	2,687	112	0	0	0
		Year End Encumbrances Appropriated	0	0	0	0	0	0	0	0
<b>Unencumbered Fund Balance at End of Fiscal Year</b>			<b>\$2,069</b>	<b>\$2,308</b>	<b>\$2,682</b>	<b>\$2,687</b>	<b>\$112</b>	<b>\$0</b>	<b>\$0</b>	<b>\$0</b>

**STRONGSVILLE CITY SCHOOL DISTRICT**

*CUYAHOGA COUNTY, OH*

*STUDENT MANAGED ACTIVITY - DEPARTMENTAL STATEMENT OF REVENUES AND EXPENDITURES (LEVEL 4 FINANCIALS)*

*FY 2013 ACTUAL THROUGH PROJECTION TO FY 2020*

*STUDENT MANAGED ACTIVITY BUDGET CENTER: ASAP CLUB STRONGSVILLE HIGH SCHOOL - 9920*

Function	Object	Description	Fiscal Year 2013 Actual	Fiscal Year 2014 Actual	Fiscal Year 2015 Actual	Fiscal Year 2016 Actual	Fiscal Year 2017 Budget	Fiscal Year 2018 Projection	Fiscal Year 2019 Projection	Fiscal Year 2020 Projection
<b>Revenues:</b>										
		<b>From Local Sources:</b>								
		Extracurricular	\$0	\$506	\$0	\$0	\$0	\$0	\$0	\$0
<b>Total Revenues</b>			<b>0</b>	<b>506</b>	<b>0</b>	<b>0</b>	<b>0</b>	<b>0</b>	<b>0</b>	<b>0</b>
<i>Extracurricular Activities</i>										
		<i>Other Objects</i>								
	891	Student Activity Payments	0	86	199	0	0	0	0	0
<b>Total Expenditures</b>			<b>0</b>	<b>86</b>	<b>199</b>	<b>0</b>	<b>0</b>	<b>0</b>	<b>0</b>	<b>0</b>
<b>Excess of Revenues Over / (Under) Expenditures</b>			<b>0</b>	<b>420</b>	<b>(199)</b>	<b>0</b>	<b>0</b>	<b>0</b>	<b>0</b>	<b>0</b>
<b>Other Financing Sources / (Uses):</b>										
		<i>Other Financing Uses</i>								
	910	Transfers Out	0	0	(210)	0	0	0	0	0
<b>Net Change in Fund Balance</b>			<b>0</b>	<b>420</b>	<b>(409)</b>	<b>0</b>	<b>0</b>	<b>0</b>	<b>0</b>	<b>0</b>
Cash Balance at Beginning of Fiscal Year			1	1	421	12	12	12	12	12
Cash Balance at End of Fiscal Year			1	421	12	12	12	12	12	12
Year End Encumbrances Appropriated			0	0	0	0	0	0	0	0
<b>Unencumbered Fund Balance at End of Fiscal Year</b>			<b>\$1</b>	<b>\$421</b>	<b>\$12</b>	<b>\$12</b>	<b>\$12</b>	<b>\$12</b>	<b>\$12</b>	<b>\$12</b>

**STRONGSVILLE CITY SCHOOL DISTRICT**  
**CUYAHOGA COUNTY, OH**

*STUDENT MANAGED ACTIVITY - DEPARTMENTAL STATEMENT OF REVENUES AND EXPENDITURES (LEVEL 4 FINANCIALS)*  
*FY 2013 ACTUAL THROUGH PROJECTION TO FY 2020*  
**STUDENT MANAGED ACTIVITY BUDGET CENTER: MD VOCATIONAL TRAINING STRONGSVILLE HIGH SCHOOL - 9921**

Function	Object	Description	Fiscal Year 2013 Actual	Fiscal Year 2014 Actual	Fiscal Year 2015 Actual	Fiscal Year 2016 Actual	Fiscal Year 2017 Budget	Fiscal Year 2018 Projection	Fiscal Year 2019 Projection	Fiscal Year 2020 Projection
<b>Revenues:</b>										
		<b>From Local Sources:</b>								
		Extracurricular	\$0	\$0	\$0	\$0	\$0	\$0	\$0	\$0
<b>Total Revenues</b>			<b>0</b>	<b>0</b>	<b>0</b>	<b>0</b>	<b>0</b>	<b>0</b>	<b>0</b>	<b>0</b>
<i>Extracurricular Activities</i>										
		<i>Other Objects</i>								
	891	Student Activity Payments	0	0	0	0	0	0	0	0
<b>Total Expenditures</b>			<b>0</b>	<b>0</b>	<b>0</b>	<b>0</b>	<b>0</b>	<b>0</b>	<b>0</b>	<b>0</b>
<b>Excess of Revenues Over / (Under) Expenditures</b>			<b>0</b>	<b>0</b>	<b>0</b>	<b>0</b>	<b>0</b>	<b>0</b>	<b>0</b>	<b>0</b>
<b>Other Financing Sources / (Uses):</b>										
		<i>Other Financing Uses</i>								
	910	Transfers Out	0	0	0	(562)	0	0	0	0
<b>Net Change in Fund Balance</b>			<b>0</b>	<b>0</b>	<b>0</b>	<b>(562)</b>	<b>0</b>	<b>0</b>	<b>0</b>	<b>0</b>
Cash Balance at Beginning of Fiscal Year			562	562	562	562	0	0	0	0
Cash Balance at End of Fiscal Year			562	562	562	0	0	0	0	0
Year End Encumbrances Appropriated			0	0	0	0	0	0	0	0
<b>Unencumbered Fund Balance at End of Fiscal Year</b>			<b>\$562</b>	<b>\$562</b>	<b>\$562</b>	<b>\$0</b>	<b>\$0</b>	<b>\$0</b>	<b>\$0</b>	<b>\$0</b>

**STRONGSVILLE CITY SCHOOL DISTRICT**

*CUYAHOGA COUNTY, OH*

*STUDENT MANAGED ACTIVITY - DEPARTMENTAL STATEMENT OF REVENUES AND EXPENDITURES (LEVEL 4 FINANCIALS)*

*FY 2013 ACTUAL THROUGH PROJECTION TO FY 2020*

*STUDENT MANAGED ACTIVITY BUDGET CENTER: H20 CLUB STRONGSVILLE HIGH SCHOOL - 9922*

Function	Object	Description	Fiscal Year 2013 Actual	Fiscal Year 2014 Actual	Fiscal Year 2015 Actual	Fiscal Year 2016 Actual	Fiscal Year 2017 Budget	Fiscal Year 2018 Projection	Fiscal Year 2019 Projection	Fiscal Year 2020 Projection
<b>Revenues:</b>										
		<b>From Local Sources:</b>								
		Extracurricular	\$1,361	\$2,435	\$0	\$0	\$5,000	\$5,000	\$5,000	\$5,000
		Other Local Revenues	0	0	0	0	4,000	4,000	4,000	4,000
<b>Total Revenues</b>			<b>1,361</b>	<b>2,435</b>	<b>0</b>	<b>0</b>	<b>9,000</b>	<b>9,000</b>	<b>9,000</b>	<b>9,000</b>
<i>Extracurricular Activities</i>										
		<i>Purchase Services</i>								
	490	Other Purchased Services	0	0	0	0	10,000	7,890	7,750	7,750
		<i>Supplies and Materials</i>								
	590	Other Supplies and Materials	0	0	0	0	750	750	750	750
		<i>Other Objects</i>								
	883	Mememrials	0	0	0	0	500	500	500	500
	891	Student Activity Payments	926	902	0	0	0	0	0	0
		<i>Total Other Objects</i>	<i>926</i>	<i>902</i>	<i>0</i>	<i>0</i>	<i>500</i>	<i>500</i>	<i>500</i>	<i>500</i>
<b>Total Expenditures</b>			<b>926</b>	<b>902</b>	<b>0</b>	<b>0</b>	<b>11,250</b>	<b>9,140</b>	<b>9,000</b>	<b>9,000</b>
<b>Net Change in Fund Balance</b>			<b>435</b>	<b>1,533</b>	<b>0</b>	<b>0</b>	<b>(2,250)</b>	<b>(140)</b>	<b>0</b>	<b>0</b>
		Cash Balance at Beginning of Fiscal Year	422	857	2,390	2,390	2,390	140	0	0
		Cash Balance at End of Fiscal Year	857	2,390	2,390	2,390	140	0	0	0
		Year End Encumbrances Appropriated	0	0	0	0	0	0	0	0
<b>Unencumbered Fund Balance at End of Fiscal Year</b>			<b>\$857</b>	<b>\$2,390</b>	<b>\$2,390</b>	<b>\$2,390</b>	<b>\$140</b>	<b>\$0</b>	<b>\$0</b>	<b>\$0</b>

**STRONGSVILLE CITY SCHOOL DISTRICT**

*CUYAHOGA COUNTY, OH*

*STUDENT MANAGED ACTIVITY - DEPARTMENTAL STATEMENT OF REVENUES AND EXPENDITURES (LEVEL 4 FINANCIALS)*

*FY 2013 ACTUAL THROUGH PROJECTION TO FY 2020*

*STUDENT MANAGED ACTIVITY BUDGET CENTER: DECA FUND STRONGSVILLE HIGH SCHOOL - 9924*

Function	Object	Description	Fiscal Year 2013 Actual	Fiscal Year 2014 Actual	Fiscal Year 2015 Actual	Fiscal Year 2016 Actual	Fiscal Year 2017 Budget	Fiscal Year 2018 Projection	Fiscal Year 2019 Projection	Fiscal Year 2020 Projection
<b>Revenues:</b>										
		<b>From Local Sources:</b>								
		Extracurricular	\$18,006	\$16,230	\$0	\$0	\$0	\$0	\$0	\$0
<b>Total Revenues</b>			<b>18,006</b>	<b>16,230</b>	<b>0</b>	<b>0</b>	<b>0</b>	<b>0</b>	<b>0</b>	<b>0</b>
<i>Extracurricular Activities</i>										
		<i>Other Objects</i>								
	891	Student Activity Payments	17,560	17,232	0	0	0	0	0	0
<b>Total Expenditures</b>			<b>17,560</b>	<b>17,232</b>	<b>0</b>	<b>0</b>	<b>0</b>	<b>0</b>	<b>0</b>	<b>0</b>
<b>Excess of Revenues Over / (Under) Expenditures</b>			<b>446</b>	<b>(1,002)</b>	<b>0</b>	<b>0</b>	<b>0</b>	<b>0</b>	<b>0</b>	<b>0</b>
<b>Other Financing Sources / (Uses):</b>										
		<i>Other Financing Uses</i>								
	910	Transfers Out	0	(4,921)	0	0	0	0	0	0
<b>Net Change in Fund Balance</b>			<b>446</b>	<b>(5,923)</b>	<b>0</b>	<b>0</b>	<b>0</b>	<b>0</b>	<b>0</b>	<b>0</b>
Cash Balance at Beginning of Fiscal Year			5,477	5,923	0	0	0	0	0	0
Cash Balance at End of Fiscal Year			5,923	0	0	0	0	0	0	0
Year End Encumbrances Appropriated			0	0	0	0	0	0	0	0
<b>Unencumbered Fund Balance at End of Fiscal Year</b>			<b>\$5,923</b>	<b>\$0</b>	<b>\$0</b>	<b>\$0</b>	<b>\$0</b>	<b>\$0</b>	<b>\$0</b>	<b>\$0</b>



**STRONGSVILLE CITY SCHOOL DISTRICT**

*CUYAHOGA COUNTY, OH*

*STUDENT MANAGED ACTIVITY - DEPARTMENTAL STATEMENT OF REVENUES AND EXPENDITURES (LEVEL 4 FINANCIALS)*

*FY 2013 ACTUAL THROUGH PROJECTION TO FY 2020*

*STUDENT MANAGED ACTIVITY BUDGET CENTER: BUSINESS CLUB FUND STRONGSVILLE HIGH SCHOOL - 9927*

Function	Object	Description	Fiscal Year 2013 Actual	Fiscal Year 2014 Actual	Fiscal Year 2015 Actual	Fiscal Year 2016 Actual	Fiscal Year 2017 Budget	Fiscal Year 2018 Projection	Fiscal Year 2019 Projection	Fiscal Year 2020 Projection
<b>Revenues:</b>										
		<b>From Local Sources:</b>								
		Extracurricular	\$0	\$0	\$0	\$0	\$600	\$600	\$600	\$600
		Other Local Revenues	0	0	0	0	50	50	50	50
<b>Total Revenues</b>			<b>0</b>	<b>0</b>	<b>0</b>	<b>0</b>	<b>650</b>	<b>650</b>	<b>650</b>	<b>650</b>
<i>Extracurricular Activities</i>										
		<i>Purchase Services</i>								
	490	Other Purchased Services	0	0	0	0	50	50	50	50
		<i>Supplies and Materials</i>								
	590	Other Supplies and Materials	0	0	0	0	675	534	525	525
		<i>Capital Outlay</i>								
	640	Equipment	0	0	0	0	25	25	25	25
		<i>Other Objects</i>								
	889	Other Awards and Prizes	0	0	0	0	25	25	25	25
	891	Student Activity Payments	0	0	0	0	25	25	25	25
		<i>Total Other Objects</i>	<i>0</i>	<i>0</i>	<i>0</i>	<i>0</i>	<i>50</i>	<i>50</i>	<i>50</i>	<i>50</i>
<b>Total Expenditures</b>			<b>0</b>	<b>0</b>	<b>0</b>	<b>0</b>	<b>800</b>	<b>659</b>	<b>650</b>	<b>650</b>
<b>Net Change in Fund Balance</b>			<b>0</b>	<b>0</b>	<b>0</b>	<b>0</b>	<b>(150)</b>	<b>(9)</b>	<b>0</b>	<b>0</b>
		Cash Balance at Beginning of Fiscal Year	159	159	159	159	159	9	0	0
		Cash Balance at End of Fiscal Year	159	159	159	159	9	0	0	0
		Year End Encumbrances Appropriated	0	0	0	0	0	0	0	0
<b>Unencumbered Fund Balance at End of Fiscal Year</b>			<b>\$159</b>	<b>\$159</b>	<b>\$159</b>	<b>\$159</b>	<b>\$9</b>	<b>\$0</b>	<b>\$0</b>	<b>\$0</b>

**STRONGSVILLE CITY SCHOOL DISTRICT**

*CUYAHOGA COUNTY, OH*

*STUDENT MANAGED ACTIVITY - DEPARTMENTAL STATEMENT OF REVENUES AND EXPENDITURES (LEVEL 4 FINANCIALS)*

*FY 2013 ACTUAL THROUGH PROJECTION TO FY 2020*

*STUDENT MANAGED ACTIVITY BUDGET CENTER: OHIO CAREER ASSOCIATION STRONGSVILLE HIGH SCHOOL - 9928*

Function	Object	Description	Fiscal Year 2013 Actual	Fiscal Year 2014 Actual	Fiscal Year 2015 Actual	Fiscal Year 2016 Actual	Fiscal Year 2017 Budget	Fiscal Year 2018 Projection	Fiscal Year 2019 Projection	Fiscal Year 2020 Projection
<b>Revenues:</b>										
		<b>From Local Sources:</b>								
		Extracurricular	\$6,338	\$0	\$250	\$0	\$1,000	\$1,000	\$1,000	\$1,000
		Other Local Revenues	0	0	0	0	500	500	500	500
<b>Total Revenues</b>			<b>6,338</b>	<b>0</b>	<b>250</b>	<b>0</b>	<b>1,500</b>	<b>1,500</b>	<b>1,500</b>	<b>1,500</b>
<i>Extracurricular Activities</i>										
		<i>Supplies and Materials</i>								
	590	Other Supplies and Materials	0	0	0	110	1,500	1,000	1,000	1,000
		<i>Capital Outlay</i>								
	640	Equipment	0	0	0	0	1,750	0	0	0
		<i>Other Objects</i>								
	883	Mememrials	0	0	0	0	100	100	100	100
	889	Other Awards and Prizes	0	0	0	0	400	400	400	400
	891	Student Activity Payments	0	4,712	0	0	0	0	0	0
		<i>Total Other Objects</i>	<i>0</i>	<i>4,712</i>	<i>0</i>	<i>0</i>	<i>500</i>	<i>500</i>	<i>500</i>	<i>500</i>
<b>Total Expenditures</b>			<b>0</b>	<b>4,712</b>	<b>0</b>	<b>110</b>	<b>3,750</b>	<b>1,500</b>	<b>1,500</b>	<b>1,500</b>
<b>Net Change in Fund Balance</b>			<b>6,338</b>	<b>(4,712)</b>	<b>250</b>	<b>(110)</b>	<b>(2,250)</b>	<b>0</b>	<b>0</b>	<b>0</b>
		Cash Balance at Beginning of Fiscal Year	500	6,838	2,126	2,376	2,266	16	16	16
		Cash Balance at End of Fiscal Year	6,838	2,126	2,376	2,266	16	16	16	16
		Year End Encumbrances Appropriated	0	0	0	0	0	0	0	0
<b>Unencumbered Fund Balance at End of Fiscal Year</b>			<b>\$6,838</b>	<b>\$2,126</b>	<b>\$2,376</b>	<b>\$2,266</b>	<b>\$16</b>	<b>\$16</b>	<b>\$16</b>	<b>\$16</b>

**STRONGSVILLE CITY SCHOOL DISTRICT**

*CUYAHOGA COUNTY, OH*

*STUDENT MANAGED ACTIVITY - DEPARTMENTAL STATEMENT OF REVENUES AND EXPENDITURES (LEVEL 4 FINANCIALS)*

*FY 2013 ACTUAL THROUGH PROJECTION TO FY 2020*

*STUDENT MANAGED ACTIVITY BUDGET CENTER: ROTARY INTERACT CLUB STRONGSVILLE HIGH SCHOOL - 9929*

Function	Object	Description	Fiscal Year 2013 Actual	Fiscal Year 2014 Actual	Fiscal Year 2015 Actual	Fiscal Year 2016 Actual	Fiscal Year 2017 Budget	Fiscal Year 2018 Projection	Fiscal Year 2019 Projection	Fiscal Year 2020 Projection
<b>Revenues:</b>										
		<b>From Local Sources:</b>								
		Extracurricular	\$0	\$881	\$945	\$350	\$2,150	\$2,150	\$2,150	\$2,150
		Other Local Revenues	0	0	0	555	1,500	1,500	1,500	1,500
<b>Total Revenues</b>			<b>0</b>	<b>881</b>	<b>945</b>	<b>905</b>	<b>3,650</b>	<b>3,650</b>	<b>3,650</b>	<b>3,650</b>
<i>Extracurricular Activities</i>										
		<i>Purchase Services</i>								
	490	Other Purchased Services	0	0	0	0	1,000	1,000	1,000	1,000
		<i>Supplies and Materials</i>								
	590	Other Supplies and Materials	0	0	0	701	2,250	1,945	1,700	1,700
		<i>Capital Outlay</i>								
	640	Equipment	0	0	0	0	50	50	50	50
		<i>Other Objects</i>								
	883	Mememrials	0	0	0	0	750	750	750	750
	889	Other Awards and Prizes	0	0	0	0	150	150	150	150
	891	Student Activity Payments	31	1,119	1,159	0	0	0	0	0
		<i>Total Other Objects</i>	<i>31</i>	<i>1,119</i>	<i>1,159</i>	<i>0</i>	<i>900</i>	<i>900</i>	<i>900</i>	<i>900</i>
<b>Total Expenditures</b>			<b>31</b>	<b>1,119</b>	<b>1,159</b>	<b>701</b>	<b>4,200</b>	<b>3,895</b>	<b>3,650</b>	<b>3,650</b>
<b>Net Change in Fund Balance</b>			<b>(31)</b>	<b>(238)</b>	<b>(214)</b>	<b>204</b>	<b>(550)</b>	<b>(245)</b>	<b>0</b>	<b>0</b>
<b>Cash Balance at Beginning of Fiscal Year</b>			<b>1,074</b>	<b>1,043</b>	<b>805</b>	<b>591</b>	<b>795</b>	<b>245</b>	<b>0</b>	<b>0</b>
<b>Cash Balance at End of Fiscal Year</b>			<b>1,043</b>	<b>805</b>	<b>591</b>	<b>795</b>	<b>245</b>	<b>0</b>	<b>0</b>	<b>0</b>
<b>Year End Encumbrances Appropriated</b>			<b>0</b>	<b>0</b>	<b>0</b>	<b>0</b>	<b>0</b>	<b>0</b>	<b>0</b>	<b>0</b>
<b>Unencumbered Fund Balance at End of Fiscal Year</b>			<b>\$1,043</b>	<b>\$805</b>	<b>\$591</b>	<b>\$795</b>	<b>\$245</b>	<b>\$0</b>	<b>\$0</b>	<b>\$0</b>

**STRONGSVILLE CITY SCHOOL DISTRICT**

**CUYAHOGA COUNTY, OH**

*STUDENT MANAGED ACTIVITY - DEPARTMENTAL STATEMENT OF REVENUES AND EXPENDITURES (LEVEL 4 FINANCIALS)*

*FY 2013 ACTUAL THROUGH PROJECTION TO FY 2020*

**STUDENT MANAGED ACTIVITY BUDGET CENTER: DANCE TEAM STRONGSVILLE HIGH SCHOOL - 9930**

Function	Object	Description	Fiscal Year 2013 Actual	Fiscal Year 2014 Actual	Fiscal Year 2015 Actual	Fiscal Year 2016 Actual	Fiscal Year 2017 Budget	Fiscal Year 2018 Projection	Fiscal Year 2019 Projection	Fiscal Year 2020 Projection
<b>Revenues:</b>										
		<b>From Local Sources:</b>								
		Extracurricular	\$0	\$790	\$0	\$0	\$0	\$0	\$0	\$0
<b>Total Revenues</b>			<b>0</b>	<b>790</b>	<b>0</b>	<b>0</b>	<b>0</b>	<b>0</b>	<b>0</b>	<b>0</b>
<i>Extracurricular Activities</i>										
		<i>Other Objects</i>								
	891	Student Activity Payments	0	788	0	0	0	0	0	0
<b>Total Expenditures</b>			<b>0</b>	<b>788</b>	<b>0</b>	<b>0</b>	<b>0</b>	<b>0</b>	<b>0</b>	<b>0</b>
<b>Excess of Revenues Over / (Under) Expenditures</b>			<b>0</b>	<b>2</b>	<b>0</b>	<b>0</b>	<b>0</b>	<b>0</b>	<b>0</b>	<b>0</b>
<b>Other Financing Sources / (Uses):</b>										
		<i>Other Financing Uses</i>								
	910	Transfers Out	0	(2)	0	0	0	0	0	0
<b>Net Change in Fund Balance</b>			<b>0</b>	<b>0</b>	<b>0</b>	<b>0</b>	<b>0</b>	<b>0</b>	<b>0</b>	<b>0</b>
Cash Balance at Beginning of Fiscal Year			0	0	0	0	0	0	0	0
Cash Balance at End of Fiscal Year			0	0	0	0	0	0	0	0
Year End Encumbrances Appropriated			0	0	0	0	0	0	0	0
<b>Unencumbered Fund Balance at End of Fiscal Year</b>			<b>\$0</b>	<b>\$0</b>	<b>\$0</b>	<b>\$0</b>	<b>\$0</b>	<b>\$0</b>	<b>\$0</b>	<b>\$0</b>

**STRONGSVILLE CITY SCHOOL DISTRICT**

*CUYAHOGA COUNTY, OH*

*STUDENT MANAGED ACTIVITY - DEPARTMENTAL STATEMENT OF REVENUES AND EXPENDITURES (LEVEL 4 FINANCIALS)*

*FY 2013 ACTUAL THROUGH PROJECTION TO FY 2020*

*STUDENT MANAGED ACTIVITY BUDGET CENTER: O AMBASSADOR CLUB STRONGSVILLE HIGH SCHOOL - 9931*

Function	Object	Description	Fiscal Year 2013 Actual	Fiscal Year 2014 Actual	Fiscal Year 2015 Actual	Fiscal Year 2016 Actual	Fiscal Year 2017 Budget	Fiscal Year 2018 Projection	Fiscal Year 2019 Projection	Fiscal Year 2020 Projection
<b>Revenues:</b>										
		<b>From Local Sources:</b>								
		Extracurricular	\$0	\$0	\$0	\$0	\$0	\$0	\$0	\$0
<b>Total Revenues</b>			<b>0</b>	<b>0</b>	<b>0</b>	<b>0</b>	<b>0</b>	<b>0</b>	<b>0</b>	<b>0</b>
<i>Extracurricular Activities</i>										
		<i>Other Objects</i>								
	891	Student Activity Payments	0	0	0	0	0	0	0	0
<b>Total Expenditures</b>			<b>0</b>	<b>0</b>	<b>0</b>	<b>0</b>	<b>0</b>	<b>0</b>	<b>0</b>	<b>0</b>
<b>Excess of Revenues Over / (Under) Expenditures</b>			<b>0</b>	<b>0</b>	<b>0</b>	<b>0</b>	<b>0</b>	<b>0</b>	<b>0</b>	<b>0</b>
<b>Other Financing Sources / (Uses):</b>										
		<i>Other Financing Uses</i>								
	910	Transfers Out	(19)	0	0	0	0	0	0	0
<b>Net Change in Fund Balance</b>			<b>(19)</b>	<b>0</b>	<b>0</b>	<b>0</b>	<b>0</b>	<b>0</b>	<b>0</b>	<b>0</b>
Cash Balance at Beginning of Fiscal Year			19	0	0	0	0	0	0	0
Cash Balance at End of Fiscal Year			0	0	0	0	0	0	0	0
Year End Encumbrances Appropriated			0	0	0	0	0	0	0	0
<b>Unencumbered Fund Balance at End of Fiscal Year</b>			<b>\$0</b>	<b>\$0</b>	<b>\$0</b>	<b>\$0</b>	<b>\$0</b>	<b>\$0</b>	<b>\$0</b>	<b>\$0</b>

**STRONGSVILLE CITY SCHOOL DISTRICT**

*CUYAHOGA COUNTY, OH*

*STUDENT MANAGED ACTIVITY - DEPARTMENTAL STATEMENT OF REVENUES AND EXPENDITURES (LEVEL 4 FINANCIALS)*

*FY 2013 ACTUAL THROUGH PROJECTION TO FY 2020*

*STUDENT MANAGED ACTIVITY BUDGET CENTER: RACHEL'S CHALLENGE STRONGSVILLE HIGH SCHOOL - 9932*

Function	Object	Description	Fiscal Year 2013 Actual	Fiscal Year 2014 Actual	Fiscal Year 2015 Actual	Fiscal Year 2016 Actual	Fiscal Year 2017 Budget	Fiscal Year 2018 Projection	Fiscal Year 2019 Projection	Fiscal Year 2020 Projection
<b>Revenues:</b>										
		<b>From Local Sources:</b>								
		Extracurricular	\$601	\$574	\$555	\$540	\$5,000	\$5,000	\$5,000	\$5,000
		Other Local Revenues	0	0	0	0	1,500	1,500	1,500	1,500
<b>Total Revenues</b>			<b>601</b>	<b>574</b>	<b>555</b>	<b>540</b>	<b>6,500</b>	<b>6,500</b>	<b>6,500</b>	<b>6,500</b>
<i>Extracurricular Activities</i>										
		<i>Purchase Services</i>								
	490	Other Purchased Services	0	0	0	0	2,000	2,000	2,000	2,000
		<i>Supplies and Materials</i>								
	590	Other Supplies and Materials	0	0	0	103	3,500	2,536	2,400	2,400
		<i>Other Objects</i>								
	883	Mememrials	0	0	0	0	2,000	2,000	2,000	2,000
	889	Other Awards and Prizes	0	0	0	0	0	0	0	0
	891	Student Activity Payments	928	1,740	0	0	100	100	100	100
		<i>Total Other Objects</i>	<i>928</i>	<i>1,740</i>	<i>0</i>	<i>0</i>	<i>2,100</i>	<i>2,100</i>	<i>2,100</i>	<i>2,100</i>
<b>Total Expenditures</b>			<b>928</b>	<b>1,740</b>	<b>0</b>	<b>103</b>	<b>7,600</b>	<b>6,636</b>	<b>6,500</b>	<b>6,500</b>
<b>Net Change in Fund Balance</b>			<b>(327)</b>	<b>(1,166)</b>	<b>555</b>	<b>437</b>	<b>(1,100)</b>	<b>(136)</b>	<b>0</b>	<b>0</b>
		Cash Balance at Beginning of Fiscal Year	1,737	1,410	244	799	1,236	136	0	0
		Cash Balance at End of Fiscal Year	1,410	244	799	1,236	136	0	0	0
		Year End Encumbrances Appropriated	0	0	0	0	0	0	0	0
<b>Unencumbered Fund Balance at End of Fiscal Year</b>			<b>\$1,410</b>	<b>\$244</b>	<b>\$799</b>	<b>\$1,236</b>	<b>\$136</b>	<b>\$0</b>	<b>\$0</b>	<b>\$0</b>

**STRONGSVILLE CITY SCHOOL DISTRICT**

*CUYAHOGA COUNTY, OH*

*STUDENT MANAGED ACTIVITY - DEPARTMENTAL STATEMENT OF REVENUES AND EXPENDITURES (LEVEL 4 FINANCIALS)*

*FY 2013 ACTUAL THROUGH PROJECTION TO FY 2020*

*STUDENT MANAGED ACTIVITY BUDGET CENTER: MIDDLE EASTERN CLUB STRONGSVILLE HIGH SCHOOL - 9933*

Function	Object	Description	Fiscal Year 2013 Actual	Fiscal Year 2014 Actual	Fiscal Year 2015 Actual	Fiscal Year 2016 Actual	Fiscal Year 2017 Budget	Fiscal Year 2018 Projection	Fiscal Year 2019 Projection	Fiscal Year 2020 Projection
<b>Revenues:</b>										
		<b>From Local Sources:</b>								
		Extracurricular	\$1,205	\$499	\$0	\$0	\$750	\$750	\$750	\$750
		Other Local Revenues	0	0	0	0	50	50	50	50
<b>Total Revenues</b>			<b>1,205</b>	<b>499</b>	<b>0</b>	<b>0</b>	<b>800</b>	<b>800</b>	<b>800</b>	<b>800</b>
<i>Extracurricular Activities</i>										
		<i>Purchase Services</i>								
	490	Other Purchased Services	0	0	0	0	250	105	100	100
		<i>Supplies and Materials</i>								
	590	Other Supplies and Materials	0	0	0	0	550	550	550	550
		<i>Other Objects</i>								
	883	Mememrials	0	0	0	0	150	150	150	150
	891	Student Activity Payments	1,190	390	0	0	0	0	0	0
		<i>Total Other Objects</i>	<i>1,190</i>	<i>390</i>	<i>0</i>	<i>0</i>	<i>150</i>	<i>150</i>	<i>150</i>	<i>150</i>
<b>Total Expenditures</b>			<b>1,190</b>	<b>390</b>	<b>0</b>	<b>0</b>	<b>950</b>	<b>805</b>	<b>800</b>	<b>800</b>
<b>Net Change in Fund Balance</b>			<b>15</b>	<b>109</b>	<b>0</b>	<b>0</b>	<b>(150)</b>	<b>(5)</b>	<b>0</b>	<b>0</b>
		Cash Balance at Beginning of Fiscal Year	31	46	155	155	155	5	0	0
		Cash Balance at End of Fiscal Year	46	155	155	155	5	0	0	0
		Year End Encumbrances Appropriated	0	0	0	0	0	0	0	0
<b>Unencumbered Fund Balance at End of Fiscal Year</b>			<b>\$46</b>	<b>\$155</b>	<b>\$155</b>	<b>\$155</b>	<b>\$5</b>	<b>\$0</b>	<b>\$0</b>	<b>\$0</b>

**STRONGSVILLE CITY SCHOOL DISTRICT**

*CUYAHOGA COUNTY, OH*

*STUDENT MANAGED ACTIVITY - DEPARTMENTAL STATEMENT OF REVENUES AND EXPENDITURES (LEVEL 4 FINANCIALS)*

*FY 2013 ACTUAL THROUGH PROJECTION TO FY 2020*

*STUDENT MANAGED ACTIVITY BUDGET CENTER: BAND/ORCHESTRA STRONGSVILLE HIGH SCHOOL - 9934*

Function	Object	Description	Fiscal Year 2013 Actual	Fiscal Year 2014 Actual	Fiscal Year 2015 Actual	Fiscal Year 2016 Actual	Fiscal Year 2017 Budget	Fiscal Year 2018 Projection	Fiscal Year 2019 Projection	Fiscal Year 2020 Projection
<b>Revenues:</b>										
		<b>From Local Sources:</b>								
		Extracurricular	\$2,345	\$8,815	\$0	\$0	\$0	\$0	\$0	\$0
<b>Total Revenues</b>			<b>2,345</b>	<b>8,815</b>	<b>0</b>	<b>0</b>	<b>0</b>	<b>0</b>	<b>0</b>	<b>0</b>
<i>Extracurricular Activities</i>										
		<i>Other Objects</i>								
	891	Student Activity Payments	512	9,507	0	0	0	0	0	0
<b>Total Expenditures</b>			<b>512</b>	<b>9,507</b>	<b>0</b>	<b>0</b>	<b>0</b>	<b>0</b>	<b>0</b>	<b>0</b>
<b>Excess of Revenues Over / (Under) Expenditures</b>			<b>1,833</b>	<b>(692)</b>	<b>0</b>	<b>0</b>	<b>0</b>	<b>0</b>	<b>0</b>	<b>0</b>
<b>Other Financing Sources / (Uses):</b>										
		<i>Other Financing Uses</i>								
	910	Transfers Out	0	(2,779)	0	0	0	0	0	0
<b>Net Change in Fund Balance</b>			<b>1,833</b>	<b>(3,471)</b>	<b>0</b>	<b>0</b>	<b>0</b>	<b>0</b>	<b>0</b>	<b>0</b>
Cash Balance at Beginning of Fiscal Year			1,658	3,491	20	20	20	20	20	20
Cash Balance at End of Fiscal Year			3,491	20	20	20	20	20	20	20
Year End Encumbrances Appropriated			250	0	0	0	0	0	0	0
<b>Unencumbered Fund Balance at End of Fiscal Year</b>			<b>\$3,241</b>	<b>\$20</b>	<b>\$20</b>	<b>\$20</b>	<b>\$20</b>	<b>\$20</b>	<b>\$20</b>	<b>\$20</b>



**STRONGSVILLE CITY SCHOOL DISTRICT**

*CUYAHOGA COUNTY, OH*

*STUDENT MANAGED ACTIVITY - DEPARTMENTAL STATEMENT OF REVENUES AND EXPENDITURES (LEVEL 4 FINANCIALS)*

*FY 2013 ACTUAL THROUGH PROJECTION TO FY 2020*

*STUDENT MANAGED ACTIVITY BUDGET CENTER: ORCHESTRA STRONGSVILLE HIGH SCHOOL - 9935*

Function	Object	Description	Fiscal Year 2013 Actual	Fiscal Year 2014 Actual	Fiscal Year 2015 Actual	Fiscal Year 2016 Actual	Fiscal Year 2017 Budget	Fiscal Year 2018 Projection	Fiscal Year 2019 Projection	Fiscal Year 2020 Projection
<b>Revenues:</b>										
		<b>From Local Sources:</b>								
		Extracurricular	\$1,000	\$625	\$0	\$0	\$0	\$0	\$0	\$0
<b>Total Revenues</b>			<b>1,000</b>	<b>625</b>	<b>0</b>	<b>0</b>	<b>0</b>	<b>0</b>	<b>0</b>	<b>0</b>
<i>Extracurricular Activities</i>										
		<i>Other Objects</i>								
	891	Student Activity Payments	1,149	1,866	0	0	0	0	0	0
<b>Total Expenditures</b>			<b>1,149</b>	<b>1,866</b>	<b>0</b>	<b>0</b>	<b>0</b>	<b>0</b>	<b>0</b>	<b>0</b>
<b>Excess of Revenues Over / (Under) Expenditures</b>			<b>(149)</b>	<b>(1,241)</b>	<b>0</b>	<b>0</b>	<b>0</b>	<b>0</b>	<b>0</b>	<b>0</b>
<b>Other Financing Sources / (Uses):</b>										
		<i>Other Financing Uses</i>								
	910	Transfers Out	0	(3,202)	0	0	0	0	0	0
<b>Net Change in Fund Balance</b>			<b>(149)</b>	<b>(4,443)</b>	<b>0</b>	<b>0</b>	<b>0</b>	<b>0</b>	<b>0</b>	<b>0</b>
Cash Balance at Beginning of Fiscal Year			4,592	4,443	0	0	0	0	0	0
Cash Balance at End of Fiscal Year			4,443	0	0	0	0	0	0	0
Year End Encumbrances Appropriated			0	0	0	0	0	0	0	0
<b>Unencumbered Fund Balance at End of Fiscal Year</b>			<b>\$4,443</b>	<b>\$0</b>	<b>\$0</b>	<b>\$0</b>	<b>\$0</b>	<b>\$0</b>	<b>\$0</b>	<b>\$0</b>

**STRONGSVILLE CITY SCHOOL DISTRICT**

*CUYAHOGA COUNTY, OH*

*STUDENT MANAGED ACTIVITY - DEPARTMENTAL STATEMENT OF REVENUES AND EXPENDITURES (LEVEL 4 FINANCIALS)*

*FY 2013 ACTUAL THROUGH PROJECTION TO FY 2020*

*STUDENT MANAGED ACTIVITY BUDGET CENTER: VOCAL MUSIC STRONGSVILLE HIGH SCHOOL - 9937*

Function	Object	Description	Fiscal Year 2013 Actual	Fiscal Year 2014 Actual	Fiscal Year 2015 Actual	Fiscal Year 2016 Actual	Fiscal Year 2017 Budget	Fiscal Year 2018 Projection	Fiscal Year 2019 Projection	Fiscal Year 2020 Projection
<b>Revenues:</b>										
		<b>From Local Sources:</b>								
		Extracurricular	\$8,175	\$14,468	\$0	\$0	\$0	\$0	\$0	\$0
<b>Total Revenues</b>			<b>8,175</b>	<b>14,468</b>	<b>0</b>	<b>0</b>	<b>0</b>	<b>0</b>	<b>0</b>	<b>0</b>
<i>Extracurricular Activities</i>										
		<i>Other Objects</i>								
	891	Student Activity Payments	7,956	13,695	0	0	0	0	0	0
<b>Total Expenditures</b>			<b>7,956</b>	<b>13,695</b>	<b>0</b>	<b>0</b>	<b>0</b>	<b>0</b>	<b>0</b>	<b>0</b>
<b>Excess of Revenues Over / (Under) Expenditures</b>			<b>219</b>	<b>773</b>	<b>0</b>	<b>0</b>	<b>0</b>	<b>0</b>	<b>0</b>	<b>0</b>
<b>Other Financing Sources / (Uses):</b>										
		<i>Other Financing Uses</i>								
	910	Transfers Out	0	(1,096)	0	0	0	0	0	0
<b>Net Change in Fund Balance</b>			<b>219</b>	<b>(323)</b>	<b>0</b>	<b>0</b>	<b>0</b>	<b>0</b>	<b>0</b>	<b>0</b>
Cash Balance at Beginning of Fiscal Year			104	323	0	0	0	0	0	0
Cash Balance at End of Fiscal Year			323	0	0	0	0	0	0	0
Year End Encumbrances Appropriated			0	0	0	0	0	0	0	0
<b>Unencumbered Fund Balance at End of Fiscal Year</b>			<b>\$323</b>	<b>\$0</b>	<b>\$0</b>	<b>\$0</b>	<b>\$0</b>	<b>\$0</b>	<b>\$0</b>	<b>\$0</b>

**STRONGSVILLE CITY SCHOOL DISTRICT**

**CUYAHOGA COUNTY, OH**

*STUDENT MANAGED ACTIVITY - DEPARTMENTAL STATEMENT OF REVENUES AND EXPENDITURES (LEVEL 4 FINANCIALS)*

*FY 2013 ACTUAL THROUGH PROJECTION TO FY 2020*

**STUDENT MANAGED ACTIVITY BUDGET CENTER: CLASS OF 2016 STRONGSVILLE HIGH SCHOOL - 9938**

Function	Object	Description	Fiscal Year 2013 Actual	Fiscal Year 2014 Actual	Fiscal Year 2015 Actual	Fiscal Year 2016 Actual	Fiscal Year 2017 Budget	Fiscal Year 2018 Projection	Fiscal Year 2019 Projection	Fiscal Year 2020 Projection
<b>Revenues:</b>										
		<b>From Local Sources:</b>								
		Extracurricular	\$337	\$1,921	\$56,686	\$0	\$0	\$0	\$0	\$0
<b>Total Revenues</b>			<b>337</b>	<b>1,921</b>	<b>56,686</b>	<b>0</b>	<b>0</b>	<b>0</b>	<b>0</b>	<b>0</b>
<i>Extracurricular Activities</i>										
		<i>Purchase Services</i>								
	490	Other Purchased Services	0	0	0	386	0	0	0	0
		<i>Supplies and Materials</i>								
	590	Other Supplies and Materials	0	0	0	968	0	0	0	0
		<i>Other Objects</i>								
	891	Student Activity Payments	0	625	51,508	(1,427)	0	0	0	0
<b>Total Expenditures</b>			<b>0</b>	<b>625</b>	<b>51,508</b>	<b>(73)</b>	<b>0</b>	<b>0</b>	<b>0</b>	<b>0</b>
<b>Excess of Revenues Over / (Under) Expenditures</b>			<b>337</b>	<b>1,296</b>	<b>5,178</b>	<b>73</b>	<b>0</b>	<b>0</b>	<b>0</b>	<b>0</b>
<b>Other Financing Sources / (Uses):</b>										
		<i>Other Financing Uses</i>								
	910	Transfers Out	0	0	0	0	(6,884)	0	0	0
<b>Net Change in Fund Balance</b>			<b>337</b>	<b>1,296</b>	<b>5,178</b>	<b>73</b>	<b>(6,884)</b>	<b>0</b>	<b>0</b>	<b>0</b>
Cash Balance at Beginning of Fiscal Year			0	337	1,633	6,811	6,884	0	0	0
Cash Balance at End of Fiscal Year			337	1,633	6,811	6,884	0	0	0	0
Year End Encumbrances Appropriated			0	0	0	0	0	0	0	0
<b>Unencumbered Fund Balance at End of Fiscal Year</b>			<b>\$337</b>	<b>\$1,633</b>	<b>\$6,811</b>	<b>\$6,884</b>	<b>\$0</b>	<b>\$0</b>	<b>\$0</b>	<b>\$0</b>

**STRONGSVILLE CITY SCHOOL DISTRICT**

*CUYAHOGA COUNTY, OH*

*STUDENT MANAGED ACTIVITY - DEPARTMENTAL STATEMENT OF REVENUES AND EXPENDITURES (LEVEL 4 FINANCIALS)*

*FY 2013 ACTUAL THROUGH PROJECTION TO FY 2020*

*STUDENT MANAGED ACTIVITY BUDGET CENTER: MUSICAL PRODUCTION STRONGSVILLE HIGH SCHOOL - 9939*

Function	Object	Description	Fiscal Year 2013 Actual	Fiscal Year 2014 Actual	Fiscal Year 2015 Actual	Fiscal Year 2016 Actual	Fiscal Year 2017 Budget	Fiscal Year 2018 Projection	Fiscal Year 2019 Projection	Fiscal Year 2020 Projection
<b>Revenues:</b>										
		<b>From Local Sources:</b>								
		Extracurricular	\$0	\$0	\$0	\$0	\$0	\$0	\$0	\$0
<b>Total Revenues</b>			<b>0</b>	<b>0</b>	<b>0</b>	<b>0</b>	<b>0</b>	<b>0</b>	<b>0</b>	<b>0</b>
<i>Extracurricular Activities</i>										
		<i>Other Objects</i>								
	891	Student Activity Payments	0	0	0	0	0	0	0	0
<b>Total Expenditures</b>			<b>0</b>	<b>0</b>	<b>0</b>	<b>0</b>	<b>0</b>	<b>0</b>	<b>0</b>	<b>0</b>
<b>Excess of Revenues Over / (Under) Expenditures</b>			<b>0</b>	<b>0</b>	<b>0</b>	<b>0</b>	<b>0</b>	<b>0</b>	<b>0</b>	<b>0</b>
<b>Other Financing Sources / (Uses):</b>										
		<i>Other Financing Uses</i>								
	910	Transfers Out	0	(11,313)	0	0	0	0	0	0
<b>Net Change in Fund Balance</b>			<b>0</b>	<b>(11,313)</b>	<b>0</b>	<b>0</b>	<b>0</b>	<b>0</b>	<b>0</b>	<b>0</b>
Cash Balance at Beginning of Fiscal Year			11,313	11,313	0	0	0	0	0	0
Cash Balance at End of Fiscal Year			11,313	0	0	0	0	0	0	0
Year End Encumbrances Appropriated			0	0	0	0	0	0	0	0
<b>Unencumbered Fund Balance at End of Fiscal Year</b>			<b>\$11,313</b>	<b>\$0</b>	<b>\$0</b>	<b>\$0</b>	<b>\$0</b>	<b>\$0</b>	<b>\$0</b>	<b>\$0</b>

**STRONGSVILLE CITY SCHOOL DISTRICT**

*CUYAHOGA COUNTY, OH*

*STUDENT MANAGED ACTIVITY - DEPARTMENTAL STATEMENT OF REVENUES AND EXPENDITURES (LEVEL 4 FINANCIALS)*

*FY 2013 ACTUAL THROUGH PROJECTION TO FY 2020*

*STUDENT MANAGED ACTIVITY BUDGET CENTER: BAND TRANSPORTATION STRONGSVILLE HIGH SCHOOL - 9940*

Function	Object	Description	Fiscal Year 2013 Actual	Fiscal Year 2014 Actual	Fiscal Year 2015 Actual	Fiscal Year 2016 Actual	Fiscal Year 2017 Budget	Fiscal Year 2018 Projection	Fiscal Year 2019 Projection	Fiscal Year 2020 Projection
<b>Revenues:</b>										
		<b>From Local Sources:</b>								
		Extracurricular	\$8,328	\$1,100	\$0	\$0	\$0	\$0	\$0	\$0
<b>Total Revenues</b>			<b>8,328</b>	<b>1,100</b>	<b>0</b>	<b>0</b>	<b>0</b>	<b>0</b>	<b>0</b>	<b>0</b>
<i>Extracurricular Activities</i>										
		<i>Other Objects</i>								
	891	Student Activity Payments	5,525	1,123	0	0	0	0	0	0
<b>Total Expenditures</b>			<b>5,525</b>	<b>1,123</b>	<b>0</b>	<b>0</b>	<b>0</b>	<b>0</b>	<b>0</b>	<b>0</b>
<b>Excess of Revenues Over / (Under) Expenditures</b>			<b>2,803</b>	<b>(23)</b>	<b>0</b>	<b>0</b>	<b>0</b>	<b>0</b>	<b>0</b>	<b>0</b>
<b>Other Financing Sources / (Uses):</b>										
		<i>Other Financing Uses</i>								
	910	Transfers Out	0	(2,780)	0	0	0	0	0	0
<b>Net Change in Fund Balance</b>			<b>2,803</b>	<b>(2,803)</b>	<b>0</b>	<b>0</b>	<b>0</b>	<b>0</b>	<b>0</b>	<b>0</b>
Cash Balance at Beginning of Fiscal Year			0	2,803	0	0	0	0	0	0
Cash Balance at End of Fiscal Year			2,803	0	0	0	0	0	0	0
Year End Encumbrances Appropriated			0	0	0	0	0	0	0	0
<b>Unencumbered Fund Balance at End of Fiscal Year</b>			<b>\$2,803</b>	<b>\$0</b>	<b>\$0</b>	<b>\$0</b>	<b>\$0</b>	<b>\$0</b>	<b>\$0</b>	<b>\$0</b>

**STRONGSVILLE CITY SCHOOL DISTRICT**

*CUYAHOGA COUNTY, OH*

*STUDENT MANAGED ACTIVITY - DEPARTMENTAL STATEMENT OF REVENUES AND EXPENDITURES (LEVEL 4 FINANCIALS)*

*FY 2013 ACTUAL THROUGH PROJECTION TO FY 2020*

*STUDENT MANAGED ACTIVITY BUDGET CENTER: STUDENT COUNCIL STRONGSVILLE HIGH SCHOOL - 9941*

Function	Object	Description	Fiscal Year 2013 Actual	Fiscal Year 2014 Actual	Fiscal Year 2015 Actual	Fiscal Year 2016 Actual	Fiscal Year 2017 Budget	Fiscal Year 2018 Projection	Fiscal Year 2019 Projection	Fiscal Year 2020 Projection
<b>Revenues:</b>										
		<b>From Local Sources:</b>								
		Extracurricular	\$22,890	\$18,615	\$18,072	\$16,127	\$8,600	\$8,600	\$8,600	\$8,600
		Other Local Revenues	0	0	0	630	1,000	1,000	1,000	1,000
<b>Total Revenues</b>			<b>22,890</b>	<b>18,615</b>	<b>18,072</b>	<b>16,757</b>	<b>9,600</b>	<b>9,600</b>	<b>9,600</b>	<b>9,600</b>
<i>Extracurricular Activities</i>										
		<i>Purchase Services</i>								
	490	Other Purchased Services	0	0	0	1,429	10,000	1,500	1,500	1,500
		<i>Supplies and Materials</i>								
	590	Other Supplies and Materials	0	0	0	2,613	26,800	1,000	1,000	1,000
		<i>Capital Outlay</i>								
	640	Equipment	0	0	0	0	5,000	1,500	1,500	1,500
		<i>Other Objects</i>								
	881	Scholarships	0	0	0	0	50	50	50	50
	883	Mememrials	0	0	0	5,000	10,000	5,000	5,000	5,000
	889	Other Awards and Prizes	0	0	0	0	500	500	500	500
	891	Student Activity Payments	12,478	17,344	9,444	0	0	0	0	0
		<i>Total Other Objects</i>	<i>12,478</i>	<i>17,344</i>	<i>9,444</i>	<i>5,000</i>	<i>10,550</i>	<i>5,550</i>	<i>5,550</i>	<i>5,550</i>
<b>Total Expenditures</b>			<b>12,478</b>	<b>17,344</b>	<b>9,444</b>	<b>9,042</b>	<b>52,350</b>	<b>9,550</b>	<b>9,550</b>	<b>9,550</b>
<b>Net Change in Fund Balance</b>			<b>10,412</b>	<b>1,271</b>	<b>8,628</b>	<b>7,715</b>	<b>(42,750)</b>	<b>50</b>	<b>50</b>	<b>50</b>
		Cash Balance at Beginning of Fiscal Year	14,803	25,215	26,486	35,114	42,829	79	129	179
		Cash Balance at End of Fiscal Year	25,215	26,486	35,114	42,829	79	129	179	229
		Year End Encumbrances Appropriated	0	0	0	0	0	0	0	0
<b>Unencumbered Fund Balance at End of Fiscal Year</b>			<b>\$25,215</b>	<b>\$26,486</b>	<b>\$35,114</b>	<b>\$42,829</b>	<b>\$79</b>	<b>\$129</b>	<b>\$179</b>	<b>\$229</b>

**STRONGSVILLE CITY SCHOOL DISTRICT**

*CUYAHOGA COUNTY, OH*

*STUDENT MANAGED ACTIVITY - DEPARTMENTAL STATEMENT OF REVENUES AND EXPENDITURES (LEVEL 4 FINANCIALS)*

*FY 2013 ACTUAL THROUGH PROJECTION TO FY 2020*

*STUDENT MANAGED ACTIVITY BUDGET CENTER: CLASS OF 2017 STRONGSVILLE HIGH SCHOOL - 9942*

Function	Object	Description	Fiscal Year 2013 Actual	Fiscal Year 2014 Actual	Fiscal Year 2015 Actual	Fiscal Year 2016 Actual	Fiscal Year 2017 Budget	Fiscal Year 2018 Projection	Fiscal Year 2019 Projection	Fiscal Year 2020 Projection
<b>Revenues:</b>										
		<b>From Local Sources:</b>								
		Extracurricular	\$0	\$192	\$817	\$42,370	\$2,500	\$0	\$0	\$0
		Other Local Revenues	0	0	0	5,000	2,000	0	0	0
<b>Total Revenues</b>			<b>0</b>	<b>192</b>	<b>817</b>	<b>47,370</b>	<b>4,500</b>	<b>0</b>	<b>0</b>	<b>0</b>
<i>Extracurricular Activities</i>										
		<i>Purchase Services</i>								
	490	Other Purchased Services	0	0	0	40,713	2,500	0	0	0
		<i>Supplies and Materials</i>								
	590	Other Supplies and Materials	0	0	0	207	4,966	0	0	0
		<i>Capital Outlay</i>								
	640	Equipment	0	0	0	0	200	0	0	0
		<i>Other Objects</i>								
	883	Mememrials	0	0	0	3,000	1,000	0	0	0
	891	Student Activity Payments	0	0	0	293	0	0	0	0
		<i>Total Other Objects</i>	<i>0</i>	<i>0</i>	<i>0</i>	<i>3,293</i>	<i>1,000</i>	<i>0</i>	<i>0</i>	<i>0</i>
<b>Total Expenditures</b>			<b>0</b>	<b>0</b>	<b>0</b>	<b>44,213</b>	<b>8,666</b>	<b>0</b>	<b>0</b>	<b>0</b>
<b>Net Change in Fund Balance</b>			<b>0</b>	<b>192</b>	<b>817</b>	<b>3,157</b>	<b>(4,166)</b>	<b>0</b>	<b>0</b>	<b>0</b>
		Cash Balance at Beginning of Fiscal Year	0	0	192	1,009	4,166	0	0	0
		Cash Balance at End of Fiscal Year	0	192	1,009	4,166	0	0	0	0
		Year End Encumbrances Appropriated	0	0	0	0	0	0	0	0
<b>Unencumbered Fund Balance at End of Fiscal Year</b>			<b>\$0</b>	<b>\$192</b>	<b>\$1,009</b>	<b>\$4,166</b>	<b>\$0</b>	<b>\$0</b>	<b>\$0</b>	<b>\$0</b>

**STRONGSVILLE CITY SCHOOL DISTRICT**

*CUYAHOGA COUNTY, OH*

*STUDENT MANAGED ACTIVITY - DEPARTMENTAL STATEMENT OF REVENUES AND EXPENDITURES (LEVEL 4 FINANCIALS)*

*FY 2013 ACTUAL THROUGH PROJECTION TO FY 2020*

*STUDENT MANAGED ACTIVITY BUDGET CENTER: NATIONAL ART HONOR SOCIETY STRONGSVILLE HIGH SCHOOL - 9945*

Function	Object	Description	Fiscal Year 2013 Actual	Fiscal Year 2014 Actual	Fiscal Year 2015 Actual	Fiscal Year 2016 Actual	Fiscal Year 2017 Budget	Fiscal Year 2018 Projection	Fiscal Year 2019 Projection	Fiscal Year 2020 Projection
<b>Revenues:</b>										
		<b>From Local Sources:</b>								
		Extracurricular	\$839	\$1,240	\$1,630	\$304	\$2,500	\$2,500	\$2,500	\$2,500
		Other Local Revenues	0	0	0	0	500	500	500	500
<b>Total Revenues</b>			<b>839</b>	<b>1,240</b>	<b>1,630</b>	<b>304</b>	<b>3,000</b>	<b>3,000</b>	<b>3,000</b>	<b>3,000</b>
<i>Extracurricular Activities</i>										
		<i>Purchase Services</i>								
	490	Other Purchased Services	0	0	0	135	500	500	500	500
		<i>Supplies and Materials</i>								
	590	Other Supplies and Materials	0	0	0	370	2,750	2,100	1,900	1,900
		<i>Capital Outlay</i>								
	640	Equipment	0	0	0	0	50	50	50	50
		<i>Other Objects</i>								
	881	Scholarships	0	0	0	0	50	50	50	50
	883	Mememrials	0	0	0	0	500	500	500	500
	891	Student Activity Payments	832	863	935	0	0	0	0	0
		<i>Total Other Objects</i>	<i>832</i>	<i>863</i>	<i>935</i>	<i>0</i>	<i>550</i>	<i>550</i>	<i>550</i>	<i>550</i>
<b>Total Expenditures</b>			<b>832</b>	<b>863</b>	<b>935</b>	<b>505</b>	<b>3,850</b>	<b>3,200</b>	<b>3,000</b>	<b>3,000</b>
<b>Net Change in Fund Balance</b>			<b>7</b>	<b>377</b>	<b>695</b>	<b>(201)</b>	<b>(850)</b>	<b>(200)</b>	<b>0</b>	<b>0</b>
<b>Cash Balance at Beginning of Fiscal Year</b>			<b>206</b>	<b>213</b>	<b>590</b>	<b>1,285</b>	<b>1,084</b>	<b>234</b>	<b>34</b>	<b>34</b>
<b>Cash Balance at End of Fiscal Year</b>			<b>213</b>	<b>590</b>	<b>1,285</b>	<b>1,084</b>	<b>234</b>	<b>34</b>	<b>34</b>	<b>34</b>
<b>Year End Encumbrances Appropriated</b>			<b>0</b>	<b>0</b>	<b>0</b>	<b>0</b>	<b>0</b>	<b>0</b>	<b>0</b>	<b>0</b>
<b>Unencumbered Fund Balance at End of Fiscal Year</b>			<b>\$213</b>	<b>\$590</b>	<b>\$1,285</b>	<b>\$1,084</b>	<b>\$234</b>	<b>\$34</b>	<b>\$34</b>	<b>\$34</b>



**STRONGSVILLE CITY SCHOOL DISTRICT**

*CUYAHOGA COUNTY, OH*

*STUDENT MANAGED ACTIVITY - DEPARTMENTAL STATEMENT OF REVENUES AND EXPENDITURES (LEVEL 4 FINANCIALS)*

*FY 2013 ACTUAL THROUGH PROJECTION TO FY 2020*

*STUDENT MANAGED ACTIVITY BUDGET CENTER: PROJECT SUPPORT FUND STRONGSVILLE HIGH SCHOOL - 9950*

Function	Object	Description	Fiscal Year 2013 Actual	Fiscal Year 2014 Actual	Fiscal Year 2015 Actual	Fiscal Year 2016 Actual	Fiscal Year 2017 Budget	Fiscal Year 2018 Projection	Fiscal Year 2019 Projection	Fiscal Year 2020 Projection
<b>Revenues:</b>										
		<b>From Local Sources:</b>								
		Extracurricular	\$0	\$0	\$0	\$0	\$0	\$0	\$0	\$0
<b>Total Revenues</b>			<b>0</b>	<b>0</b>	<b>0</b>	<b>0</b>	<b>0</b>	<b>0</b>	<b>0</b>	<b>0</b>
<i>Extracurricular Activities</i>										
		<i>Other Objects</i>								
	891	Student Activity Payments	784	0	138	0	0	0	0	0
<b>Total Expenditures</b>			<b>784</b>	<b>0</b>	<b>138</b>	<b>0</b>	<b>0</b>	<b>0</b>	<b>0</b>	<b>0</b>
<b>Excess of Revenues Over / (Under) Expenditures</b>			<b>(784)</b>	<b>0</b>	<b>(138)</b>	<b>0</b>	<b>0</b>	<b>0</b>	<b>0</b>	<b>0</b>
<b>Other Financing Sources / (Uses):</b>										
		<i>Other Financing Uses</i>								
	910	Transfers Out	0	0	0	(1,400)	0	0	0	0
<b>Net Change in Fund Balance</b>			<b>(784)</b>	<b>0</b>	<b>(138)</b>	<b>(1,400)</b>	<b>0</b>	<b>0</b>	<b>0</b>	<b>0</b>
Cash Balance at Beginning of Fiscal Year			2,322	1,538	1,538	1,400	0	0	0	0
Cash Balance at End of Fiscal Year			1,538	1,538	1,400	0	0	0	0	0
Year End Encumbrances Appropriated			0	0	0	0	0	0	0	0
<b>Unencumbered Fund Balance at End of Fiscal Year</b>			<b>\$1,538</b>	<b>\$1,538</b>	<b>\$1,400</b>	<b>\$0</b>	<b>\$0</b>	<b>\$0</b>	<b>\$0</b>	<b>\$0</b>

**STRONGSVILLE CITY SCHOOL DISTRICT**

*CUYAHOGA COUNTY, OH*

*STUDENT MANAGED ACTIVITY - DEPARTMENTAL STATEMENT OF REVENUES AND EXPENDITURES (LEVEL 4 FINANCIALS)*

*FY 2013 ACTUAL THROUGH PROJECTION TO FY 2020*

*STUDENT MANAGED ACTIVITY BUDGET CENTER: CLASS OF 2012 STRONGSVILLE HIGH SCHOOL - 9953*

Function	Object	Description	Fiscal Year 2013 Actual	Fiscal Year 2014 Actual	Fiscal Year 2015 Actual	Fiscal Year 2016 Actual	Fiscal Year 2017 Budget	Fiscal Year 2018 Projection	Fiscal Year 2019 Projection	Fiscal Year 2020 Projection
<b>Revenues:</b>										
		<b>From Local Sources:</b>								
		Extracurricular	\$0	\$0	\$0	\$0	\$0	\$0	\$0	\$0
<b>Total Revenues</b>			<b>0</b>	<b>0</b>	<b>0</b>	<b>0</b>	<b>0</b>	<b>0</b>	<b>0</b>	<b>0</b>
<i>Extracurricular Activities</i>										
		<i>Other Objects</i>								
	891	Student Activity Payments	0	0	0	0	0	0	0	0
<b>Total Expenditures</b>			<b>0</b>	<b>0</b>	<b>0</b>	<b>0</b>	<b>0</b>	<b>0</b>	<b>0</b>	<b>0</b>
<b>Excess of Revenues Over / (Under) Expenditures</b>			<b>0</b>	<b>0</b>	<b>0</b>	<b>0</b>	<b>0</b>	<b>0</b>	<b>0</b>	<b>0</b>
<b>Other Financing Sources / (Uses):</b>										
		<i>Other Financing Uses</i>								
	910	Transfers Out	0	(3,684)	0	0	0	0	0	0
<b>Net Change in Fund Balance</b>			<b>0</b>	<b>(3,684)</b>	<b>0</b>	<b>0</b>	<b>0</b>	<b>0</b>	<b>0</b>	<b>0</b>
Cash Balance at Beginning of Fiscal Year			3,684	3,684	0	0	0	0	0	0
Cash Balance at End of Fiscal Year			3,684	0	0	0	0	0	0	0
Year End Encumbrances Appropriated			0	0	0	0	0	0	0	0
<b>Unencumbered Fund Balance at End of Fiscal Year</b>			<b>\$3,684</b>	<b>\$0</b>	<b>\$0</b>	<b>\$0</b>	<b>\$0</b>	<b>\$0</b>	<b>\$0</b>	<b>\$0</b>

**STRONGSVILLE CITY SCHOOL DISTRICT**

*CUYAHOGA COUNTY, OH*

*STUDENT MANAGED ACTIVITY - DEPARTMENTAL STATEMENT OF REVENUES AND EXPENDITURES (LEVEL 4 FINANCIALS)*

*FY 2013 ACTUAL THROUGH PROJECTION TO FY 2020*

*STUDENT MANAGED ACTIVITY BUDGET CENTER: CLASS OF 2013 STRONGSVILLE HIGH SCHOOL - 9954*

Function	Object	Description	Fiscal Year 2013 Actual	Fiscal Year 2014 Actual	Fiscal Year 2015 Actual	Fiscal Year 2016 Actual	Fiscal Year 2017 Budget	Fiscal Year 2018 Projection	Fiscal Year 2019 Projection	Fiscal Year 2020 Projection
<b>Revenues:</b>										
		<b>From Local Sources:</b>								
		Extracurricular	\$0	\$0	\$0	\$0	\$0	\$0	\$0	\$0
<b>Total Revenues</b>			<b>0</b>	<b>0</b>	<b>0</b>	<b>0</b>	<b>0</b>	<b>0</b>	<b>0</b>	<b>0</b>
<i>Extracurricular Activities</i>										
		<i>Other Objects</i>								
	891	Student Activity Payments	6,463	(840)	0	0	0	0	0	0
<b>Total Expenditures</b>			<b>6,463</b>	<b>(840)</b>	<b>0</b>	<b>0</b>	<b>0</b>	<b>0</b>	<b>0</b>	<b>0</b>
<b>Excess of Revenues Over / (Under) Expenditures</b>			<b>(6,463)</b>	<b>840</b>	<b>0</b>	<b>0</b>	<b>0</b>	<b>0</b>	<b>0</b>	<b>0</b>
<b>Other Financing Sources / (Uses):</b>										
		<i>Other Financing Uses</i>								
	910	Transfers Out	0	(2,903)	0	0	0	0	0	0
<b>Net Change in Fund Balance</b>			<b>(6,463)</b>	<b>(2,063)</b>	<b>0</b>	<b>0</b>	<b>0</b>	<b>0</b>	<b>0</b>	<b>0</b>
Cash Balance at Beginning of Fiscal Year			8,526	2,063	0	0	0	0	0	0
Cash Balance at End of Fiscal Year			2,063	0	0	0	0	0	0	0
Year End Encumbrances Appropriated			0	0	0	0	0	0	0	0
<b>Unencumbered Fund Balance at End of Fiscal Year</b>			<b>\$2,063</b>	<b>\$0</b>	<b>\$0</b>	<b>\$0</b>	<b>\$0</b>	<b>\$0</b>	<b>\$0</b>	<b>\$0</b>

**STRONGSVILLE CITY SCHOOL DISTRICT**

*CUYAHOGA COUNTY, OH*

*STUDENT MANAGED ACTIVITY - DEPARTMENTAL STATEMENT OF REVENUES AND EXPENDITURES (LEVEL 4 FINANCIALS)*

*FY 2013 ACTUAL THROUGH PROJECTION TO FY 2020*

*STUDENT MANAGED ACTIVITY BUDGET CENTER: SKI CLUB STRONGSVILLE HIGH SCHOOL - 9955*

Function	Object	Description	Fiscal Year 2013 Actual	Fiscal Year 2014 Actual	Fiscal Year 2015 Actual	Fiscal Year 2016 Actual	Fiscal Year 2017 Budget	Fiscal Year 2018 Projection	Fiscal Year 2019 Projection	Fiscal Year 2020 Projection
<b>Revenues:</b>										
		<b>From Local Sources:</b>								
		Extracurricular	\$14,486	\$16,454	\$0	\$0	\$0	\$0	\$0	\$0
<b>Total Revenues</b>			<b>14,486</b>	<b>16,454</b>	<b>0</b>	<b>0</b>	<b>0</b>	<b>0</b>	<b>0</b>	<b>0</b>
<i>Extracurricular Activities</i>										
		<i>Other Objects</i>								
	891	Student Activity Payments	15,262	15,801	0	0	0	0	0	0
<b>Total Expenditures</b>			<b>15,262</b>	<b>15,801</b>	<b>0</b>	<b>0</b>	<b>0</b>	<b>0</b>	<b>0</b>	<b>0</b>
<b>Excess of Revenues Over / (Under) Expenditures</b>			<b>(776)</b>	<b>653</b>	<b>0</b>	<b>0</b>	<b>0</b>	<b>0</b>	<b>0</b>	<b>0</b>
<b>Other Financing Sources / (Uses):</b>										
		<i>Other Financing Uses</i>								
	910	Transfers Out	0	(944)	0	0	0	0	0	0
<b>Net Change in Fund Balance</b>			<b>(776)</b>	<b>(291)</b>	<b>0</b>	<b>0</b>	<b>0</b>	<b>0</b>	<b>0</b>	<b>0</b>
Cash Balance at Beginning of Fiscal Year			1,067	291	0	0	0	0	0	0
Cash Balance at End of Fiscal Year			291	0	0	0	0	0	0	0
Year End Encumbrances Appropriated			0	0	0	0	0	0	0	0
<b>Unencumbered Fund Balance at End of Fiscal Year</b>			<b>\$291</b>	<b>\$0</b>	<b>\$0</b>	<b>\$0</b>	<b>\$0</b>	<b>\$0</b>	<b>\$0</b>	<b>\$0</b>

**STRONGSVILLE CITY SCHOOL DISTRICT**

*CUYAHOGA COUNTY, OH*

*STUDENT MANAGED ACTIVITY - DEPARTMENTAL STATEMENT OF REVENUES AND EXPENDITURES (LEVEL 4 FINANCIALS)*

*FY 2013 ACTUAL THROUGH PROJECTION TO FY 2020*

*STUDENT MANAGED ACTIVITY BUDGET CENTER: CLASS OF 2014 STRONGSVILLE HIGH SCHOOL - 9956*

Function	Object	Description	Fiscal Year 2013 Actual	Fiscal Year 2014 Actual	Fiscal Year 2015 Actual	Fiscal Year 2016 Actual	Fiscal Year 2017 Budget	Fiscal Year 2018 Projection	Fiscal Year 2019 Projection	Fiscal Year 2020 Projection
<b>Revenues:</b>										
		<b>From Local Sources:</b>								
		Extracurricular	\$52,720	\$0	\$0	\$0	\$0	\$0	\$0	\$0
<b>Total Revenues</b>			<b>52,720</b>	<b>0</b>	<b>0</b>	<b>0</b>	<b>0</b>	<b>0</b>	<b>0</b>	<b>0</b>
<i>Extracurricular Activities</i>										
		<i>Other Objects</i>								
	891	Student Activity Payments	45,830	5,594	0	0	0	0	0	0
<b>Total Expenditures</b>			<b>45,830</b>	<b>5,594</b>	<b>0</b>	<b>0</b>	<b>0</b>	<b>0</b>	<b>0</b>	<b>0</b>
<b>Excess of Revenues Over / (Under) Expenditures</b>			<b>6,890</b>	<b>(5,594)</b>	<b>0</b>	<b>0</b>	<b>0</b>	<b>0</b>	<b>0</b>	<b>0</b>
<b>Other Financing Sources / (Uses):</b>										
		<i>Other Financing Uses</i>								
	910	Transfers Out	0	0	(3,273)	0	0	0	0	0
<b>Net Change in Fund Balance</b>			<b>6,890</b>	<b>(5,594)</b>	<b>(3,273)</b>	<b>0</b>	<b>0</b>	<b>0</b>	<b>0</b>	<b>0</b>
Cash Balance at Beginning of Fiscal Year			1,977	8,867	3,273	0	0	0	0	0
Cash Balance at End of Fiscal Year			8,867	3,273	0	0	0	0	0	0
Year End Encumbrances Appropriated			0	0	0	0	0	0	0	0
<b>Unencumbered Fund Balance at End of Fiscal Year</b>			<b>\$8,867</b>	<b>\$3,273</b>	<b>\$0</b>	<b>\$0</b>	<b>\$0</b>	<b>\$0</b>	<b>\$0</b>	<b>\$0</b>

**STRONGSVILLE CITY SCHOOL DISTRICT**

*CUYAHOGA COUNTY, OH*

*STUDENT MANAGED ACTIVITY - DEPARTMENTAL STATEMENT OF REVENUES AND EXPENDITURES (LEVEL 4 FINANCIALS)*

*FY 2013 ACTUAL THROUGH PROJECTION TO FY 2020*

*STUDENT MANAGED ACTIVITY BUDGET CENTER: CLASS OF 2015 STRONGSVILLE HIGH SCHOOL - 9957*

Function	Object	Description	Fiscal Year 2013 Actual	Fiscal Year 2014 Actual	Fiscal Year 2015 Actual	Fiscal Year 2016 Actual	Fiscal Year 2017 Budget	Fiscal Year 2018 Projection	Fiscal Year 2019 Projection	Fiscal Year 2020 Projection
<b>Revenues:</b>										
		<b>From Local Sources:</b>								
		Extracurricular	\$0	\$57,159	\$0	\$0	\$0	\$0	\$0	\$0
<b>Total Revenues</b>			<b>0</b>	<b>57,159</b>	<b>0</b>	<b>0</b>	<b>0</b>	<b>0</b>	<b>0</b>	<b>0</b>
<i>Extracurricular Activities</i>										
		<i>Other Objects</i>								
	891	Student Activity Payments	0	46,746	6,289	0	0	0	0	0
<b>Total Expenditures</b>			<b>0</b>	<b>46,746</b>	<b>6,289</b>	<b>0</b>	<b>0</b>	<b>0</b>	<b>0</b>	<b>0</b>
<b>Excess of Revenues Over / (Under) Expenditures</b>			<b>0</b>	<b>10,413</b>	<b>(6,289)</b>	<b>0</b>	<b>0</b>	<b>0</b>	<b>0</b>	<b>0</b>
<b>Other Financing Sources / (Uses):</b>										
		<i>Other Financing Uses</i>								
	910	Transfers Out	0	0	0	(4,797)	0	0	0	0
<b>Net Change in Fund Balance</b>			<b>0</b>	<b>10,413</b>	<b>(6,289)</b>	<b>(4,797)</b>	<b>0</b>	<b>0</b>	<b>0</b>	<b>0</b>
Cash Balance at Beginning of Fiscal Year			673	673	11,086	4,797	0	0	0	0
Cash Balance at End of Fiscal Year			673	11,086	4,797	0	0	0	0	0
Year End Encumbrances Appropriated			0	0	0	0	0	0	0	0
<b>Unencumbered Fund Balance at End of Fiscal Year</b>			<b>\$673</b>	<b>\$11,086</b>	<b>\$4,797</b>	<b>\$0</b>	<b>\$0</b>	<b>\$0</b>	<b>\$0</b>	<b>\$0</b>

**STRONGSVILLE CITY SCHOOL DISTRICT**

**CUYAHOGA COUNTY, OH**

*STUDENT MANAGED ACTIVITY - DEPARTMENTAL STATEMENT OF REVENUES AND EXPENDITURES (LEVEL 4 FINANCIALS)*

*FY 2013 ACTUAL THROUGH PROJECTION TO FY 2020*

**STUDENT MANAGED ACTIVITY BUDGET CENTER: CLASS OF 2018 STRONGSVILLE HIGH SCHOOL - 9958**

Function	Object	Description	Fiscal Year 2013 Actual	Fiscal Year 2014 Actual	Fiscal Year 2015 Actual	Fiscal Year 2016 Actual	Fiscal Year 2017 Budget	Fiscal Year 2018 Projection	Fiscal Year 2019 Projection	Fiscal Year 2020 Projection
<b>Revenues:</b>										
		<b>From Local Sources:</b>								
		Extracurricular	\$0	\$0	\$251	\$889	\$82,000	\$0	\$0	\$0
		Other Local Revenues	0	0	0	3,000	10,000	0	0	0
<b>Total Revenues</b>			<b>0</b>	<b>0</b>	<b>251</b>	<b>3,889</b>	<b>92,000</b>	<b>0</b>	<b>0</b>	<b>0</b>
<i>Extracurricular Activities</i>										
		<i>Purchase Services</i>								
	490	Other Purchased Services	0	0	0	312	75,000	0	0	0
		<i>Supplies and Materials</i>								
	590	Other Supplies and Materials	0	0	0	0	14,400	0	0	0
		<i>Capital Outlay</i>								
	640	Equipment	0	0	0	0	500	0	0	0
		<i>Other Objects</i>								
	883	Mememrials	0	0	0	0	1,500	3,928	0	0
	891	Student Activity Payments	0	0	0	0	500	0	0	0
		<i>Total Other Objects</i>	<i>0</i>	<i>0</i>	<i>0</i>	<i>0</i>	<i>2,000</i>	<i>3,928</i>	<i>0</i>	<i>0</i>
<b>Total Expenditures</b>			<b>0</b>	<b>0</b>	<b>0</b>	<b>312</b>	<b>91,900</b>	<b>3,928</b>	<b>0</b>	<b>0</b>
<b>Net Change in Fund Balance</b>			<b>0</b>	<b>0</b>	<b>251</b>	<b>3,577</b>	<b>100</b>	<b>(3,928)</b>	<b>0</b>	<b>0</b>
		Cash Balance at Beginning of Fiscal Year	0	0	0	251	3,828	3,928	0	0
		Cash Balance at End of Fiscal Year	0	0	251	3,828	3,928	0	0	0
		Year End Encumbrances Appropriated	0	0	0	0	0	0	0	0
<b>Unencumbered Fund Balance at End of Fiscal Year</b>			<b>\$0</b>	<b>\$0</b>	<b>\$251</b>	<b>\$3,828</b>	<b>\$3,928</b>	<b>\$0</b>	<b>\$0</b>	<b>\$0</b>

**STRONGSVILLE CITY SCHOOL DISTRICT**

*CUYAHOGA COUNTY, OH*

*STUDENT MANAGED ACTIVITY - DEPARTMENTAL STATEMENT OF REVENUES AND EXPENDITURES (LEVEL 4 FINANCIALS)*

*FY 2013 ACTUAL THROUGH PROJECTION TO FY 2020*

*STUDENT MANAGED ACTIVITY BUDGET CENTER: CLASS OF 2019 STRONGSVILLE HIGH SCHOOL - 9959*

Function	Object	Description	Fiscal Year 2013 Actual	Fiscal Year 2014 Actual	Fiscal Year 2015 Actual	Fiscal Year 2016 Actual	Fiscal Year 2017 Budget	Fiscal Year 2018 Projection	Fiscal Year 2019 Projection	Fiscal Year 2020 Projection
<b>Revenues:</b>										
		<b>From Local Sources:</b>								
		Extracurricular	\$0	\$0	\$0	\$143	\$3,000	\$82,000	\$0	\$0
		Other Local Revenues	0	0	0	0	500	10,000	0	0
<b>Total Revenues</b>			<b>0</b>	<b>0</b>	<b>0</b>	<b>143</b>	<b>3,500</b>	<b>92,000</b>	<b>0</b>	<b>0</b>
<i>Extracurricular Activities</i>										
		<i>Purchase Services</i>								
	490	Other Purchased Services	0	0	0	0	1,500	75,000	0	0
		<i>Supplies and Materials</i>								
	590	Other Supplies and Materials	0	0	0	0	1,600	14,400	0	0
		<i>Capital Outlay</i>								
	640	Equipment	0	0	0	0	0	500	0	0
		<i>Other Objects</i>								
	883	Mememrials	0	0	0	0	500	1,500	143	0
	891	Student Activity Payments	0	0	0	0	0	500	0	0
		<i>Total Other Objects</i>	<i>0</i>	<i>0</i>	<i>0</i>	<i>0</i>	<i>500</i>	<i>2,000</i>	<i>143</i>	<i>0</i>
<b>Total Expenditures</b>			<b>0</b>	<b>0</b>	<b>0</b>	<b>0</b>	<b>3,600</b>	<b>91,900</b>	<b>143</b>	<b>0</b>
<b>Net Change in Fund Balance</b>			<b>0</b>	<b>0</b>	<b>0</b>	<b>143</b>	<b>(100)</b>	<b>100</b>	<b>(143)</b>	<b>0</b>
		Cash Balance at Beginning of Fiscal Year	0	0	0	0	143	43	143	0
		Cash Balance at End of Fiscal Year	0	0	0	143	43	143	0	0
		Year End Encumbrances Appropriated	0	0	0	0	0	0	0	0
<b>Unencumbered Fund Balance at End of Fiscal Year</b>			<b>\$0</b>	<b>\$0</b>	<b>\$0</b>	<b>\$143</b>	<b>\$43</b>	<b>\$143</b>	<b>\$0</b>	<b>\$0</b>



**STRONGSVILLE CITY SCHOOL DISTRICT**

*CUYAHOGA COUNTY, OH*

*STUDENT MANAGED ACTIVITY - DEPARTMENTAL STATEMENT OF REVENUES AND EXPENDITURES (LEVEL 4 FINANCIALS)*

*FY 2013 ACTUAL THROUGH PROJECTION TO FY 2020*

*STUDENT MANAGED ACTIVITY BUDGET CENTER: CLASS OF 2020 STRONGSVILLE HIGH SCHOOL - 9960*

Function	Object	Description	Fiscal Year 2013 Actual	Fiscal Year 2014 Actual	Fiscal Year 2015 Actual	Fiscal Year 2016 Actual	Fiscal Year 2017 Budget	Fiscal Year 2018 Projection	Fiscal Year 2019 Projection	Fiscal Year 2020 Projection
<b>Revenues:</b>										
		<b>From Local Sources:</b>								
		Extracurricular	\$0	\$0	\$0	\$0	\$750	\$3,000	\$82,000	\$0
		Other Local Revenues	0	0	0	0	100	500	10,000	0
<b>Total Revenues</b>			<b>0</b>	<b>0</b>	<b>0</b>	<b>0</b>	<b>850</b>	<b>3,500</b>	<b>92,000</b>	<b>0</b>
<i>Extracurricular Activities</i>										
		<i>Purchase Services</i>								
	490	Other Purchased Services	0	0	0	0	100	1,500	75,000	0
		<i>Supplies and Materials</i>								
	590	Other Supplies and Materials	0	0	0	0	725	1,500	14,400	0
		<i>Capital Outlay</i>								
	640	Equipment	0	0	0	0	0	0	500	0
		<i>Other Objects</i>								
	883	Mememrials	0	0	0	0	25	500	1,500	100
	891	Student Activity Payments	0	0	0	0	0	0	500	0
		<i>Total Other Objects</i>	<i>0</i>	<i>0</i>	<i>0</i>	<i>0</i>	<i>25</i>	<i>500</i>	<i>2,000</i>	<i>100</i>
<b>Total Expenditures</b>			<b>0</b>	<b>0</b>	<b>0</b>	<b>0</b>	<b>850</b>	<b>3,500</b>	<b>91,900</b>	<b>100</b>
<b>Net Change in Fund Balance</b>			<b>0</b>	<b>0</b>	<b>0</b>	<b>0</b>	<b>0</b>	<b>0</b>	<b>100</b>	<b>(100)</b>
		Cash Balance at Beginning of Fiscal Year	0	0	0	0	0	0	0	100
		Cash Balance at End of Fiscal Year	0	0	0	0	0	0	100	0
		Year End Encumbrances Appropriated	0	0	0	0	0	0	0	0
<b>Unencumbered Fund Balance at End of Fiscal Year</b>			<b>\$0</b>	<b>\$0</b>	<b>\$0</b>	<b>\$0</b>	<b>\$0</b>	<b>\$0</b>	<b>\$100</b>	<b>\$0</b>

**STRONGSVILLE CITY SCHOOL DISTRICT**

*CUYAHOGA COUNTY, OH*

*STUDENT MANAGED ACTIVITY - DEPARTMENTAL STATEMENT OF REVENUES AND EXPENDITURES (LEVEL 4 FINANCIALS)*

*FY 2013 ACTUAL THROUGH PROJECTION TO FY 2020*

*STUDENT MANAGED ACTIVITY BUDGET CENTER- YOUTH OPTIMIST ADVISORS STRONGSVILLE HIGH SCHOOL - 9961*

Function	Object	Description	Fiscal Year 2013 Actual	Fiscal Year 2014 Actual	Fiscal Year 2015 Actual	Fiscal Year 2016 Actual	Fiscal Year 2017 Budget	Fiscal Year 2018 Projection	Fiscal Year 2019 Projection	Fiscal Year 2020 Projection
<b>Revenues:</b>										
		<b>From Local Sources:</b>								
		Extracurricular	\$0	\$0	\$0	\$0	\$700	\$700	\$700	\$700
		Other Local Revenues	0	0	0	0	50	50	50	50
<b>Total Revenues</b>			<b>0</b>	<b>0</b>	<b>0</b>	<b>0</b>	<b>750</b>	<b>750</b>	<b>750</b>	<b>750</b>
<i>Extracurricular Activities</i>										
		<i>Purchase Services</i>								
	490	Other Purchased Services	0	0	0	0	250	250	250	250
		<i>Supplies and Materials</i>								
	590	Other Supplies and Materials	0	0	0	0	725	329	325	325
		<i>Other Objects</i>								
	883	Mememrials	0	0	0	0	175	175	175	175
<b>Total Expenditures</b>			<b>0</b>	<b>0</b>	<b>0</b>	<b>0</b>	<b>1,150</b>	<b>754</b>	<b>750</b>	<b>750</b>
<b>Net Change in Fund Balance</b>			<b>0</b>	<b>0</b>	<b>0</b>	<b>0</b>	<b>(400)</b>	<b>(4)</b>	<b>0</b>	<b>0</b>
Cash Balance at Beginning of Fiscal Year			404	404	404	404	404	4	0	0
Cash Balance at End of Fiscal Year			404	404	404	404	4	0	0	0
Year End Encumbrances Appropriated			0	0	0	0	0	0	0	0
<b>Unencumbered Fund Balance at End of Fiscal Year</b>			<b>\$404</b>	<b>\$404</b>	<b>\$404</b>	<b>\$404</b>	<b>\$4</b>	<b>\$0</b>	<b>\$0</b>	<b>\$0</b>

**STRONGSVILLE CITY SCHOOL DISTRICT**

*CUYAHOGA COUNTY, OH*

*STUDENT MANAGED ACTIVITY - DEPARTMENTAL STATEMENT OF REVENUES AND EXPENDITURES (LEVEL 4 FINANCIALS)*

*FY 2013 ACTUAL THROUGH PROJECTION TO FY 2020*

*STUDENT MANAGED ACTIVITY BUDGET CENTER: RHO KAPPA NHS STRONGSVILLE HIGH SCHOOL - 9962*

Function	Object	Description	Fiscal Year 2013 Actual	Fiscal Year 2014 Actual	Fiscal Year 2015 Actual	Fiscal Year 2016 Actual	Fiscal Year 2017 Budget	Fiscal Year 2018 Projection	Fiscal Year 2019 Projection	Fiscal Year 2020 Projection
<b>Revenues:</b>										
		<b>From Local Sources:</b>								
		Extracurricular	\$0	\$1,848	\$2,105	\$1,888	\$1,500	\$1,500	\$1,500	\$1,500
		Other Local Revenues	0	0	0	0	50	50	50	50
<b>Total Revenues</b>			<b>0</b>	<b>1,848</b>	<b>2,105</b>	<b>1,888</b>	<b>1,550</b>	<b>1,550</b>	<b>1,550</b>	<b>1,550</b>
<i>Extracurricular Activities</i>										
		<i>Purchase Services</i>								
	490	Other Purchased Services	0	0	0	75	1,000	500	500	500
		<i>Supplies and Materials</i>								
	590	Other Supplies and Materials	0	0	0	1,275	3,000	1,000	1,000	1,000
		<i>Other Objects</i>								
	891	Student Activity Payments	0	867	1,010	75	0	0	0	0
<b>Total Expenditures</b>			<b>0</b>	<b>867</b>	<b>1,010</b>	<b>1,425</b>	<b>4,000</b>	<b>1,500</b>	<b>1,500</b>	<b>1,500</b>
<b>Net Change in Fund Balance</b>			<b>0</b>	<b>981</b>	<b>1,095</b>	<b>463</b>	<b>(2,450)</b>	<b>50</b>	<b>50</b>	<b>50</b>
Cash Balance at Beginning of Fiscal Year			0	0	981	2,076	2,539	89	139	189
Cash Balance at End of Fiscal Year			0	981	2,076	2,539	89	139	189	239
Year End Encumbrances Appropriated			0	0	220	0	0	0	0	0
<b>Unencumbered Fund Balance at End of Fiscal Year</b>			<b>\$0</b>	<b>\$981</b>	<b>\$1,856</b>	<b>\$2,539</b>	<b>\$89</b>	<b>\$139</b>	<b>\$189</b>	<b>\$239</b>

**STRONGSVILLE CITY SCHOOL DISTRICT**

*CUYAHOGA COUNTY, OH*

*STUDENT MANAGED ACTIVITY - DEPARTMENTAL STATEMENT OF REVENUES AND EXPENDITURES (LEVEL 4 FINANCIALS)*

*FY 2013 ACTUAL THROUGH PROJECTION TO FY 2020*

*STUDENT MANAGED ACTIVITY BUDGET CENTER: ASIAN-AMERICAN CULTURAL CLUB STRONGSVILLE HIGH SCHOOL - 9964*

Function	Object	Description	Fiscal Year 2013 Actual	Fiscal Year 2014 Actual	Fiscal Year 2015 Actual	Fiscal Year 2016 Actual	Fiscal Year 2017 Budget	Fiscal Year 2018 Projection	Fiscal Year 2019 Projection	Fiscal Year 2020 Projection
<b>Revenues:</b>										
		<b>From Local Sources:</b>								
		Extracurricular	\$0	\$0	\$0	\$0	\$0	\$0	\$0	\$0
<b>Total Revenues</b>			<b>0</b>	<b>0</b>	<b>0</b>	<b>0</b>	<b>0</b>	<b>0</b>	<b>0</b>	<b>0</b>
<i>Extracurricular Activities</i>										
		<i>Other Objects</i>								
	891	Student Activity Payments	0	0	0	0	0	0	0	0
<b>Total Expenditures</b>			<b>0</b>	<b>0</b>	<b>0</b>	<b>0</b>	<b>0</b>	<b>0</b>	<b>0</b>	<b>0</b>
<b>Excess of Revenues Over / (Under) Expenditures</b>			<b>0</b>	<b>0</b>	<b>0</b>	<b>0</b>	<b>0</b>	<b>0</b>	<b>0</b>	<b>0</b>
<b>Other Financing Sources / (Uses):</b>										
		<i>Other Financing Uses</i>								
	910	Transfers Out	0	0	0	(601)	0	0	0	0
<b>Net Change in Fund Balance</b>			<b>0</b>	<b>0</b>	<b>0</b>	<b>(601)</b>	<b>0</b>	<b>0</b>	<b>0</b>	<b>0</b>
Cash Balance at Beginning of Fiscal Year			601	601	601	601	0	0	0	0
Cash Balance at End of Fiscal Year			601	601	601	0	0	0	0	0
Year End Encumbrances Appropriated			0	0	0	0	0	0	0	0
<b>Unencumbered Fund Balance at End of Fiscal Year</b>			<b>\$601</b>	<b>\$601</b>	<b>\$601</b>	<b>\$0</b>	<b>\$0</b>	<b>\$0</b>	<b>\$0</b>	<b>\$0</b>

**STRONGSVILLE CITY SCHOOL DISTRICT**

*CUYAHOGA COUNTY, OH*

*STUDENT MANAGED ACTIVITY - DEPARTMENTAL STATEMENT OF REVENUES AND EXPENDITURES (LEVEL 4 FINANCIALS)*

*FY 2013 ACTUAL THROUGH PROJECTION TO FY 2020*

*STUDENT MANAGED ACTIVITY BUDGET CENTER: KEY CLUB STRONGSVILLE HIGH SCHOOL - 9965*

Function	Object	Description	Fiscal Year 2013 Actual	Fiscal Year 2014 Actual	Fiscal Year 2015 Actual	Fiscal Year 2016 Actual	Fiscal Year 2017 Budget	Fiscal Year 2018 Projection	Fiscal Year 2019 Projection	Fiscal Year 2020 Projection
<b>Revenues:</b>										
		<b>From Local Sources:</b>								
		Extracurricular	\$8,463	\$12,479	\$9,460	\$6,866	\$8,000	\$8,000	\$8,000	\$8,000
		Other Local Revenues	0	0	0	0	500	500	500	500
<b>Total Revenues</b>			<b>8,463</b>	<b>12,479</b>	<b>9,460</b>	<b>6,866</b>	<b>8,500</b>	<b>8,500</b>	<b>8,500</b>	<b>8,500</b>
<i>Extracurricular Activities</i>										
		<i>Purchase Services</i>								
	490	Other Purchased Services	0	0	0	5,408	6,000	4,000	4,000	4,000
		<i>Supplies and Materials</i>								
	590	Other Supplies and Materials	0	0	0	1,512	4,200	4,000	4,000	4,000
		<i>Other Objects</i>								
	883	Mememrials	0	0	0	0	750	500	500	500
	891	Student Activity Payments	6,746	11,900	9,118	0	0	0	0	0
		<i>Total Other Objects</i>	<i>6,746</i>	<i>11,900</i>	<i>9,118</i>	<i>0</i>	<i>750</i>	<i>500</i>	<i>500</i>	<i>500</i>
<b>Total Expenditures</b>			<b>6,746</b>	<b>11,900</b>	<b>9,118</b>	<b>6,920</b>	<b>10,950</b>	<b>8,500</b>	<b>8,500</b>	<b>8,500</b>
<b>Net Change in Fund Balance</b>			<b>1,717</b>	<b>579</b>	<b>342</b>	<b>(54)</b>	<b>(2,450)</b>	<b>0</b>	<b>0</b>	<b>0</b>
		Cash Balance at Beginning of Fiscal Year	12	1,729	2,308	2,650	2,596	146	146	146
		Cash Balance at End of Fiscal Year	1,729	2,308	2,650	2,596	146	146	146	146
		Year End Encumbrances Appropriated	0	0	0	0	0	0	0	0
<b>Unencumbered Fund Balance at End of Fiscal Year</b>			<b>\$1,729</b>	<b>\$2,308</b>	<b>\$2,650</b>	<b>\$2,596</b>	<b>\$146</b>	<b>\$146</b>	<b>\$146</b>	<b>\$146</b>

**STRONGSVILLE CITY SCHOOL DISTRICT**

*CUYAHOGA COUNTY, OH*

*STUDENT MANAGED ACTIVITY - DEPARTMENTAL STATEMENT OF REVENUES AND EXPENDITURES (LEVEL 4 FINANCIALS)*

*FY 2013 ACTUAL THROUGH PROJECTION TO FY 2020*

*STUDENT MANAGED ACTIVITY BUDGET CENTER: STROHIGAN/YEARBOOK STRONGSVILLE HIGH SCHOOL - 9968*

Function	Object	Description	Fiscal Year 2013 Actual	Fiscal Year 2014 Actual	Fiscal Year 2015 Actual	Fiscal Year 2016 Actual	Fiscal Year 2017 Budget	Fiscal Year 2018 Projection	Fiscal Year 2019 Projection	Fiscal Year 2020 Projection
<b>Revenues:</b>										
		<b>From Local Sources:</b>								
		Extracurricular	\$1,715	\$3,135	\$0	\$0	\$0	\$0	\$0	\$0
<b>Total Revenues</b>			<b>1,715</b>	<b>3,135</b>	<b>0</b>	<b>0</b>	<b>0</b>	<b>0</b>	<b>0</b>	<b>0</b>
<i>Extracurricular Activities</i>										
		<i>Other Objects</i>								
	891	Student Activity Payments	2,880	1,226	0	0	0	0	0	0
<b>Total Expenditures</b>			<b>2,880</b>	<b>1,226</b>	<b>0</b>	<b>0</b>	<b>0</b>	<b>0</b>	<b>0</b>	<b>0</b>
<b>Excess of Revenues Over / (Under) Expenditures</b>			<b>(1,165)</b>	<b>1,909</b>	<b>0</b>	<b>0</b>	<b>0</b>	<b>0</b>	<b>0</b>	<b>0</b>
<b>Other Financing Sources / (Uses):</b>										
		<i>Other Financing Uses</i>								
	910	Transfers Out	0	(2,032)	0	0	0	0	0	0
<b>Net Change in Fund Balance</b>			<b>(1,165)</b>	<b>(123)</b>	<b>0</b>	<b>0</b>	<b>0</b>	<b>0</b>	<b>0</b>	<b>0</b>
Cash Balance at Beginning of Fiscal Year			1,288	123	0	0	0	0	0	0
Cash Balance at End of Fiscal Year			123	0	0	0	0	0	0	0
Year End Encumbrances Appropriated			0	0	0	0	0	0	0	0
<b>Unencumbered Fund Balance at End of Fiscal Year</b>			<b>\$123</b>	<b>\$0</b>	<b>\$0</b>	<b>\$0</b>	<b>\$0</b>	<b>\$0</b>	<b>\$0</b>	<b>\$0</b>

**STRONGSVILLE CITY SCHOOL DISTRICT**

*CUYAHOGA COUNTY, OH*

*STUDENT MANAGED ACTIVITY - DEPARTMENTAL STATEMENT OF REVENUES AND EXPENDITURES (LEVEL 4 FINANCIALS)*

*FY 2013 ACTUAL THROUGH PROJECTION TO FY 2020*

*STUDENT MANAGED ACTIVITY BUDGET CENTER- ITALIAN AMERICAN CLUB - 9972*

Function	Object	Description	Fiscal Year 2013 Actual	Fiscal Year 2014 Actual	Fiscal Year 2015 Actual	Fiscal Year 2016 Actual	Fiscal Year 2017 Budget	Fiscal Year 2018 Projection	Fiscal Year 2019 Projection	Fiscal Year 2020 Projection
<b>Revenues:</b>										
		<b>From Local Sources:</b>								
		Extracurricular	\$672	\$0	\$0	\$0	\$0	\$0	\$0	\$0
<b>Total Revenues</b>			<b>672</b>	<b>0</b>	<b>0</b>	<b>0</b>	<b>0</b>	<b>0</b>	<b>0</b>	<b>0</b>
<i>Extracurricular Activities</i>										
		<i>Other Objects</i>								
	891	Student Activity Payments	675	0	0	0	0	0	0	0
<b>Total Expenditures</b>			<b>675</b>	<b>0</b>	<b>0</b>	<b>0</b>	<b>0</b>	<b>0</b>	<b>0</b>	<b>0</b>
<b>Excess of Revenues Over / (Under) Expenditures</b>			<b>(3)</b>	<b>0</b>	<b>0</b>	<b>0</b>	<b>0</b>	<b>0</b>	<b>0</b>	<b>0</b>
<b>Other Financing Sources / (Uses):</b>										
		<i>Other Financing Uses</i>								
	910	Transfers Out	0	0	0	(1,291)	0	0	0	0
<b>Net Change in Fund Balance</b>			<b>(3)</b>	<b>0</b>	<b>0</b>	<b>(1,291)</b>	<b>0</b>	<b>0</b>	<b>0</b>	<b>0</b>
Cash Balance at Beginning of Fiscal Year			1,294	1,291	1,291	1,291	0	0	0	0
Cash Balance at End of Fiscal Year			1,291	1,291	1,291	0	0	0	0	0
Year End Encumbrances Appropriated			0	0	0	0	0	0	0	0
<b>Unencumbered Fund Balance at End of Fiscal Year</b>			<b>\$1,291</b>	<b>\$1,291</b>	<b>\$1,291</b>	<b>\$0</b>	<b>\$0</b>	<b>\$0</b>	<b>\$0</b>	<b>\$0</b>

**STRONGSVILLE CITY SCHOOL DISTRICT**

*CUYAHOGA COUNTY, OH*

*STUDENT MANAGED ACTIVITY - DEPARTMENTAL STATEMENT OF REVENUES AND EXPENDITURES (LEVEL 4 FINANCIALS)*

*FY 2013 ACTUAL THROUGH PROJECTION TO FY 2020*

*STUDENT MANAGED ACTIVITY BUDGET CENTER: WELLNESS CLUB STRONGSVILLE HIGH SCHOOL - 9974*

Function	Object	Description	Fiscal Year 2013 Actual	Fiscal Year 2014 Actual	Fiscal Year 2015 Actual	Fiscal Year 2016 Actual	Fiscal Year 2017 Budget	Fiscal Year 2018 Projection	Fiscal Year 2019 Projection	Fiscal Year 2020 Projection
<b>Revenues:</b>										
		<b>From Local Sources:</b>								
		Extracurricular	\$0	\$0	\$0	\$0	\$0	\$0	\$0	\$0
<b>Total Revenues</b>			<b>0</b>	<b>0</b>	<b>0</b>	<b>0</b>	<b>0</b>	<b>0</b>	<b>0</b>	<b>0</b>
<i>Extracurricular Activities</i>										
		<i>Other Objects</i>								
	891	Student Activity Payments	0	0	0	0	0	0	0	0
<b>Total Expenditures</b>			<b>0</b>	<b>0</b>	<b>0</b>	<b>0</b>	<b>0</b>	<b>0</b>	<b>0</b>	<b>0</b>
<b>Excess of Revenues Over / (Under) Expenditures</b>			<b>0</b>	<b>0</b>	<b>0</b>	<b>0</b>	<b>0</b>	<b>0</b>	<b>0</b>	<b>0</b>
<b>Other Financing Sources / (Uses):</b>										
		<i>Other Financing Uses</i>								
	910	Transfers Out	0	0	0	(2,889)	0	0	0	0
<b>Net Change in Fund Balance</b>			<b>0</b>	<b>0</b>	<b>0</b>	<b>(2,889)</b>	<b>0</b>	<b>0</b>	<b>0</b>	<b>0</b>
Cash Balance at Beginning of Fiscal Year			2,889	2,889	2,889	2,889	0	0	0	0
Cash Balance at End of Fiscal Year			2,889	2,889	2,889	0	0	0	0	0
Year End Encumbrances Appropriated			0	0	0	0	0	0	0	0
<b>Unencumbered Fund Balance at End of Fiscal Year</b>			<b>\$2,889</b>	<b>\$2,889</b>	<b>\$2,889</b>	<b>\$0</b>	<b>\$0</b>	<b>\$0</b>	<b>\$0</b>	<b>\$0</b>



**STRONGSVILLE CITY SCHOOL DISTRICT**

**CUYAHOGA COUNTY, OH**

*STUDENT MANAGED ACTIVITY - DEPARTMENTAL STATEMENT OF REVENUES AND EXPENDITURES (LEVEL 4 FINANCIALS)*

*FY 2013 ACTUAL THROUGH PROJECTION TO FY 2020*

**STUDENT MANAGED ACTIVITY BUDGET CENTER: SHS PRIDE CLUB STRONGSVILLE HIGH SCHOOL - 9976**

Function	Object	Description	Fiscal Year 2013 Actual	Fiscal Year 2014 Actual	Fiscal Year 2015 Actual	Fiscal Year 2016 Actual	Fiscal Year 2017 Budget	Fiscal Year 2018 Projection	Fiscal Year 2019 Projection	Fiscal Year 2020 Projection
<b>Revenues:</b>										
		<b>From Local Sources:</b>								
		Extracurricular	\$710	\$28	\$489	\$0	\$750	\$750	\$750	\$750
		Other Local Revenues	0	0	0	0	100	100	100	100
<b>Total Revenues</b>			<b>710</b>	<b>28</b>	<b>489</b>	<b>0</b>	<b>850</b>	<b>850</b>	<b>850</b>	<b>850</b>
<i>Extracurricular Activities</i>										
		<i>Purchase Services</i>								
	490	Other Purchased Services	0	0	0	200	200	200	200	200
		<i>Supplies and Materials</i>								
	590	Other Supplies and Materials	0	0	0	0	250	150	150	150
		<i>Capital Outlay</i>								
	640	Equipment	0	0	0	0	45	0	0	0
		<i>Other Objects</i>								
	883	Mememrials	0	0	0	0	500	500	500	500
	891	Student Activity Payments	767	356	200	0	0	0	0	0
		<i>Total Other Objects</i>	<i>767</i>	<i>356</i>	<i>200</i>	<i>0</i>	<i>500</i>	<i>500</i>	<i>500</i>	<i>500</i>
<b>Total Expenditures</b>			<b>767</b>	<b>356</b>	<b>200</b>	<b>200</b>	<b>995</b>	<b>850</b>	<b>850</b>	<b>850</b>
<b>Net Change in Fund Balance</b>			<b>(57)</b>	<b>(328)</b>	<b>289</b>	<b>(200)</b>	<b>(145)</b>	<b>0</b>	<b>0</b>	<b>0</b>
		Cash Balance at Beginning of Fiscal Year	445	388	60	349	149	4	4	4
		Cash Balance at End of Fiscal Year	388	60	349	149	4	4	4	4
		Year End Encumbrances Appropriated	0	0	0	0	0	0	0	0
<b>Unencumbered Fund Balance at End of Fiscal Year</b>			<b>\$388</b>	<b>\$60</b>	<b>\$349</b>	<b>\$149</b>	<b>\$4</b>	<b>\$4</b>	<b>\$4</b>	<b>\$4</b>

**STRONGSVILLE CITY SCHOOL DISTRICT**

*CUYAHOGA COUNTY, OH*

*STUDENT MANAGED ACTIVITY - DEPARTMENTAL STATEMENT OF REVENUES AND EXPENDITURES (LEVEL 4 FINANCIALS)*

*FY 2013 ACTUAL THROUGH PROJECTION TO FY 2020*

*STUDENT MANAGED ACTIVITY BUDGET CENTER: ANIME CLUB STRONGSVILLE HIGH SCHOOL - 9978*

Function	Object	Description	Fiscal Year 2013 Actual	Fiscal Year 2014 Actual	Fiscal Year 2015 Actual	Fiscal Year 2016 Actual	Fiscal Year 2017 Budget	Fiscal Year 2018 Projection	Fiscal Year 2019 Projection	Fiscal Year 2020 Projection
<b>Revenues:</b>										
		<b>From Local Sources:</b>								
		Extracurricular	\$775	\$959	\$486	\$250	\$1,100	\$1,100	\$1,100	\$1,100
		Other Local Revenues	0	0	0	0	100	100	100	100
<b>Total Revenues</b>			<b>775</b>	<b>959</b>	<b>486</b>	<b>250</b>	<b>1,200</b>	<b>1,200</b>	<b>1,200</b>	<b>1,200</b>
<i>Extracurricular Activities</i>										
		<i>Purchase Services</i>								
	490	Other Purchased Services	0	0	0	0	300	200	200	200
		<i>Supplies and Materials</i>								
	590	Other Supplies and Materials	0	0	0	176	1,025	1,000	1,000	1,000
		<i>Other Objects</i>								
	891	Student Activity Payments	692	987	486	0	50	0	0	0
<b>Total Expenditures</b>			<b>692</b>	<b>987</b>	<b>486</b>	<b>176</b>	<b>1,375</b>	<b>1,200</b>	<b>1,200</b>	<b>1,200</b>
<b>Net Change in Fund Balance</b>			<b>83</b>	<b>(28)</b>	<b>0</b>	<b>74</b>	<b>(175)</b>	<b>0</b>	<b>0</b>	<b>0</b>
Cash Balance at Beginning of Fiscal Year			55	138	110	110	184	9	9	9
Cash Balance at End of Fiscal Year			138	110	110	184	9	9	9	9
Year End Encumbrances Appropriated			0	0	0	0	0	0	0	0
<b>Unencumbered Fund Balance at End of Fiscal Year</b>			<b>\$138</b>	<b>\$110</b>	<b>\$110</b>	<b>\$184</b>	<b>\$9</b>	<b>\$9</b>	<b>\$9</b>	<b>\$9</b>

**STRONGSVILLE CITY SCHOOL DISTRICT**

*CUYAHOGA COUNTY, OH*

*STUDENT MANAGED ACTIVITY - DEPARTMENTAL STATEMENT OF REVENUES AND EXPENDITURES (LEVEL 4 FINANCIALS)*

*FY 2013 ACTUAL THROUGH PROJECTION TO FY 2020*

*STUDENT MANAGED ACTIVITY BUDGET CENTER: LANTERN FUND STRONGSVILLE HIGH SCHOOL - 9980*

Function	Object	Description	Fiscal Year 2013 Actual	Fiscal Year 2014 Actual	Fiscal Year 2015 Actual	Fiscal Year 2016 Actual	Fiscal Year 2017 Budget	Fiscal Year 2018 Projection	Fiscal Year 2019 Projection	Fiscal Year 2020 Projection
<b>Revenues:</b>										
		<b>From Local Sources:</b>								
		Extracurricular	\$0	\$0	\$0	\$0	\$0	\$0	\$0	\$0
<b>Total Revenues</b>			<b>0</b>	<b>0</b>	<b>0</b>	<b>0</b>	<b>0</b>	<b>0</b>	<b>0</b>	<b>0</b>
<i>Extracurricular Activities</i>										
		<i>Other Objects</i>								
	891	Student Activity Payments	0	0	0	0	0	0	0	0
<b>Total Expenditures</b>			<b>0</b>	<b>0</b>	<b>0</b>	<b>0</b>	<b>0</b>	<b>0</b>	<b>0</b>	<b>0</b>
<b>Excess of Revenues Over / (Under) Expenditures</b>			<b>0</b>	<b>0</b>	<b>0</b>	<b>0</b>	<b>0</b>	<b>0</b>	<b>0</b>	<b>0</b>
<b>Other Financing Sources / (Uses):</b>										
		<i>Other Financing Uses</i>								
	910	Transfers Out	0	0	(269)	0	0	0	0	0
<b>Net Change in Fund Balance</b>			<b>0</b>	<b>0</b>	<b>(269)</b>	<b>0</b>	<b>0</b>	<b>0</b>	<b>0</b>	<b>0</b>
Cash Balance at Beginning of Fiscal Year			269	269	269	0	0	0	0	0
Cash Balance at End of Fiscal Year			269	269	0	0	0	0	0	0
Year End Encumbrances Appropriated			0	0	0	0	0	0	0	0
<b>Unencumbered Fund Balance at End of Fiscal Year</b>			<b>\$269</b>	<b>\$269</b>	<b>\$0</b>	<b>\$0</b>	<b>\$0</b>	<b>\$0</b>	<b>\$0</b>	<b>\$0</b>

**STRONGSVILLE CITY SCHOOL DISTRICT**

*CUYAHOGA COUNTY, OH*

*STUDENT MANAGED ACTIVITY - DEPARTMENTAL STATEMENT OF REVENUES AND EXPENDITURES (LEVEL 4 FINANCIALS)*

*FY 2013 ACTUAL THROUGH PROJECTION TO FY 2020*

*STUDENT MANAGED ACTIVITY BUDGET CENTER: ART AMBASSADORS STRONGSVILLE HIGH SCHOOL - 9981*

Function	Object	Description	Fiscal Year 2013 Actual	Fiscal Year 2014 Actual	Fiscal Year 2015 Actual	Fiscal Year 2016 Actual	Fiscal Year 2017 Budget	Fiscal Year 2018 Projection	Fiscal Year 2019 Projection	Fiscal Year 2020 Projection
<b>Revenues:</b>										
		<b>From Local Sources:</b>								
		Extracurricular	\$0	\$0	\$0	\$0	\$0	\$0	\$0	\$0
<b>Total Revenues</b>			<b>0</b>	<b>0</b>	<b>0</b>	<b>0</b>	<b>0</b>	<b>0</b>	<b>0</b>	<b>0</b>
<i>Extracurricular Activities</i>										
		<i>Other Objects</i>								
	891	Student Activity Payments	0	0	0	0	0	0	0	0
<b>Total Expenditures</b>			<b>0</b>	<b>0</b>	<b>0</b>	<b>0</b>	<b>0</b>	<b>0</b>	<b>0</b>	<b>0</b>
<b>Excess of Revenues Over / (Under) Expenditures</b>			<b>0</b>	<b>0</b>	<b>0</b>	<b>0</b>	<b>0</b>	<b>0</b>	<b>0</b>	<b>0</b>
<b>Other Financing Sources / (Uses):</b>										
		<i>Other Financing Uses</i>								
	910	Transfers Out	(1)	0	0	0	0	0	0	0
<b>Net Change in Fund Balance</b>			<b>(1)</b>	<b>0</b>	<b>0</b>	<b>0</b>	<b>0</b>	<b>0</b>	<b>0</b>	<b>0</b>
Cash Balance at Beginning of Fiscal Year			1	0	0	0	0	0	0	0
Cash Balance at End of Fiscal Year			0	0	0	0	0	0	0	0
Year End Encumbrances Appropriated			0	0	0	0	0	0	0	0
<b>Unencumbered Fund Balance at End of Fiscal Year</b>			<b>\$0</b>	<b>\$0</b>	<b>\$0</b>	<b>\$0</b>	<b>\$0</b>	<b>\$0</b>	<b>\$0</b>	<b>\$0</b>

**STRONGSVILLE CITY SCHOOL DISTRICT**

*CUYAHOGA COUNTY, OH*

*STUDENT MANAGED ACTIVITY - DEPARTMENTAL STATEMENT OF REVENUES AND EXPENDITURES (LEVEL 4 FINANCIALS)*

*FY 2013 ACTUAL THROUGH PROJECTION TO FY 2020*

*STUDENT MANAGED ACTIVITY BUDGET CENTER: NATIONAL HONORS SOCIETY STRONGSVILLE HIGH SCHOOL - 9985*

Function	Object	Description	Fiscal Year 2013 Actual	Fiscal Year 2014 Actual	Fiscal Year 2015 Actual	Fiscal Year 2016 Actual	Fiscal Year 2017 Budget	Fiscal Year 2018 Projection	Fiscal Year 2019 Projection	Fiscal Year 2020 Projection
<b>Revenues:</b>										
		<b>From Local Sources:</b>								
		Extracurricular	\$3,095	\$4,008	\$4,098	\$5,944	\$4,750	\$4,750	\$4,750	\$4,750
		Other Local Revenues	0	0	0	0	500	500	500	500
<b>Total Revenues</b>			<b>3,095</b>	<b>4,008</b>	<b>4,098</b>	<b>5,944</b>	<b>5,250</b>	<b>5,250</b>	<b>5,250</b>	<b>5,250</b>
<i>Extracurricular Activities</i>										
		<i>Purchase Services</i>								
	490	Other Purchased Services	0	0	0	794	2,000	2,000	2,000	2,000
		<i>Supplies and Materials</i>								
	590	Other Supplies and Materials	0	0	0	3,209	4,720	2,800	2,800	2,800
		<i>Other Objects</i>								
	883	Mememrials	0	0	0	1,899	450	450	450	450
	891	Student Activity Payments	2,358	4,589	4,242	39	0	0	0	0
		<i>Total Other Objects</i>	<i>2,358</i>	<i>4,589</i>	<i>4,242</i>	<i>1,938</i>	<i>450</i>	<i>450</i>	<i>450</i>	<i>450</i>
<b>Total Expenditures</b>			<b>2,358</b>	<b>4,589</b>	<b>4,242</b>	<b>5,941</b>	<b>7,170</b>	<b>5,250</b>	<b>5,250</b>	<b>5,250</b>
<b>Net Change in Fund Balance</b>			<b>737</b>	<b>(581)</b>	<b>(144)</b>	<b>3</b>	<b>(1,920)</b>	<b>0</b>	<b>0</b>	<b>0</b>
		Cash Balance at Beginning of Fiscal Year	1,905	2,642	2,061	1,917	1,920	0	0	0
		Cash Balance at End of Fiscal Year	2,642	2,061	1,917	1,920	0	0	0	0
		Year End Encumbrances Appropriated	0	0	0	0	0	0	0	0
<b>Unencumbered Fund Balance at End of Fiscal Year</b>			<b>\$2,642</b>	<b>\$2,061</b>	<b>\$1,917</b>	<b>\$1,920</b>	<b>\$0</b>	<b>\$0</b>	<b>\$0</b>	<b>\$0</b>

**STRONGSVILLE CITY SCHOOL DISTRICT**

*CUYAHOGA COUNTY, OH*

*STUDENT MANAGED ACTIVITY - DEPARTMENTAL STATEMENT OF REVENUES AND EXPENDITURES (LEVEL 4 FINANCIALS)*

*FY 2013 ACTUAL THROUGH PROJECTION TO FY 2020*

*STUDENT MANAGED ACTIVITY BUDGET CENTER: SHS CHEERLEADERS STRONGSVILLE HIGH SCHOOL - 9992*

Function	Object	Description	Fiscal Year 2013 Actual	Fiscal Year 2014 Actual	Fiscal Year 2015 Actual	Fiscal Year 2016 Actual	Fiscal Year 2017 Budget	Fiscal Year 2018 Projection	Fiscal Year 2019 Projection	Fiscal Year 2020 Projection
<b>Revenues:</b>										
		<b>From Local Sources:</b>								
		Extracurricular	\$16,102	\$41,363	\$263	\$0	\$0	\$0	\$0	\$0
<b>Total Revenues</b>			<b>16,102</b>	<b>41,363</b>	<b>263</b>	<b>0</b>	<b>0</b>	<b>0</b>	<b>0</b>	<b>0</b>
<i>Extracurricular Activities</i>										
		<i>Other Objects</i>								
	891	Student Activity Payments	13,432	37,281	12,798	0	0	0	0	0
<b>Total Expenditures</b>			<b>13,432</b>	<b>37,281</b>	<b>12,798</b>	<b>0</b>	<b>0</b>	<b>0</b>	<b>0</b>	<b>0</b>
<b>Excess of Revenues Over / (Under) Expenditures</b>			<b>2,670</b>	<b>4,082</b>	<b>(12,535)</b>	<b>0</b>	<b>0</b>	<b>0</b>	<b>0</b>	<b>0</b>
<b>Other Financing Sources / (Uses):</b>										
		<i>Other Financing Uses</i>								
	910	Transfers Out	0	0	(1,502)	0	0	0	0	0
<b>Net Change in Fund Balance</b>			<b>2,670</b>	<b>4,082</b>	<b>(14,037)</b>	<b>0</b>	<b>0</b>	<b>0</b>	<b>0</b>	<b>0</b>
Cash Balance at Beginning of Fiscal Year			7,285	9,955	14,037	0	0	0	0	0
Cash Balance at End of Fiscal Year			9,955	14,037	0	0	0	0	0	0
Year End Encumbrances Appropriated			4,524	13,242	0	0	0	0	0	0
<b>Unencumbered Fund Balance at End of Fiscal Year</b>			<b>\$5,431</b>	<b>\$795</b>	<b>\$0</b>	<b>\$0</b>	<b>\$0</b>	<b>\$0</b>	<b>\$0</b>	<b>\$0</b>

**STRONGSVILLE CITY SCHOOL DISTRICT**

*CUYAHOGA COUNTY, OH*

*STUDENT MANAGED ACTIVITY - DEPARTMENTAL STATEMENT OF REVENUES AND EXPENDITURES (LEVEL 4 FINANCIALS)*

*FY 2013 ACTUAL THROUGH PROJECTION TO FY 2020*

*STUDENT MANAGED ACTIVITY BUDGET CENTER: PIN'EM CLUB STRONGSVILLE HIGH SCHOOL - 9993*

Function	Object	Description	Fiscal Year 2013 Actual	Fiscal Year 2014 Actual	Fiscal Year 2015 Actual	Fiscal Year 2016 Actual	Fiscal Year 2017 Budget	Fiscal Year 2018 Projection	Fiscal Year 2019 Projection	Fiscal Year 2020 Projection
<b>Revenues:</b>										
		<b>From Local Sources:</b>								
		Extracurricular	\$0	\$0	\$0	\$0	\$0	\$0	\$0	\$0
<b>Total Revenues</b>			<b>0</b>	<b>0</b>	<b>0</b>	<b>0</b>	<b>0</b>	<b>0</b>	<b>0</b>	<b>0</b>
<i>Extracurricular Activities</i>										
		<i>Other Objects</i>								
	891	Student Activity Payments	0	0	0	0	198	0	0	0
<b>Total Expenditures</b>			<b>0</b>	<b>0</b>	<b>0</b>	<b>0</b>	<b>198</b>	<b>0</b>	<b>0</b>	<b>0</b>
<b>Net Change in Fund Balance</b>			<b>0</b>	<b>0</b>	<b>0</b>	<b>0</b>	<b>(198)</b>	<b>0</b>	<b>0</b>	<b>0</b>
Cash Balance at Beginning of Fiscal Year			198	198	198	198	198	0	0	0
Cash Balance at End of Fiscal Year			198	198	198	198	0	0	0	0
Year End Encumbrances Appropriated			0	0	0	0	0	0	0	0
<b>Unencumbered Fund Balance at End of Fiscal Year</b>			<b>\$198</b>	<b>\$198</b>	<b>\$198</b>	<b>\$198</b>	<b>\$0</b>	<b>\$0</b>	<b>\$0</b>	<b>\$0</b>

**STRONGSVILLE CITY SCHOOL DISTRICT**

*CUYAHOGA COUNTY, OH*

*STUDENT MANAGED ACTIVITY - DEPARTMENTAL STATEMENT OF REVENUES AND EXPENDITURES (LEVEL 4 FINANCIALS)*

*FY 2013 ACTUAL THROUGH PROJECTION TO FY 2020*

*STUDENT MANAGED ACTIVITY BUDGET CENTER: ICE HOCKEY SPIRIT CLUB STRONGSVILLE HIGH SCHOOL - 9994*

Function	Object	Description	Fiscal Year 2013 Actual	Fiscal Year 2014 Actual	Fiscal Year 2015 Actual	Fiscal Year 2016 Actual	Fiscal Year 2017 Budget	Fiscal Year 2018 Projection	Fiscal Year 2019 Projection	Fiscal Year 2020 Projection
<b>Revenues:</b>										
		<b>From Local Sources:</b>								
		Extracurricular	\$345	\$268	\$174	\$362	\$1,100	\$1,100	\$1,100	\$1,100
		Other Local Revenues	0	0	0	0	50	50	50	50
<b>Total Revenues</b>			<b>345</b>	<b>268</b>	<b>174</b>	<b>362</b>	<b>1,150</b>	<b>1,150</b>	<b>1,150</b>	<b>1,150</b>
<i>Extracurricular Activities</i>										
		<i>Purchase Services</i>								
	490	Other Purchased Services	0	0	0	20	250	250	250	250
		<i>Supplies and Materials</i>								
	590	Other Supplies and Materials	0	0	0	0	1,750	801	800	800
		<i>Other Objects</i>								
	891	Student Activity Payments	236	74	60	0	100	100	100	100
<b>Total Expenditures</b>			<b>236</b>	<b>74</b>	<b>60</b>	<b>20</b>	<b>2,100</b>	<b>1,151</b>	<b>1,150</b>	<b>1,150</b>
<b>Net Change in Fund Balance</b>			<b>109</b>	<b>194</b>	<b>114</b>	<b>342</b>	<b>(950)</b>	<b>(1)</b>	<b>0</b>	<b>0</b>
Cash Balance at Beginning of Fiscal Year			192	301	495	609	951	1	0	0
Cash Balance at End of Fiscal Year			301	495	609	951	1	0	0	0
Year End Encumbrances Appropriated			0	0	0	0	0	0	0	0
<b>Unencumbered Fund Balance at End of Fiscal Year</b>			<b>\$301</b>	<b>\$495</b>	<b>\$609</b>	<b>\$951</b>	<b>\$1</b>	<b>\$0</b>	<b>\$0</b>	<b>\$0</b>



## Changes in Debt:

The District has issued/refunded the following debt over the past years:

- June 29, 2005, the school district entered into a lease purchase agreement and issued certificates of participation in the amount of \$4,525,000 for the expansion and improvement of Muraski Elementary. On April 28, 2015 \$3,940,000 of the certificates of participation were refunded. Repayment for this debt are included in the permanent improvement fund.
- August 25, 2005, the school district issued \$1,675,000 various purpose bonds. These bonds were issued for the Preschool facility improvement and acquiring school buses. The portion representing the school buses was completely paid during fiscal year 2016. Repayments for this debt are included in the general fund.
- April 25, 2006, the school district issued \$895,000 H.B. 264 energy conservation bonds. These bonds were issued for energy conservation improvements. Repayments for this debt is included in the general fund.
- August 8, 2008, the school district issued \$3,645,000 H.B. 264 energy conservation bonds. These bonds were issued for energy conservation improvements. Repayments for this debt is included in the general fund.
- February 7, 2013, the school district issued \$81,000,000 school improvement bonds. These bonds were issued with the primary focus of consolidating Albion and Center Middle Schools into Strongsville Middle School, renovations of Strongsville High School, and repairs to the elementary schools across the district

# CURRENT DEBT OBLIGATION BY FUND

Fiscal Year	General Fund			Bond Retirement Fund			Permanent Improvement Fund		
	Principal	Interest	Total	Principal	Interest	Total	Principal	Interest	Total
2017	343,554	163,274	506,828	1,375,000	2,933,963	4,308,963	155,000	117,819	272,819
2018	358,164	146,828	504,992	1,425,000	2,877,962	4,302,962	155,000	115,881	270,881
2019	373,468	129,669	503,137	1,485,000	2,819,762	4,304,762	160,000	113,319	273,319
2020	389,498	111,927	501,425	1,545,000	2,766,887	4,311,887	160,000	110,319	270,319
2021	368,745	92,976	461,721	1,590,000	2,703,963	4,293,963	170,000	106,169	276,169
2022	340,897	76,161	417,058	1,670,000	2,622,463	4,292,463	170,000	101,069	271,069
2023	355,310	59,539	414,849	1,755,000	2,536,838	4,291,838	175,000	95,894	270,894
2024	375,414	42,033	417,447	1,840,000	2,456,163	4,296,163	185,000	90,494	275,494
2025	45,000	32,053	77,053	1,915,000	2,381,063	4,296,063	185,000	84,019	269,019
2026	45,000	30,118	75,118	1,990,000	2,302,963	4,292,963	195,000	76,419	271,419
2027	50,000	28,075	78,075	2,070,000	2,221,763	4,291,763	200,000	68,519	268,519
2028	50,000	25,875	75,875	2,155,000	2,137,263	4,292,263	210,000	61,106	271,106
2029	50,000	23,500	73,500	2,240,000	2,049,363	4,289,363	215,000	54,200	269,200
2030	55,000	20,875	75,875	2,330,000	1,957,963	4,287,963	225,000	46,909	271,909
2031	55,000	18,125	73,125	2,425,000	1,874,988	4,299,988	230,000	39,231	269,231
2032	60,000	15,250	75,250	2,495,000	1,788,713	4,283,713	240,000	31,150	271,150
2033	65,000	12,125	77,125	2,595,000	1,686,913	4,281,913	250,000	22,575	272,575
2034	65,000	8,875	73,875	2,700,000	1,581,013	4,281,013	255,000	13,738	268,738
2035	70,000	5,500	75,500	2,805,000	1,481,431	4,286,431	265,000	4,638	269,638
2036	70,000	1,875	71,875	2,900,000	1,388,725	4,288,725			
2037				2,990,000	1,293,013	4,283,013			
2038				3,090,000	1,190,350	4,280,350			
2039				3,195,000	1,080,363	4,275,363			
2040				3,310,000	966,525	4,276,525			
2041				3,425,000	840,100	4,265,100			
2042				3,560,000	700,400	4,260,400			
2043				3,705,000	555,100	4,260,100			
2044				3,855,000	403,900	4,258,900			
2045				4,005,000	246,700	4,251,700			
2046				4,165,000	83,300	4,248,300			

## Debt Levels vs. Legal Debt Limits

Based on the existing debt margins, the existing debt of the district will have little impact on future budgets. There are three different types of debt limits under Ohio Revised Code:

- Voted Debt Limit – may not exceed 9% of total tax assessed valuation.
- Un-voted Debt Limit – may not exceed 1/10 of 1% of total tax assessed valuation.
- Energy Conservation Debt Limit – may not exceed 9/10 of 1% of total tax assessed valuation.

The following calculations identifies the debt limit and debt margin for each type of debt:

DEBT MARGINS BY DEBT	
<b>Voted Debt Margin</b>	
Assessed Valuation (Tax Year 2014)	\$1,417,638,250
Rate	9%
<b>Total Voted Debt Limit</b>	<b>127,587,443</b>
Less: Amount of Debt Applicable	(81,834,653)
<b>Total Voted Debt Leeway within 9% debt limitation</b>	<b>\$45,752,790</b>
<b>Un-voted Debt Margin</b>	
Assessed Valuation (Tax Year 2014)	\$1,417,638,250
Rate	0.10%
<b>Total Voted Debt Limit</b>	<b>1,417,638</b>
Less: Amount of Debt Applicable	(1,015,000)
<b>Total Voted Debt Leeway within 1/10 of 1% debt limitation</b>	<b>\$402,638</b>
<b>Energy Conservation Debt Margin</b>	
Assessed Valuation (Tax Year 2014)	\$1,417,638,250
Rate	0.90%
<b>Total Voted Debt Limit</b>	<b>12,758,744</b>
Less: Amount of Debt Applicable	(2,894,653)
<b>Total Voted Debt Leeway within 9/10 of 1% debt limitation</b>	<b>\$9,864,091</b>

**Source:** Information provided from the Annual Debt Filing report for fiscal year 2015.

## **GASB 54 – Classification of Fund Balances:**

Fund balance is divided into five classifications based primarily on the extent to which the School District is bound to observe constraints imposed upon the use of the resources in the governmental funds. The classifications are as follows:

- **Nonspendable** – The nonspendable fund balance category includes amounts that cannot be spent because they are not in spendable form, or legally or contractually required to be maintained intact. The “not in spendable form” criterion includes items that are not expected to be converted to cash. It also includes the long-term amount of loans receivable, as well as property acquired for resale, unless the use of the proceeds from the collection of those receivables or from the sale of those properties is restricted, committed, or assigned.
- **Restricted** – Fund balance is reported as restricted when constraints placed on the use of resources are either externally imposed by creditors (such as through debt covenants), grantors, contributors, or laws or regulations of other governments or imposed by law through constitutional provisions.
- **Committed** – The committed fund balance classification includes amounts that can be used only for the specific purposes imposed by a formal action (resolution) of the School District Board of Education. Those committed amounts cannot be used for any other purpose unless the School District Board of Education removes or changes the specified use by taking the same type of action (resolution) it employed to previously commit those amounts. Committed fund balance also incorporates contractual obligations to the extent that existing resources in the fund have been specifically committed for use satisfying those contractual requirements.
- **Assigned** – Amounts in the assigned fund balance classification are intended to be used by the School District for the specific purpose but do not meet the criteria to be classified as restricted or committed. In governmental funds other than the general fund, assigned fund balance represents the remaining amount that is not restricted or committed. In the general fund, assigned amounts represent intended uses established by the School District Board of Education.
- **Unassigned** – Unassigned fund balance is the residual classification for the general fund and includes all spendable amounts not contained in the other classifications. In other governmental funds, the unassigned classification is used only to report a deficit balance resulting from overspending for specific purposes for which amounts had been restricted, committed, or assigned.

The School District applies restricted resources first when expenditures are incurred for purposes for which either restricted or unrestricted (committed, assigned, and unassigned) amounts are available. Similarly, within unrestricted fund balance, committed amounts are reduced first followed by assigned, and the unassigned amounts when expenditures are incurred for purposes for which amounts in any of the unrestricted fund balance classifications could be used.

# INFORMATIONAL SECTION

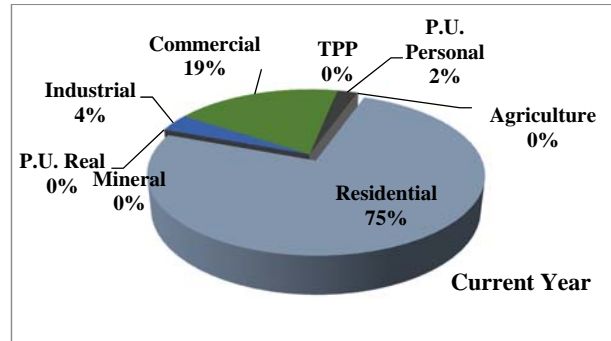
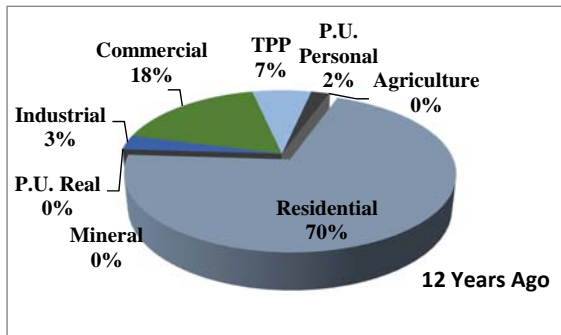


**Strongsville City School District  
Informational Section  
Fiscal Year 2016-2017 Budget Document**

---

**Tax Base:**

The School District's property tax base is broken down into three main categories, Class I Real Estate, Class II Real Estate and Tangible Personal Property.



**Classification of Property** – Per the Ohio Revised Code, property is grouped into three separate categories and assessed a tax rate based on the grouping. The Ohio Revised Code defines the following classifications:

***Class I Real Estate Property:***

***Agricultural Property*** – Land and improvements used for agricultural purposes.

***Residential Property*** – Land used and occupied by one, two, or three families.

***Class II Real Estate Property:***

***Commercial Property*** – The land and improvements to land which are owned or occupied for general commercial and income producing purposes and where production of income is a factor to be considered in arriving at true value, including, but not limited to, apartment houses, hotels, motels theaters, office buildings, warehouses, retail and wholesale stores, bank buildings, commercial garages, commercial parking lots, and shopping centers.

***Mineral Property*** – Land, and the buildings and improvements thereon, used for mining coal and other minerals as well as the production of oil and gas including the rights to mine and producing such minerals whether separated from the fee or not.

***Industrial Property*** – The land and improvements to land used for manufacturing, processing, or refining foods and materials, and warehouses used in connection therewith.

***Tangible Personal Property and Public Utility:***

***Tangible Personal Property*** – Prior to CY 2009, all machinery, inventory, furniture, fixtures and other equipment used in the course of conducting business was classified as Tangible Personal Property, included in the school district's assessed values and taxed accordingly. The tax rate for this type of property has been reduced over the years from a high of 88% in the 1960's to 23% in CY05. House Bill (H.B.) 66 dramatically changed the phase-out of inventory taxes by reducing the tangible property tax assessment rate to 18.75% in CY06, 12.50% in CY07, 6.25% in CY08 and down to zero in CY09. H.B. 66 completely phased out tangible taxes on machinery, equipment, furniture and fixtures by the same rates used for the inventory phase-out, which prior to H.B.66 were not scheduled to be reduced. The telephone tangible



**Strongsville City School District  
Informational Section  
Fiscal Year 2016-2017 Budget Document**

---

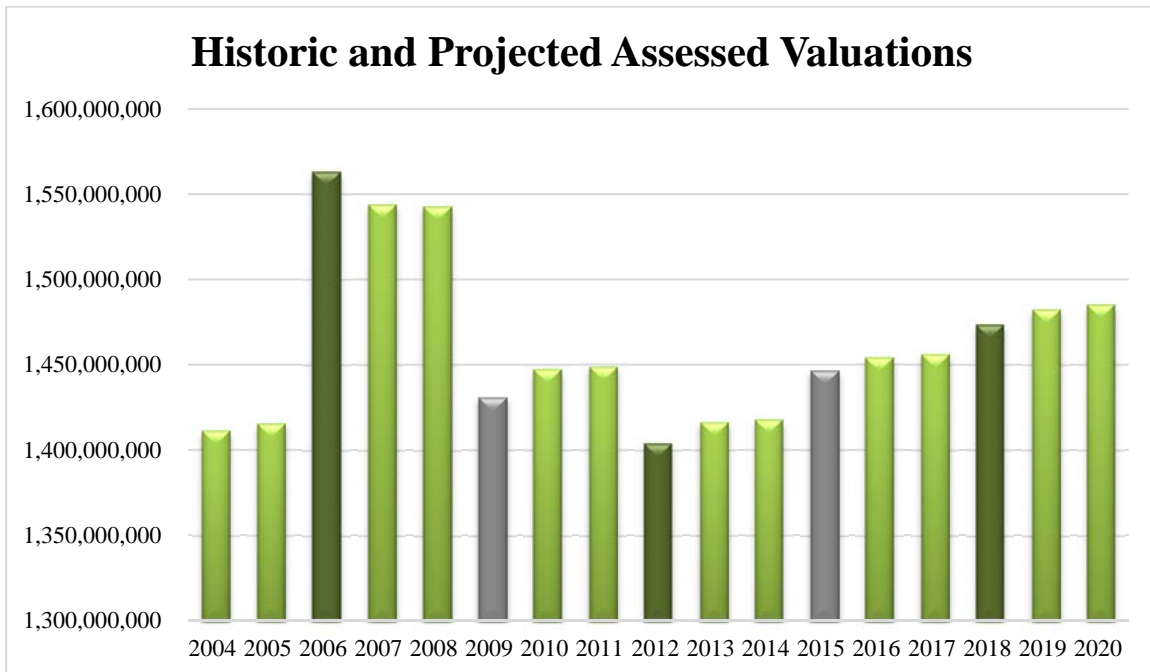
personal property tax assessment rate was reduced by 20% in CY07 and 5% each additional year until it was eliminated in CY11.

**Public Utility – Personal Property** – Public utility companies, including electric, natural gas, pipelines, water works, water transportation, heating and telegraph companies are taxed (with a few exceptions) on all tangible personal property. The percent of true value at which this type of property is taxed varies according to the type of public utility. This taxable property is called public utility-personal property. This is now the only type of personal property that remains subject to taxation.

Within the last decade, there has been a substantial change in the district's tax base. As noted above, a large portion of the tax base, tangible personal property, was eliminated and the recession of 2008 caused a reduction in residential and commercial property values. The illustrations below detail the effect of these factors have had on the district.

**Taxable Value:**

The taxable value of property is also referred to the assessed valuation of property. This value is derived by taking the 35% of the market value of the property. The market value of a piece of property is set by the County Auditor and is only adjusted every three years during the County Re-appraisal (occurs once every six years) or Triennial Update (occurs once every six years, three years after re-appraisal).



**Tax Years:** 2004-2015 Actuals; 2016-2020 Projected

**Re-appraisal years:** 2006, 2012, 2018

**Triennial update years:** 2009, 2015

**Strongsville City School District  
Informational Section  
Fiscal Year 2016-2017 Budget Document**

Historic and Projected Assessed Valuations					
Tax Year	Class I	Class II	TPP	P.U. Personal	Total
2004	994,125,640	290,015,470	97,045,599	29,974,030	1,411,160,739
2005	1,009,854,300	288,189,260	90,510,198	26,874,200	1,415,427,958
2006	1,125,620,880	337,254,110	72,609,754	27,708,960	1,563,193,704
2007	1,136,780,830	329,747,660	55,545,218	21,720,110	1,543,793,818
2008	1,146,902,770	341,013,220	31,860,172	22,907,310	1,542,683,472
2009	1,063,056,330	340,461,730	3,023,550	24,355,900	1,430,897,510
2010	1,068,454,190	352,241,800	1,541,170	25,239,950	1,447,477,110
2011	1,072,002,320	350,222,820	0	26,473,020	1,448,698,160
2012	1,036,707,190	338,772,130	0	28,735,200	1,404,214,520
2013	1,042,936,430	341,829,830	0	31,584,300	1,416,350,560
2014	1,049,626,620	334,780,730	0	33,230,900	1,417,638,250
2015	1,085,544,980	327,009,910	0	34,026,660	1,446,581,550
2016	1,092,245,039	327,337,392	0	34,537,060	1,454,119,491
2017	1,098,986,477	322,100,104	0	35,055,116	1,456,141,697
2018	1,127,735,463	310,274,557	0	35,580,943	1,473,590,963
2019	1,134,696,090	311,825,925	0	36,114,657	1,482,636,672
2020	1,141,699,706	306,885,679	0	36,656,377	1,485,241,762

**Property Tax Rates:**

With the exception of the passage of new levies, the only changes made to the tax rates annually are a result of House Bill 920, which adjusts millage rates to only generate the level of income that was established when the property tax levy was passed. As valuations continue to increase, the County Auditor's office has had to decrease the millage rate to bring in the same level of revenue as the previous year.

***Real Estate Property Homestead and Rollback Exemptions*** – The Ohio Revised Code provides for two tax relief measures known as rollback. The 10% rollback exemption grants most residential and agricultural property owners to a 10% reduction credit on their tax bill. The owner occupied rollback is an additional 2.5% rollback reduction credits on tax bills of owner-occupied properties. In 2013, the state legislature eliminated the homestead and rollback exemption for any levy passed after July 1, 2013. This legislation will not effect any existing levy the District is currently collecting on.

There is also a \$25,000 Homestead Exemption that is granted to the residential property owners that meets certain age and/or disability requirements. The State of Ohio makes a payment to the school district twice a year to reimburse school districts for the homestead and rollback credits issued to property owners during the tax year.



**Strongsville City School District**  
**Informational Section**  
**Fiscal Year 2016-2017 Budget Document**

Total Rates and Effective Tax Rates											
Tax Year	Total Millage	Total Operating	Total PI Fund	Total Class I Res. Rate	Total Class II Comm. Rate	General Fund Inside Millage Rate	Bond Rate	Total Class I Res. Operating Rate	Total Class II Comm. Operating Rate	Total Class I Res. PI Fund Rate	Total Class II Res. PI Fund Rate
2015	81.78	77.78	1.00	41.05	45.36	5.60	3.00	31.62	35.99	0.83	0.77
2014	81.78	77.78	1.00	41.92	44.06	5.60	3.00	32.47	34.73	0.85	0.73
2013	81.68	77.78	1.00	41.85	43.17	5.60	2.90	32.50	33.96	0.85	0.71
2012	81.68	77.78	1.00	41.84	43.16	5.60	2.90	32.50	33.94	0.85	0.71
2011	80.98	77.78	1.00	40.08	41.19	5.60	2.20	31.46	32.71	0.82	0.68

**H.B. 920 Limitations on Tax Collections:**

In 1976, H.B. 920 was passed into law and later became part of an amendment to Ohio Constitution. Under this law, a property tax levy's millage rate is adjusted so that taxpayers, as a whole, pay no more in taxes for a property levy as they did when it was passed into law. As property values rise, the millage rate for a tax levy is reduced to ensure the levy only collects the amount it did when it was passed by the voters. However, if property values decrease, the millage rate for a property tax levy never be increased to a rate higher than it was when it was voted into law. This is called the voted millage rate. If a property tax levy reaches the voted millage, it will permanently bring in less than the amount when it was passed into law.

Inside Millage is the only type of property tax millage that is exempt from H.B. 920. The State of Ohio's Constitution allows for all local governments within a political subdivision to be allocated 10 mills without a vote of the people. The allocation each local government receives can vary between political subdivisions and is documented in the local government's charter.

**Strongsville City School District**  
**Informational Section**  
**Fiscal Year 2016-2017 Budget Document**

**Calculation of Property Tax Rates** - In Ohio, a school district's property tax rate is computed in mills. One property mill is equal to 1/1000 of a dollar, and therefore a property owner pays \$1.00 for every \$1,000 of their property's taxable value. For levies passed prior to July, 1 2013, homeowners get a 10% credit on residential property and an additional 2.5% credit for an owner occupied home. The following calculations are examples of school district only related property taxes for an owner-occupied property with a market value of \$100,000 for tax years 2010 through 2015.

SCHOOL TAXES ON A \$100,000 OWNER/OCCUPIED HOME							
Tax Year 2011				Tax Year 2012			
General Fund	Inside Millage	5.6	\$171.50	General Fund	Inside Millage	5.6	\$171.50
General Fund	Class I Res/Ag	31.5	\$963.46	General Fund	Class I Res/Ag	32.5	\$995.01
P.I Fund	Class I Res/Ag	0.82	\$25.11	P.I Fund	Class I Res/Ag	0.85	\$26.03
Bond	Debt Issuance	2.2	\$67.38	Bond	Debt Issuance	2.9	\$88.81
Total Tax Year		40.1	\$1,227.45	Total Tax Year		41.8	\$1,281.35
Tax Year 2013				Tax Year 2014			
General Fund	Inside Millage	5.6	\$171.50	General Fund	Inside Millage	5.6	\$171.50
	Current Exp -				Current Exp -		
General Fund	Class I Res/Ag	32.5	\$995.31	General Fund	Class I Res/Ag	32.5	\$994.39
	Current Exp -				Current Exp -		
P.I Fund	Class I Res/Ag	0.85	\$26.03	P.I Fund	Class I Res/Ag	0.85	\$26.03
Bond	Debt Issuance	2.9	\$88.81	Bond	Debt Issuance	3.0	\$91.88
Total Tax Year		41.9	\$1,281.66	Total Tax Year		41.9	\$1,283.80
Tax Year 2015							
General Fund	Inside Millage	5.6	\$171.50				
	Current Exp -						
General Fund	Class I Res/Ag	31.6	\$968.36				
	Current Exp -						
P.I Fund	Class I Res/Ag	0.83	\$25.42				
Bond	Debt Issuance	3.0	\$91.88				
Total Tax Year		41.1	\$1,257.16				
Calulations takes into consideration the 12.5% homestead and rollback deduction paid by the State of Ohio.							

**Tax Collection Rates and Delinquent Tax Collections** – For Class I – Residential Property, the District has had a consistent collection rate between 97% - 98%. For Class II – Commercial and Industrial Property, the collection rate has fluctuated over the past several years ranging from the low of 89.38% to the high of 97.34%. Based on the on a five year average, a 93.88% collection rate is forecast for the current and projected years.

The actual collection rate for both of these classes of property will not only affect the current year tax revenues, but it will also affect the future year's revenues when the delinquent taxes are collected. The

**Strongsville City School District**  
**Informational Section**  
**Fiscal Year 2016-2017 Budget Document**

District tracks this information on an annual basis and uses it as a factor when making future year tax projections. Listed in the tables below are the historic and projected collection rates and delinquency collections for the District.

<b>GENERAL FUND DELINQUENT TAX COLLECTIONS</b>						
<b>Collection Year</b>	<b>2012 Actual</b>	<b>2013 Actual</b>	<b>2014 Actual</b>	<b>2015 Actual</b>	<b>2016 Actual</b>	<b>2017 Projected</b>
1st Half Delinquency Collections	\$1,067,941	\$1,498,860	\$1,328,402	\$894,638	\$757,599	\$700,000
2nd Half Delinquency Collections	\$446,261	\$172,211	\$151,819	\$98,147	\$156,759	\$100,000

<b>GENERAL FUND COLLECTION RATES</b>						
<b>Collection Year</b>	<b>2012 Actual</b>	<b>2013 Actual</b>	<b>2014 Actual</b>	<b>2015 Actual</b>	<b>2016 Actual</b>	<b>2017 Projected</b>
Class I Current Collection Rate	97.30%	98.30%	97.70%	98.20%	98.19%	98.00%
Class II Current Collection Rate	94.60%	93.00%	95.10%	89.38%	97.34%	93.88%
Combined Current Collection Rate	96.53%	96.75%	96.92%	95.67%	97.95%	96.84%
Combined Gross Collection Rate	96.93%	97.26%	97.97%	95.62%	99.14%	96.53%

The collection rates in the table above have been adjusted to take into consideration the refund of taxes to property tax owners due to reductions in values granted by the County Board of Revisions or the State Board of Tax Appeals. When refunds are issued to property tax owners, the refund is adjusted against the current tax collections. As a result, without this adjustment the current collection rate could be understood.

<b>CLASS I &amp; CLASS II REAL ESTATE BILLED AND COLLECTIONS</b>							
<b>Collection Year</b>	<b>Current Amount Billed</b>	<b>Current Amount Collected</b>	<b>Current Collection Rate</b>	<b>Prior Year Delinquencies Collected</b>	<b>Refunds and Other Adjustments</b>	<b>Total Collected</b>	<b>Gross Collection Rate</b>
2017	\$48,214,422	\$46,689,154	96.84%	\$800,000	(\$946,627)	\$46,542,527	96.53%
2016	\$47,988,566	\$47,005,388	97.95%	\$914,358	(\$345,779)	\$47,573,967	99.14%
2015	\$47,429,200	\$45,376,077	95.67%	\$992,785	(\$1,016,142)	\$45,352,720	95.62%
2014	\$47,373,876	\$45,915,631	96.92%	\$1,480,221	(\$985,535)	\$46,410,317	97.97%
2013	\$46,901,628	\$45,378,782	96.75%	\$1,671,071	(\$1,431,799)	\$45,618,054	97.26%
2012	\$47,196,473	\$45,556,749	96.53%	\$1,514,202	(\$1,324,606)	\$45,746,345	96.93%

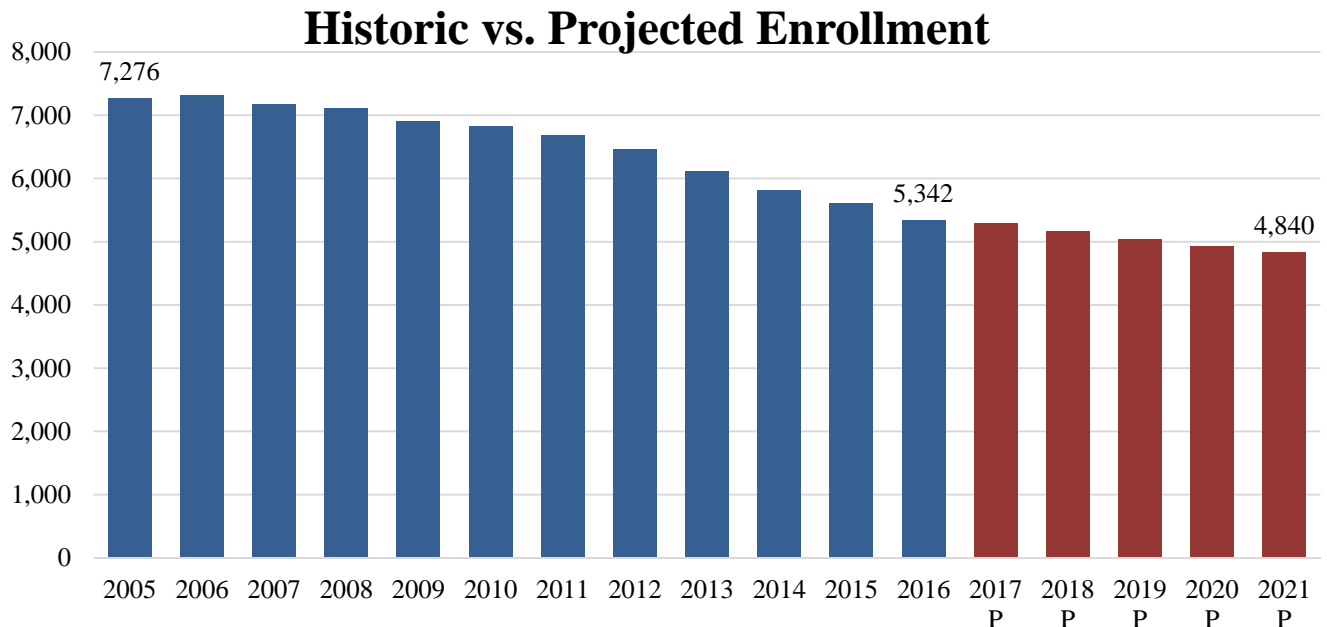
**Strongsville City School District  
Informational Section  
Fiscal Year 2016-2017 Budget Document**

---

**Student Enrollment Trends:**

The School District projects future student enrollment by studying several factors:

- 2010 census data for children residing within the boundaries of the School District
- Live birth data
- Historic enrollment to census ratio
- Student retention rates as they move grade level to grade level
- Incoming kindergarten class size



Since 2005 the School District has experienced a decline student enrollment which is mainly attributable to a decline of student aged children residing within City of Strongsville. In order to remain efficient and financially prudent, the School District has made the following decisions:

- FY 2010 - Closed Allen Elementary.
- FY 2015 - Closed Zellers Elementary
- FY 2016 – Closed Drake Elementary, Albion Middle School, and Center Middle School.
- FY 2017 – Opened Strongsville Middle School (grades 6-8), moved grade 6 from the elementary schools into Strongsville Middle School.

**Future Years** – The most recent census data shows that the number of children living within the City of Strongsville has declined by 9.98% between the 2000 and 2010 census data. Between 2005 and 2016, the School District’s enrollment has seen a decline of 26.5%. As indicated on the graphs below, the decline has begun to subdue and based on projections, there is growth within each of the projected kindergarten classes.

**Strongsville City School District**  
**Informational Section**  
**Fiscal Year 2016-2017 Budget Document**

**CHILDREN LIVING WITHIN THE BOUNDARIES OF THE STRONGSVILLE CITY SCHOOL DISTRICT CENSUS DATA**

	2000	2010	% Change
Age < 1	493	373	-24.34%
Age 1	508	402	-20.87%
Age 2	552	417	-24.46%
Age 3	609	472	-22.50%
Age 4	584	438	-25.00%
Age 5	637	526	-17.43%
Age 6	688	543	-21.08%
Age 7	677	565	-16.54%
Age 8	673	569	-15.45%
Age 9	724	589	-18.65%
Age 10	702	628	-10.54%
Age 11	709	602	-15.09%
Age 12	693	679	-2.02%
Age 13	708	688	-2.82%
Age 14	670	684	2.09%
Age 15	653	747	14.40%
Age 16	616	761	23.54%
Age 17	680	738	8.53%
Total	11,576	10,421	-9.98%

There is no census data available for children entering kindergarten after 2016. The District has used lived birth data to calculate incoming kindergarten class levels between

KINDERGARTEN ENROLLMENT FORECASTING				
Year of Birth	Number of Births	Entering Kindergarten Fall of FY:	Kindergarten Enrollment	Difference
2009	386	2015	271	-115
2010	371	2016	285	-86
2011	357	2017	297	-60
2012	379	2018	315	-64
2013	384	2019	319	-65
2014	372	2020	310	-62
2015	385	2021	320	-65

**Strongsville City School District**  
**Informational Section**  
**Fiscal Year 2016-2017 Budget Document**

CENSUS TO ENROLLMENT RATIO					
Grade	2012	2013	2014	2015	2016
K	72.8%	54.9%	65.7%	67.4%	76.4%
1	72.1%	83.3%	66.5%	78.7%	78.4%
2	85.8%	72.6%	81.3%	66.1%	79.9%
3	70.3%	86.6%	70.9%	81.1%	66.9%
4	80.5%	71.2%	84.2%	73.0%	82.4%
5	79.1%	80.1%	73.3%	85.3%	71.5%
6	81.1%	80.3%	78.2%	73.3%	86.2%
7	88.4%	80.9%	79.5%	78.7%	74.5%
8	75.4%	87.9%	80.9%	79.6%	78.4%
9	89.1%	77.8%	87.2%	84.9%	83.5%
10	88.0%	86.6%	74.5%	86.4%	83.1%
11	76.4%	84.9%	84.3%	77.2%	84.7%
12	83.3%	75.2%	86.3%	85.1%	73.2%

STUDENT ENROLLMENT TRENDS BY FISCAL YEAR																	
GRADE	ACTUAL												PROJECTED				
	2005	2006	2007	2008	2009	2010	2011	2012	2013	2014	2015	2016	2017	2018	2019	2020	2021
K	445	434	393	408	325	381	300	319	259	274	271	285	297	315	319	310	320
1	485	520	508	459	468	403	462	379	365	314	328	315	335	354	375	380	369
2	519	493	501	484	445	460	397	466	382	356	312	333	318	333	352	373	378
3	505	519	485	510	490	458	453	397	470	373	355	316	346	317	331	350	371
4	536	519	521	494	507	488	467	458	402	457	384	361	335	348	319	333	352
5	565	538	515	535	494	505	503	466	456	414	463	376	377	337	351	321	335
6	573	577	553	524	546	505	518	509	473	445	414	468	398	375	336	349	320
7	579	604	594	579	555	580	525	532	508	468	448	421	492	400	377	337	351
8	596	567	626	598	580	557	589	512	529	508	469	446	427	492	400	377	337
9	647	668	618	672	649	621	608	613	528	525	533	492	472	440	507	412	388
10	611	643	642	602	632	641	603	602	596	506	520	522	491	461	429	495	402
11	621	598	630	611	595	628	629	571	581	580	524	510	503	489	460	428	493
12	594	632	582	642	616	597	622	634	562	590	585	497	502	498	485	456	424
<b>TOTAL</b>	<b>7,276</b>	<b>7,312</b>	<b>7,168</b>	<b>7,118</b>	<b>6,902</b>	<b>6,824</b>	<b>6,676</b>	<b>6,458</b>	<b>6,111</b>	<b>5,810</b>	<b>5,606</b>	<b>5,342</b>	<b>5,293</b>	<b>5,159</b>	<b>5,041</b>	<b>4,921</b>	<b>4,840</b>
<b>Average Change</b>	<b>0.5%</b>	<b>-2.0%</b>	<b>-0.7%</b>	<b>-3.0%</b>	<b>-1.1%</b>	<b>-2.2%</b>	<b>-3.3%</b>	<b>-5.4%</b>	<b>-4.9%</b>	<b>-3.5%</b>	<b>-4.7%</b>	<b>-0.9%</b>	<b>-2.5%</b>	<b>-2.3%</b>	<b>-2.4%</b>	<b>-1.6%</b>	

**Strongsville City School District  
Informational Section  
Fiscal Year 2016-2017 Budget Document**

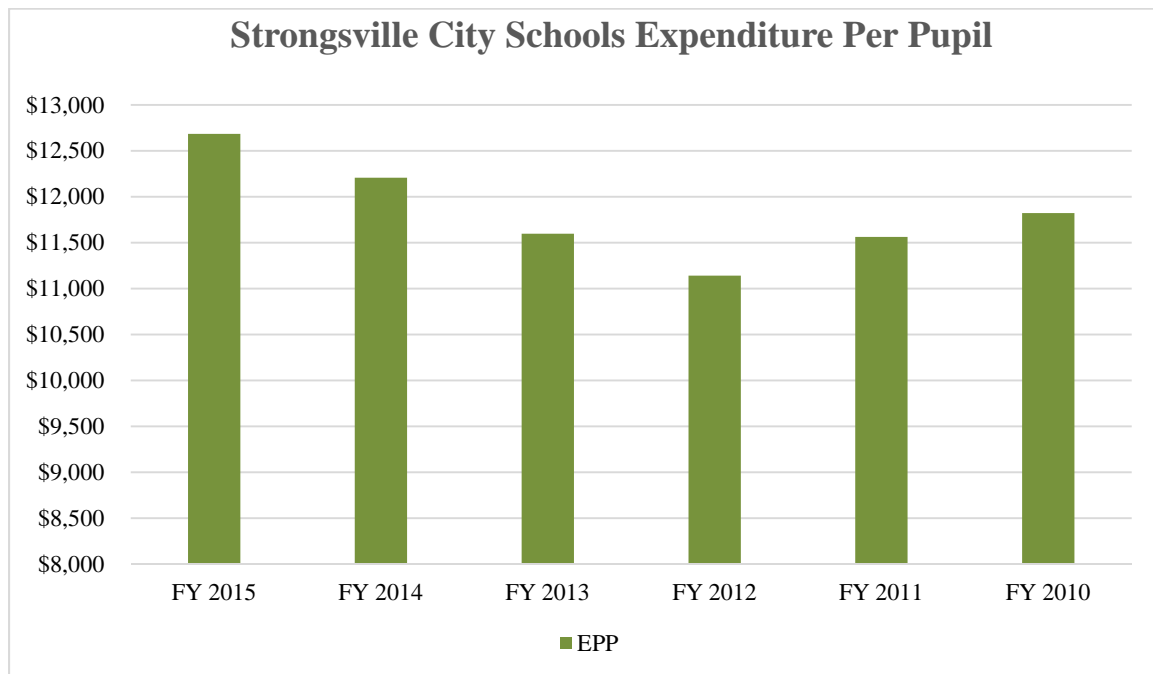
---

**School District Expenditure Per Pupil:**

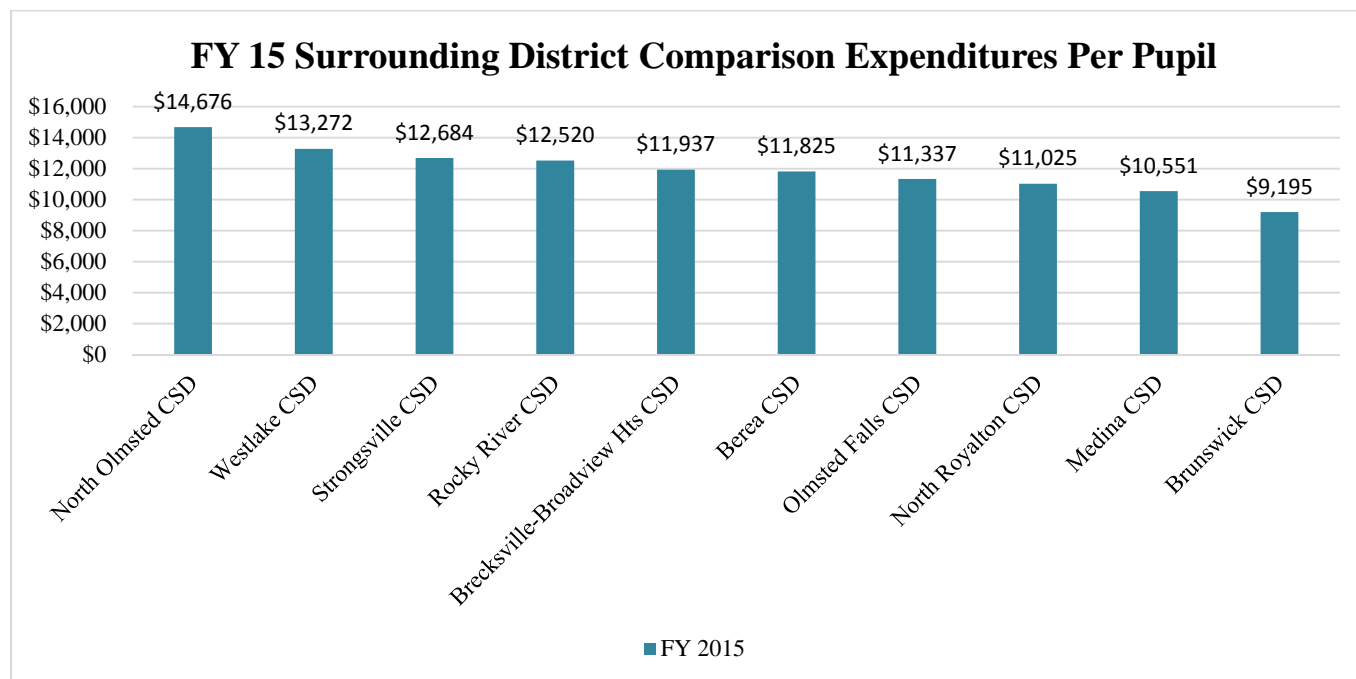
The School District expenditures per pupil are published annually by the Ohio Department of Education (O.D.E) in two calculations:

1. **Expenditure Per Pupil (EPP)** – is calculated by dividing the total expenditures by Average Daily Membership (ADM), where each student counts the same.
2. **Expenditures Per Equivalent Pupil (EPEP)** – is calculated by dividing expenditures by a weighted ADM, where harder-to-serve students can be given a higher mathematical weight, such as, students who are in special education, are economically disadvantaged, or English language learners. This calculation is used for the rankings included on the state report cards.

As of the date of this publication, the O.D.E has not released the FY 16 EPP or EPEP data, the FY 15 data is the latest information available. Below are a series of charts that illustrate the School Districts historic expenditure per pupil amounts and comparisons to the surrounding and similar districts.



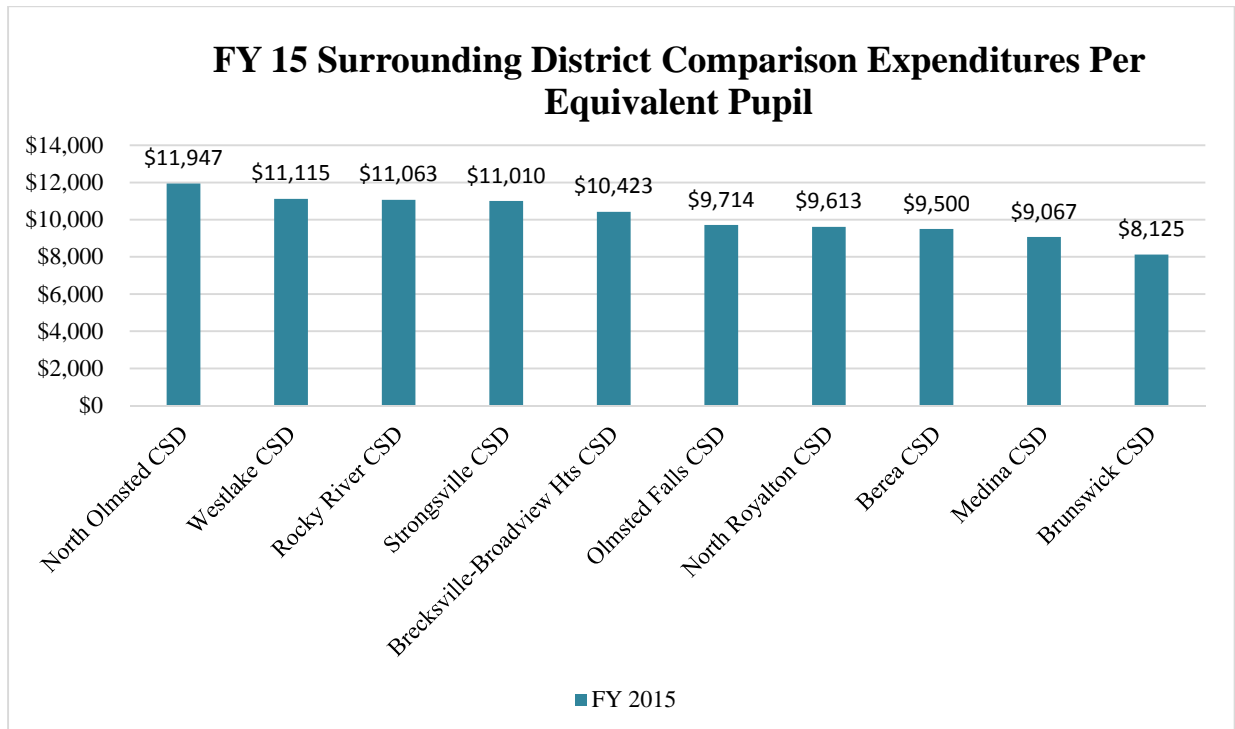
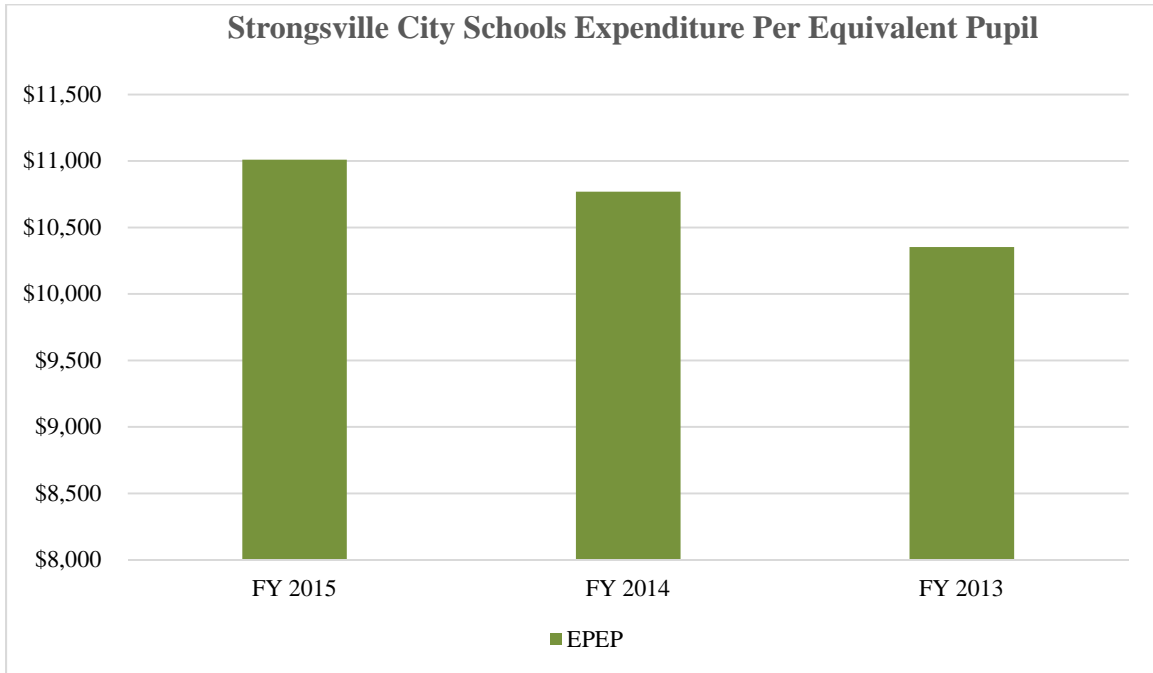
**Strongsville City School District  
Informational Section  
Fiscal Year 2016-2017 Budget Document**



SURROUNDING DISTRICT'S HISTORIC EXPENDITURE PER PUPIL COMPARISON						
School District	FY 2015	FY 2014	FY 2013	FY 2012	FY 2011	FY 2010
North Olmsted CSD	\$14,676	\$14,519	\$13,483	\$13,697	\$13,016	\$12,662
Westlake CSD	\$13,272	\$14,041	\$13,267	\$13,293	\$13,248	\$12,880
Strongsville CSD	\$12,684	\$12,208	\$11,597	\$11,141	\$11,563	\$11,823
Rocky River CSD	\$12,520	\$13,370	\$13,413	\$12,754	\$12,951	\$12,649
Brecksville-Broadview Heights CSD	\$11,937	\$12,460	\$11,664	\$11,636	\$11,664	\$11,871
Berea CSD	\$11,825	\$12,551	\$12,956	\$12,056	\$12,786	\$12,029
Olmsted Falls CSD	\$11,337	\$10,966	\$10,420	\$9,733	\$10,102	\$9,649
North Royalton CSD	\$11,025	\$10,785	\$10,608	\$10,539	\$10,606	\$10,679
Medina CSD	\$10,551	\$10,489	\$9,625	\$9,707	\$9,868	\$10,856
Brunswick CSD	\$9,195	\$9,846	\$9,159	\$9,517	\$9,660	\$9,095



**Strongsville City School District  
Informational Section  
Fiscal Year 2016-2017 Budget Document**

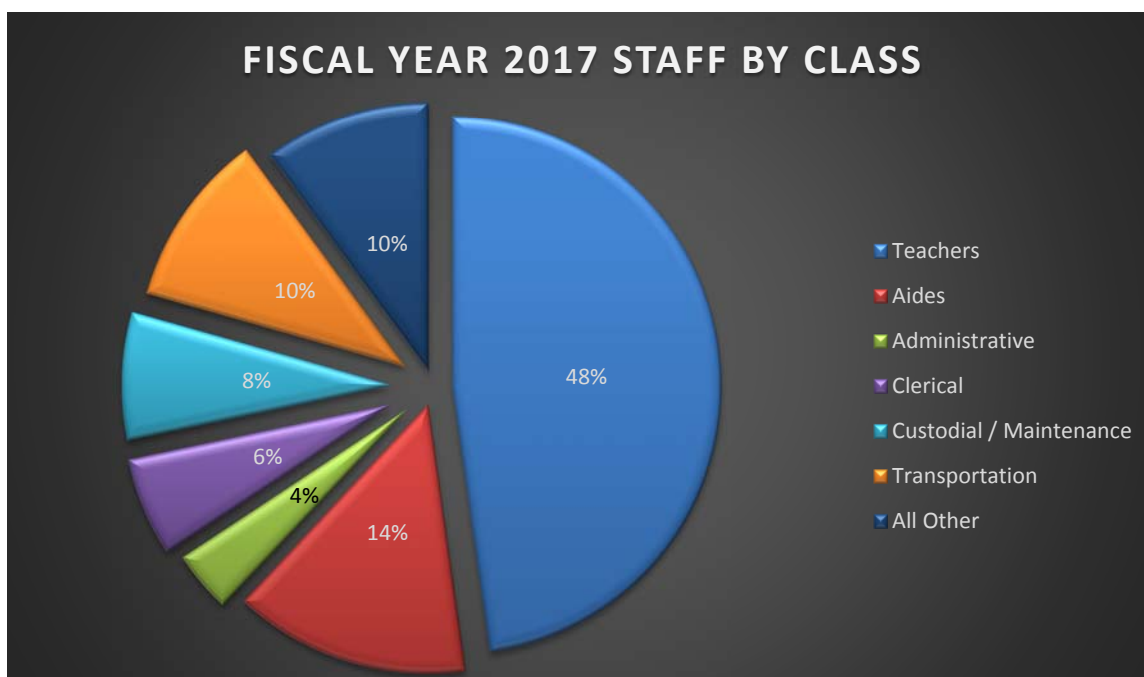


**Strongsville City School District  
Informational Section  
Fiscal Year 2016-2017 Budget Document**

SURROUNDING DISTRICT'S HISTORIC EXPENDITURE PER EQUIVALENT PUPIL COMPARISON			
School District	FY 2015	FY 2014	FY 2013
North Olmsted CSD	\$11,947	\$12,150	\$11,196
Westlake CSD	\$11,115	\$11,854	\$11,150
<b>Strongsville CSD</b>	<b>\$11,010</b>	<b>\$10,769</b>	<b>\$10,353</b>
Rocky River CSD	\$11,063	\$11,889	\$11,987
Brecksville-Broadview Heights CSD	\$10,423	\$11,084	\$10,334
Berea CSD	\$9,500	\$10,435	\$10,827
Olmsted Falls CSD	\$9,714	\$9,525	\$9,125
North Royalton CSD	\$9,613	\$9,623	\$9,445
Medina CSD	\$9,067	\$9,195	\$8,422
Brunswick CSD	\$10,423	\$11,084	\$10,334

**Personnel Trends:**

The staffing information contained in this section includes FTE (full time equivalent) data for all positions by location that are budgeted for each school year.



Due to the decline of enrollment and building consolidation and closures the School District has been able to reduce the over number of positions in the District over the past several years. Since 2009, the School District has 212 less positions compared to fiscal year 2017, which is a 23% decline that is keeping pace with the School District's declining enrollment. During fiscal year 2016, the School District reduced 24 positions with the closure of Zellers Elementary and 26 positions in fiscal year 2017 with the closure of Drake Elementary and the consolidation of Albion and Center Middle Schools. If enrollment decline continues, the School District projects to reduce 5 positions in fiscal year 2018 and 9 positions in 2019.

STRONGSVILLE CITY SCHOOLS STAFFING LEVELS BY LOCATION						
LOCATION & POSTION	ACTUAL - Budgeted Positions			PROJECTED		
	FY 2015	FY 2016	FY 2017	FY 2018	FY 2019	FY 2020
<b><i>Warehouse</i></b>						
Truck Driver	1.00	1.00	1.00	1.00	1.00	1.00
Office Specialist	1.00	1.00	1.00	1.00	1.00	1.00
<b><i>Superintendent Office</i></b>						
Superintendent	1.00	1.00	1.00	1.00	1.00	1.00
Executive Secretary	1.00	1.00	1.00	1.00	1.00	1.00
Office Specialist	1.00	0.40	0.00	0.00	0.00	0.00
<b><i>Curriculum &amp; Instruction</i></b>						
Director of Curriculum	1.00	1.00	1.00	1.00	1.00	1.00
Executive Secretary	1.00	1.00	1.00	1.00	1.00	1.00
Office Secretary	1.00	1.00	1.00	1.00	1.00	1.00
<b><i>Technology</i></b>						
Director of Instructional Technology	0.00	0.00	1.00	1.00	1.00	1.00
Supervisor of Instructional Technology	1.00	1.00	0.00	0.00	0.00	0.00
Supervisor of AV & Communications	1.00	1.00	1.00	1.00	1.00	1.00
Network Manager	1.00	1.00	1.00	1.00	1.00	1.00
Coordinator of Technology and Data	1.00	1.00	1.00	1.00	1.00	1.00
Clerk II	1.00	1.00	1.00	1.00	1.00	1.00
Tech Assistant Sr.	1.00	1.00	1.00	1.00	1.00	1.00
Tech Assistant	3.00	3.00	3.00	3.00	3.00	3.00
Tech AV Communication Technician	2.00	2.00	2.00	2.00	2.00	2.00
<b><i>Communications</i></b>						
Communications Coordinator	0.00	0.00	1.00	1.00	1.00	1.00
<b><i>Strongsville Early Learning Preschool</i></b>						
Principal	0.00	0.50	1.00	1.00	1.00	1.00
Teacher - Intervention Specialist	5.00	5.00	5.00	5.00	5.00	5.00
Teacher - Intinerant	0.50	0.50	0.50	0.50	0.50	0.50
Aide/Attendeant (Special Ed)	8.00	8.00	8.00	8.00	8.00	8.00
Office Secretary	1.00	1.00	1.00	1.00	1.00	1.00
<b><i>Pupil Services</i></b>						
Director of Pupil Services	1.00	0.50	0.00	0.00	0.00	0.00
Executive Secretary	1.00	0.00	0.00	0.00	0.00	0.00
Office Data Input Specialist	2.00	2.00	2.00	2.00	2.00	2.00
<b><i>Nurses</i></b>						
District Nurse	1.00	1.00	1.00	1.00	1.00	1.00
Office Data Input Specialist	1.00	1.00	1.00	1.00	1.00	1.00
<b><i>Psychologist / Speech Therapists</i></b>						
Psychologists	6.64	6.64	6.64	6.64	6.64	6.64
Speech & Language Pathologist	8.00	8.00	8.00	8.00	8.00	8.00
<b><i>Special Education</i></b>						
Director of Special Education	0.00	1.00	1.00	1.00	1.00	1.00
Executive Secretary	0.00	1.00	1.00	1.00	1.00	1.00
						(continued)

STRONGSVILLE CITY SCHOOLS STAFFING LEVELS BY LOCATION						
LOCATION & POSTION	ACTUAL - Budgeted Positions			PROJECTED		
	FY 2015	FY 2016	FY 2017	FY 2018	FY 2019	FY 2020
<b>Transportation Department</b>						
Supervisor of Transportation	1.00	1.00	1.00	1.00	1.00	1.00
Administration Assistant	1.00	1.00	1.00	1.00	1.00	1.00
Office Data Input Specialist	1.00	1.00	1.00	1.00	1.00	1.00
Office Secretary	1.00	1.00	1.00	1.00	1.00	1.00
Bus Aides	5.50	5.50	5.50	5.50	5.50	5.50
Bus Drivers	62.50	60.50	60.50	60.50	60.50	60.50
Bus Head Mechanic	1.00	1.00	1.00	1.00	1.00	1.00
Bus Mechanic	4.00	4.00	4.00	4.00	4.00	4.00
<b>Human Resources</b>						
Assistant Superintendent	1.00	1.00	1.00	1.00	1.00	1.00
Executive Secretary	1.00	1.00	1.00	1.00	1.00	1.00
Human Resources Specialist	1.00	1.00	1.00	1.00	1.00	1.00
Office Data Input Specialist	1.00	1.00	1.00	1.00	1.00	1.00
<b>Publications</b>						
Clerk II	2.00	2.00	1.00	1.00	1.00	1.00
<b>Business Services</b>						
Business Manager	1.00	1.00	1.00	1.00	1.00	1.00
Executive Secretary	1.00	1.00	1.00	1.00	1.00	1.00
<b>Treasurers Office</b>						
Treasurer	1.00	1.00	1.00	1.00	1.00	1.00
Assistant Treasurer	1.00	1.00	1.00	1.00	1.00	1.00
Executive Secretary	1.00	1.00	1.00	1.00	1.00	1.00
Office Data Input Specialist	3.00	3.00	3.00	3.00	3.00	3.00
Payroll and Benefits Coordinator	1.00	1.00	1.00	1.00	1.00	1.00
<b>Athletics</b>						
Athletic Director	1.00	1.00	1.00	1.00	1.00	1.00
Office Secretary	1.00	1.00	1.00	1.00	1.00	1.00
<b>Chapman Elementary</b>						
Principal	1.00	1.00	1.00	1.00	1.00	1.00
Guidance Counselor	1.00	1.00	1.00	1.00	1.00	1.00
Teacher - Gifted Education	0.00	1.00	1.00	1.00	1.00	1.00
Teacher - Intervention Specialist	5.00	5.00	5.00	5.00	5.00	5.00
Teacher - Media Specialist	0.14	0.17	0.20	0.20	0.20	0.20
Teacher - Regular Education	19.00	19.00	16.50	16.50	16.50	16.50
Aide Educational	2.00	3.00	2.00	2.00	2.00	2.00
Aide Monitor	3.00	3.00	3.00	3.00	3.00	3.00
Aide/Attendant (Special Ed)	6.00	5.00	5.00	5.00	5.00	5.00
Media Assistant Elementary	1.00	1.00	1.00	1.00	1.00	1.00
Office Secretary	1.00	1.00	1.00	1.00	1.00	1.00
						(continued)

STRONGSVILLE CITY SCHOOLS STAFFING LEVELS BY LOCATION						
LOCATION & POSTION	ACTUAL - Budgeted Positions			PROJECTED		
	FY 2015	FY 2016	FY 2017	FY 2018	FY 2019	FY 2020
<b>Drake Elementary</b>						
Principal	1.00	0.50	0.00	0.00	0.00	0.00
Assistant Principal	0.00	0.50	0.00	0.00	0.00	0.00
Guidance Counselor	1.00	1.00	0.00	0.00	0.00	0.00
Teacher - Gifted Education	4.00	4.00	0.00	0.00	0.00	0.00
Teacher - Intervention Specialist	2.00	2.00	0.00	0.00	0.00	0.00
Teacher - Media Specialist	0.14	0.17	0.00	0.00	0.00	0.00
Teacher - Regular Education	18.00	18.00	0.00	0.00	(4.00)	(4.00)
Aide Educational	2.00	2.00	0.00	0.00	0.00	0.00
Aide Monitor	3.00	3.00	0.00	0.00	0.00	0.00
Aide/Attendant (Special Ed)	1.00	1.00	0.00	0.00	0.00	0.00
Media Assistant Elementary	1.00	1.00	0.00	0.00	0.00	0.00
Office Secretary	1.00	1.00	0.00	0.00	0.00	0.00
<b>Kinsner Elementary</b>						
Principal	1.00	1.00	1.00	1.00	1.00	1.00
Guidance Counselor	0.00	0.00	0.00	0.00	0.00	0.00
Teacher - Gifted Education	0.00	0.00	1.00	1.00	1.00	1.00
Teacher - Intervention Specialist	2.00	3.00	2.00	2.00	2.00	2.00
Teacher - Media Specialist	0.16	0.15	0.20	0.20	0.20	0.20
Teacher - Regular Education	21.00	25.00	22.50	22.50	22.50	22.50
Aide Educational	2.00	2.00	2.00	2.00	2.00	2.00
Aide Monitor	4.00	5.00	5.00	5.00	5.00	5.00
Aide/Attendant (Special Ed)	2.00	3.00	2.00	2.00	2.00	2.00
Media Assistant Elementary	1.00	1.00	1.00	1.00	1.00	1.00
Office Secretary	1.00	1.00	1.00	1.00	1.00	1.00
<b>Muraski Elementary</b>						
Principal	1.00	1.00	1.00	1.00	1.00	1.00
Guidance Counselor	0.00	1.00	1.00	1.00	1.00	1.00
Teacher - Gifted Education	0.00	0.00	0.00	0.00	0.00	0.00
Teacher - Intervention Specialist	2.00	3.00	2.00	2.00	2.00	2.00
Teacher - Media Specialist	0.14	0.17	0.20	0.20	0.20	0.20
Teacher - Regular Education	19.50	24.00	20.00	20.00	20.00	20.00
Aide Educational	3.00	2.00	2.00	2.00	2.00	2.00
Aide Monitor	3.00	4.00	4.00	4.00	4.00	4.00
Aide/Attendant (Special Ed)	2.00	2.00	2.00	2.00	2.00	2.00
Media Assistant Elementary	1.00	1.00	1.00	1.00	1.00	1.00
Office Secretary	1.00	1.00	1.00	1.00	1.00	1.00
<b>Surrarer Elementary</b>						
Principal	1.00	1.00	1.00	1.00	1.00	1.00
Guidance Counselor	0.00	0.00	0.00	0.00	0.00	0.00
Teacher - Gifted Education	0.00	0.00	1.00	1.00	1.00	1.00
Teacher - Intervention Specialist	4.00	4.00	4.00	4.00	4.00	4.00
Teacher - Media Specialist	0.14	0.17	0.20	0.20	0.20	0.20
Teacher - Regular Education	17.50	16.00	16.00	16.00	16.00	16.00
Aide Educational	2.00	2.00	2.00	2.00	2.00	2.00
Aide Monitor	3.00	3.00	3.00	3.00	3.00	3.00
Aide/Attendant (Special Ed)	6.00	6.00	5.00	5.00	5.00	5.00
Media Assistant Elementary	1.00	1.00	1.00	1.00	1.00	1.00
Office Secretary	1.00	1.00	1.00	1.00	1.00	1.00
						(continued)

STRONGSVILLE CITY SCHOOLS STAFFING LEVELS BY LOCATION						
LOCATION & POSTION	ACTUAL - Budgeted Positions			PROJECTED		
	FY 2015	FY 2016	FY 2017	FY 2018	FY 2019	FY 2020
<b>Whitney Elementary</b>						
Principal	1.00	0.50	1.00	1.00	1.00	1.00
Assistant Principal	0.00	0.50	0.00	0.00	0.00	0.00
Guidance Counselor	0.00	0.00	1.00	1.00	1.00	1.00
Teacher - Gifted Education	0.00	0.00	1.00	1.00	1.00	1.00
Teacher - Intervention Specialist	2.00	2.00	2.00	2.00	2.00	2.00
Teacher - Media Specialist	0.14	0.17	0.20	0.20	0.20	0.20
Teacher - Regular Education	16.00	16.00	20.00	20.00	20.00	20.00
Aide Educational	2.00	2.00	2.00	2.00	2.00	2.00
Aide Monitor	3.00	3.00	4.00	4.00	4.00	4.00
Aide/Attendant (Special Ed)	2.00	1.00	2.00	2.00	2.00	2.00
Media Assistant Elementary	1.00	1.00	1.00	1.00	1.00	1.00
Office Secretary	1.00	1.00	1.00	1.00	1.00	1.00
<b>Zellers Elementary</b>						
Principal	1.00	0.00	0.00	0.00	0.00	0.00
Guidance Counselor	1.00	0.00	0.00	0.00	0.00	0.00
Teacher - Gifted Education	0.00	0.00	0.00	0.00	0.00	0.00
Teacher - Intervention Specialist	2.00	0.00	0.00	0.00	0.00	0.00
Teacher - Media Specialist	0.14	0.00	0.00	0.00	0.00	0.00
Teacher - Regular Education	16.00	0.00	0.00	0.00	0.00	0.00
Aide Educational	1.00	0.00	0.00	0.00	0.00	0.00
Aide Monitor	3.00	0.00	0.00	0.00	0.00	0.00
Aide/Attendant (Special Ed)	2.00	0.00	0.00	0.00	0.00	0.00
Media Assistant Elementary	1.00	0.00	0.00	0.00	0.00	0.00
Office Secretary	1.00	0.00	0.00	0.00	0.00	0.00
<b>Albion Middle School</b>						
Principal	1.00	1.00	0.00	0.00	0.00	0.00
Assistant Principal	1.00	1.00	0.00	0.00	0.00	0.00
Guidance Counselor	2.00	1.00	0.00	0.00	0.00	0.00
Teacher - Gifted Education	0.00	0.00	0.00	0.00	0.00	0.00
Teacher - Intervention Specialist	5.00	5.00	0.00	0.00	0.00	0.00
Teacher - Media Specialist	0.50	0.50	0.00	0.00	0.00	0.00
Teacher - Regular Education	28.70	28.70	0.00	0.00	0.00	0.00
Aide Educational	0.00	0.00	0.00	0.00	0.00	0.00
Aide Monitor	7.00	7.00	0.00	0.00	0.00	0.00
Aide/Attendant (Special Ed)	6.00	5.00	0.00	0.00	0.00	0.00
Media Assistant Elementary	1.00	1.00	0.00	0.00	0.00	0.00
Office Secretary	2.00	2.00	0.00	0.00	0.00	0.00
<b>Center Middle School</b>						
Principal	1.00	1.00	0.00	0.00	0.00	0.00
Assistant Principal	1.00	1.00	0.00	0.00	0.00	0.00
Guidance Counselor	2.00	2.00	0.00	0.00	0.00	0.00
Teacher - Gifted Education	0.00	0.00	0.00	0.00	0.00	0.00
Teacher - Intervention Specialist	5.00	4.00	0.00	0.00	0.00	0.00
Teacher - Media Specialist	0.50	0.50	0.00	0.00	0.00	0.00
Teacher - Regular Education	29.70	30.10	0.00	0.00	0.00	0.00
Aide Educational	0.00	0.00	0.00	0.00	0.00	0.00
Aide Monitor	5.00	5.00	0.00	0.00	0.00	0.00
Aide/Attendant (Special Ed)	2.00	3.00	0.00	0.00	0.00	0.00
Media Assistant Elementary	1.00	1.00	0.00	0.00	0.00	0.00
Office Secretary	2.00	2.00	0.00	0.00	0.00	0.00
						(continued)

STRONGSVILLE CITY SCHOOLS STAFFING LEVELS BY LOCATION							
		ACTUAL - Budgeted Positions			PROJECTED		
LOCATION & POSTION		FY 2015	FY 2016	FY 2017	FY 2018	FY 2019	FY 2020
<b>Strongsville Middle School</b>							
	Principal	0.00	0.00	1.00	1.00	1.00	1.00
	Assistant Principal	0.00	0.00	2.00	2.00	2.00	2.00
	Guidance Counselor	0.00	0.00	3.00	3.00	3.00	3.00
	Teacher - Gifted Education	0.00	0.00	0.00	0.00	0.00	0.00
	Teacher - Intervention Specialist	0.00	0.00	12.00	12.00	12.00	12.00
	Teacher - Media Specialist	0.00	0.00	1.00	1.00	1.00	1.00
	Teacher - Regular Education	0.00	0.00	79.20	74.20	74.20	74.20
	Aide Educational	0.00	0.00	0.00	0.00	0.00	0.00
	Aide Monitor	0.00	0.00	7.00	7.00	7.00	7.00
	Aide/Attendeant (Special Ed)	0.00	0.00	9.00	9.00	9.00	9.00
	Media Assistant Elementary	0.00	0.00	2.00	2.00	2.00	2.00
	Office Secretary	0.00	0.00	3.00	3.00	3.00	3.00
<b>Strongsville High School</b>							
	Principal	1.00	1.00	1.00	1.00	1.00	1.00
	Assistant Principal	4.00	4.00	4.00	4.00	4.00	4.00
	Guidance Counselor	6.00	6.00	6.00	6.00	6.00	6.00
	Teacher - Gifted Education	0.00	0.00	0.00	0.00	0.00	0.00
	Teacher - Intervention Specialist	16.00	17.00	19.00	19.00	19.00	19.00
	Teacher - Media Specialist	1.00	1.00	1.00	1.00	1.00	1.00
	Teacher - Regular Education	90.60	89.60	87.60	87.60	82.60	82.60
	Aide Educational	0.00	0.00	0.00	0.00	0.00	0.00
	Aide Monitor	14.00	14.00	14.00	14.00	14.00	14.00
	Aide/Attendeant (Special Ed)	6.00	7.00	8.00	8.00	8.00	8.00
	Media Assistant Elementary	2.00	2.00	2.00	2.00	2.00	2.00
	Office Secretary	9.00	9.00	8.00	8.00	8.00	8.00
<b>Maintenance Plant Services</b>							
	Maintenance Foreman	1.00	1.00	1.00	1.00	1.00	1.00
	Maintenance Skilled	5.00	5.00	7.00	7.00	7.00	7.00
<b>Custodians</b>							
	Custodian Head Elementary	8.00	7.00	6.00	6.00	6.00	6.00
	Custodian Head Middle School	2.00	2.00	1.00	1.00	1.00	1.00
	Custodian Head Elementary	1.00	1.00	1.00	1.00	1.00	1.00
	Custodian Assistant High School	1.00	1.00	1.00	1.00	1.00	1.00
	Custodian Assistant Middle School	1.00	1.00	1.00	1.00	1.00	1.00
	Custodians	35.00	34.00	36.00	36.00	36.00	36.00
<b>Building and Grounds</b>							
	Supervisor of Building & Grounds	1.00	1.00	0.00	0.00	0.00	0.00
	Office Secretary	1.00	1.00	1.00	1.00	1.00	1.00
<b>Grounds Crew</b>							
	Maintenance and Grounds	3.00	3.00	0.00	0.00	0.00	0.00
<b>Food Service</b>							
	Director of Food Services	1.00	1.00	0.00	0.00	0.00	0.00
	Office Secretary	1.00	1.00	1.00	1.00	1.00	1.00
	Cafeteria Employees	38.00	37.00	35.00	35.00	35.00	35.00
<b>Auxiliary Services</b>							
	Clerk I	1.00	1.00	1.00	1.00	1.00	1.00
<b>Miscellaneous State Grants</b>							
	Parent Mentor	0.53	0.53	0.51	0.51	0.51	0.51
						<i>(continued)</i>	

STRONGSVILLE CITY SCHOOLS STAFFING LEVELS BY LOCATION							
		ACTUAL - Budgeted Positions			PROJECTED		
LOCATION & POSTION		FY 2015	FY 2016	FY 2017	FY 2018	FY 2019	FY 2020
IDEA, Part-B Special Education							
	Aide/Attendant (Special Ed)	8.00	8.00	8.00	8.00	8.00	8.00
	Parent Mentor	0.47	0.47	0.49	0.49	0.49	0.49
	Supervisor Special Education	3.00	2.00	2.00	2.00	2.00	2.00
	Transition Coordinator	1.00	1.00	1.00	1.00	1.00	1.00
Title I - Disadvantaged Children							
	Title I Teachers	6.00	4.00	4.00	4.00	4.00	4.00
TOTAL FTE'S		752.14	727.94	701.94	696.94	687.94	687.94
Year to Year Change			(24.20)	(26.00)	(5.00)	(9.00)	0.00



**Strongsville City School District**  
**Informational Section**  
**Fiscal Year 2016-2017 Budget Document**

**Report Card / Performance Results:**

As of the date of this publication, the O.D.E has not released the FY 16 State Report Card; the FY 15 data is the latest information available. The O.D.E assesses Ohio school districts for the following categories and issues a letter grade based on the performance within each category. The following categories that are measured are:

- **Achievement** – This grade combines two results for students who took the state tests. The first result answers the questions (Performance Index) – How many students passed the state test? The second result answers the questions (Indicators Met) – How well did students do on the state test?
- **Gap Closing** – This grade shows how well all students are doing in reading, math, and graduation. It answers the question - Is every student succeeding, regardless of income, race, ethnicity, or disability.
- **K-3 Literacy** – This grade answers the question – Are more students learning to read in kindergarten through third grade?
- **Progress** – This is the average progress for students in math and reading, grades 4-8. It looks at how much each student learns in a year. Did the students get a year's worth of growth? Did they get more? Did they get less?
- **Graduation Rate** – This grade answers the question – How many ninth graders graduate in four years or five years?

STATE REPORT RESULTS				
Category		FY 2015	FY 2014	FY 2013
<b>Achievement</b>				
	Performance Index	<b>B</b>	<b>B</b>	<b>B</b>
	Indicators met	<b>A</b>	<b>A</b>	<b>B</b>
<b>Gap Closing</b>		<b>B</b>	<b>B</b>	<b>F</b>
<b>K-3 Literacy</b>		<b>C</b>	<b>C</b>	<b>N/A</b>
<b>Progress</b>				
	Overall	<b>A</b>	<b>A</b>	<b>F</b>
	Gifted	<b>A</b>	<b>C</b>	<b>F</b>
	Students with Disabilities	<b>A</b>	<b>C</b>	<b>F</b>
	Lowest 20% in Achievement	<b>A</b>	<b>D</b>	<b>F</b>
<b>Graduation Rate</b>				
	4-Year Graduation Rate	<b>A</b>	<b>A</b>	<b>A</b>
	5 Year Graduation Rate	<b>B</b>	<b>A</b>	<b>B</b>

**Strongsville City School District**  
**Informational Section**  
**Fiscal Year 2016-2017 Budget Document**

STANDARDIZED TEST SCORES BY GRADE LEVEL				
Grade Level	Test Subject	FY 2015 Proficient Percentage	FY 2014 Proficient Percentage	FY 2013 Proficient Percentage
3rd Grade	Reading	95.60%	93.90%	93.00%
3rd Grade	Mathematics	87.00%	89.40%	82.10%
4th Grade	Reading	87.60%	95.50%	91.20%
4th Grade	Mathematics	77.30%	90.60%	79.50%
5th Grade	Reading	86.60%	82.80%	79.80%
5th Grade	Mathematics	87.00%	78.20%	74.60%
6th Grade	Reading	90.30%	90.50%	90.90%
6th Grade	Mathematics	82.50%	84.80%	83.90%
7th Grade	Reading	83.50%	89.40%	90.80%
7th Grade	Mathematics	69.30%	83.00%	82.20%
8th Grade	Reading	88.00%	93.60%	89.30%
8th Grade	Mathematics	82.40%	91.80%	77.50%
10th Grade	Reading	96.20%	97.70%	96.00%
10th Grade	Mathematics	92.70%	95.20%	96.20%

GRADUATION RATES			
	FY 2015	FY 2014	FY 2013
4-Year Graduation Rate	94.90%	93.40%	95.40%
5-Year Graduation Rate	94.60%	96.80%	94.90%

ECONOMICALLY DISADVANTAGED STUDENT DATA						
	FY 2015		FY 2014		FY 2013	
	Enrollment	% of Total Enrollment	Enrollment	% of Total Enrollment	Enrollment	% of Total Enrollment
Economically Disadvantaged	1,076	19.2%	1,069	18.4%	1,112	18.2%
Free Lunch Applications	915	16.3%	887	15.3%	890	14.6%
Reduced Lunch Applications	161	2.9%	182	3.1%	222	3.6%

**Strongsville City School District**  
**Informational Section**  
**Fiscal Year 2016-2017 Budget Document**

**Debt Schedules by Debt Issuance:**

2005 Various Purpose Bonds			
Fiscal Year	Principal	Interest	Total
2017	35,000	44,775	79,775
2018	35,000	43,375	78,375
2019	35,000	41,975	76,975
2020	35,000	40,575	75,575
2021	40,000	39,075	79,075
2022	40,000	37,475	77,475
2023	40,000	35,815	75,815
2024	45,000	33,988	78,988
2025	45,000	32,053	77,053
2026	45,000	30,117	75,117
2027	50,000	28,075	78,075
2028	50,000	25,875	75,875
2029	50,000	23,500	73,500
2030	55,000	20,875	75,875
2031	55,000	18,125	73,125
2032	60,000	15,250	75,250
2033	65,000	12,125	77,125
2034	65,000	8,875	73,875
2035	70,000	5,500	75,500
2036	70,000	1,875	71,875

2006 H.B. Energy Conservation Bonds			
Fiscal Year	Principal	Interest	Total
2017	70,421	14,656	85,077
2018	73,625	11,452	85,077
2019	76,976	8,101	85,077
2020	80,479	4,598	85,077
2021	41,602	936	42,538

2008 H.B. Energy Conservation Bonds			
Fiscal Year	Principal	Interest	Total
2017	238,133	103,843	341,976
2018	249,539	92,001	341,540
2019	261,492	79,593	341,085
2020	274,019	66,754	340,773
2021	287,143	52,965	340,108
2022	300,897	38,686	339,583
2023	315,310	23,724	339,034
2024	330,414	8,045	338,459

**Strongsville City School District**  
**Informational Section**  
**Fiscal Year 2016-2017 Budget Document**

2013 School Improvement Bonds			
Fiscal Year	Principal	Interest	Total
2017	1,375,000	2,933,963	4,308,963
2018	1,425,000	2,877,962	4,302,962
2019	1,485,000	2,819,762	4,304,762
2020	1,545,000	2,766,887	4,311,887
2021	1,590,000	2,703,963	4,293,963
2022	1,670,000	2,622,463	4,292,463
2023	1,755,000	2,536,838	4,291,838
2024	1,840,000	2,456,163	4,296,163
2025	1,915,000	2,381,063	4,296,063
2026	1,990,000	2,302,963	4,292,963
2027	2,070,000	2,221,763	4,291,763
2028	2,155,000	2,137,263	4,292,263
2029	2,240,000	2,049,363	4,289,363
2030	2,330,000	1,957,963	4,287,963
2031	2,425,000	1,874,988	4,299,988
2032	2,495,000	1,788,713	4,283,713
2033	2,595,000	1,686,913	4,281,913
2034	2,700,000	1,581,013	4,281,013
2035	2,805,000	1,481,431	4,286,431
2036	2,900,000	1,388,725	4,288,725
2037	2,990,000	1,293,013	4,283,013
2038	3,090,000	1,190,350	4,280,350
2039	3,195,000	1,080,363	4,275,363
2040	3,310,000	966,525	4,276,525
2041	3,425,000	840,100	4,265,100
2042	3,560,000	700,400	4,260,400
2043	3,705,000	555,100	4,260,100
2044	3,855,000	403,900	4,258,900
2045	4,005,000	246,700	4,251,700
2046	4,165,000	83,300	4,248,300

2015 Refunded Certificates of Participation (Muraski Expansion & Improvements)			
Fiscal Year	Principal	Interest	Total
2017	155,000	117,819	272,819
2018	155,000	115,881	270,881
2019	160,000	113,319	273,319
2020	160,000	110,319	270,319
2021	170,000	106,169	276,169
2022	170,000	101,069	271,069
2023	175,000	95,894	270,894
2024	185,000	90,494	275,494
2025	185,000	84,019	269,019
2026	195,000	76,419	271,419
2027	200,000	68,519	268,519
2028	210,000	61,106	271,106
2029	215,000	54,200	269,200
2030	225,000	46,909	271,909
2031	230,000	39,231	269,231
2032	240,000	31,150	271,150
2033	250,000	22,575	272,575
2034	255,000	13,738	268,738
2035	265,000	4,638	269,638

## GLOSSARY

**Administrative Leadership Team (ALT)** – is made up of seven members from the Central Office Leadership Team (COLT) and eight building principals who report directly to the superintendent.

**Assessed Value** – the value placed on property for tax purposes and used as a basis for taxation. This amount is subject to the State rollback factor and the deduction for the homestead exemption.

**Average Daily Membership (ADM)** – the average daily enrollment of school districts based on attendance reports.

**Board of Education** – five member elected board, created according to State law and vested with the responsibilities for educational activities within a geographical area, who establish policies, hires a superintendent and governs the operations of a school district.

**Bond** – a written promise, generally under seal, to pay a specific sum of money, called face value, at a fixed time in the future, called the date of maturity and carrying interest at a rate, usually payable periodically. The difference between a note and a bond is that the latter usually runs for a longer period of time.

**Bonded Debt** – the part of the school district debt which is covered by outstanding bonds of the district.

**Budget** – a plan of financial operations embodying an estimate of proposed expenditures for a given period of time or purpose and the proposed means of financing them.

**Capital Outlay** – includes, but not limited to, new and replacement equipment such as furnishing additional classrooms, additional technology, replacement of band uniforms, purchase of buses and maintenance of vehicles.

**Central Office Leadership Team (COLT)** – is made up of the Superintendent, Treasurer, Assistant Superintendent, Business Manager, Director of Curriculum and Instruction, Director of Instructional Technology, and the Director of Special Education.

**Certificated Staff** – staff that usually have a state license to teach and/or administrative license. (i.e. teachers, principals).

**Charter / Community Schools** – a school that is an alternative to the traditional K-12 public school program that is independent of any school district, and is part of the state's program of education.

**Classified Staff** – staff that are hired to help in the education process whose position does not require a teaching or administrative license.

**Comparable Districts** – districts which are approximately the same size and which have approximately the same demographics within the State of Ohio.

**CUPP Report** – a demographic report issued by the Ohio Department of Education to be used to show comparable school district data.

**Debt** – an obligation resulting from the borrowing of money for from the purchase of goods and services.

**Debt Limit** – the maximum amount of gross or net debt which legally permitted.

**Debt Service** – expenditures for the retirement of debt and expenditures for the interest on debt.

**Earnings on Investments** – revenues received from the investment of school district monies not needed at the time to meet current expenditures.

**Employee Fringe Benefits** – may include health, dental, vision, life, workers compensation, as well as payments to the Ohio State Teachers Retirement and Ohio State Employees Retirement systems.

**Encumbrances** – purchase orders, contracts, and/or other commitments which are chargeable to an appropriation and for which a part of the appropriation is reserved. Encumbrances are closed when the obligation is paid or canceled.

**Expenditures** – includes total charges incurred, whether paid or unpaid, for current costs, capital outlay and debt.

**Expenditure Per Pupil** – is calculated by dividing total expenditures by Average Daily Membership (ADM).

**Expenditure Per Equivalent Pupil** – is calculated by dividing expenditures by a weighted ADM, where harder-to-serve students can be given a higher mathematical weight, such as, students who are in special education, are economically disadvantaged, or English language learners. This calculation is used for the rankings included on the state report card.

**Facilities Acquisition and Construction** – expenditures for the acquisition and/or construction of facilities.

**Fund** – a fiscal and accounting entity with a self-balancing set of accounts.

**Fund Balance** – the excess of assets of a fund over liabilities and reserves.

**Fiscal Year (FY)** – the period at the end of which an entity determines its financial position and the results of its operations. The fiscal year of the school district begins July 1, and ends June 30.

**Instruction** – the activities dealing directly with the teaching of students or improving the quality of teaching.

**Levy** – the total taxes imposed by a government unit.

**Millage Rate (mills)** – the amount per \$1,000 that is used to calculate taxes on property.

**Ohio Department of Education (ODE)** – the State agency that oversees education in the State of Ohio.

**Object** – includes expenditures for certain types of costs, such as salaries, employee fringe benefits, purchase services, materials and supplies, capital outlay, and other miscellaneous expenditures.

**Ohio School Facilities Commission** – a state agency that provides oversight, assistance, and funding to a certain level to school districts for the construction and renovation of facilities.

**Open Enrollment** – the ability of a student who lives in one school district to attend another school district outside of the student's resident school district.

**Purchase Services** – labor, material and other costs for services rendered by personnel who are not employed by the school district.

**Re-appraisal Update** – the appraisal of real estate by the County, which occurs in the State of Ohio every six years.

**School Report Card** – a report issued by the Ohio Department of Education that grades school districts on the progress of education within the District.

**Triennial Update** – the appraisal of real estate by the County, which occurs in the State of Ohio every three years.

**Uniform School Accounting System (USAS)** – a computer system designed by the Ohio Department of Education that allows school districts within the state to account for revenues and expenses in a consistent manner.



*This page is intentionally left blank*

# **STRONGSVILLE CITY SCHOOL DISTRICT**

**Cameron M. Ryba, Superintendent**  
**George K. Anagnostou, Treasurer**

---

## **BOARD OF EDUCATION**

---

**Carl W. Naso, President**  
**Richard O. Micko, Vice President**  
**Colonel Duke Evans**  
**George Grozan**  
**Jane L. Ludwig**



**18199 Cook Avenue, Strongsville, OH 44136**  
**440.572.7000 ● [strongnet.org](http://strongnet.org)**